

CITY OF PEEKSKILL



2024 ADOPTED BUDGET NOVEMBER 13, 2023

Vivian McKenzie, Mayor

Patricia Riley, Deputy Mayor

Kathleen Talbot, Councilwoman

Ramon A. Fernandez, Councilman

Dwight H. Douglas, Councilman

Robert Scott, Councilman

Brian Fassett, Councilman



**CITY OF PEEKSKILL
CITY HALL
OFFICE OF THE CITY MANAGER**

**840 Main Street
Peekskill, New York 10566**

**(914) 734-4246
Fax: (914) 737-0461**

October 1, 2023

The Honorable Vivian McKenzie, Mayor
and Members of the Common Council
City Hall
840 Main Street
Peekskill, New York 10566

Coming out of the pandemic, 2023 proved to be a year of rapidly changing expectations and circumstances. After several years of federal and state assistance so easily bestowed on so many, the pendulum swung and the City along with everyone else had to deal with inflated costs and post pandemic labor and supply shortages. We have a lot to be grateful for in all of this. Let me again state my gratitude for working with an amazing team of people from our City at all levels of service. I am so proud to work alongside each worker, volunteer, and council member as we pursue the revitalization and care for this City. I am pleased to submit the City of *Peekskill Tentative Budget for 2024*.

First and foremost, the City has built and maintained a healthy fund balance from both before and during the pandemic. From 2014 to 2021, the City steadily increased its fund balance from \$0.5 million to \$8.9 million. In 2022, the City expects to record a \$1.25 million deficit mainly due to a \$1,000,000 claim settlement and \$0.25 million in over-expended lines. There is also a \$0.7 million timing difference in CHIPs funding. This left us with \$7 million. Finally, in 2023, we are facing a 2023 deficit ranging between \$0.5 and \$1.2 million depending on third quarter revenue. After holding back on filling new positions this year, we were just beginning to get a clear view of how to manage the current economic situation, we have been informed that employee benefits for health insurance and pensions are poised for double-digit growth in 2024. Indeed, we are estimating a \$2.7 million increase in employee benefits alone, without bringing on any new positions which are needed.

This year's tentative budget recommends that the City break the tax cap and raise taxes 3.5%. It also recommends that Council look at successive years of higher percentage tax increases ranging from 3.5% over a period of four or five years.

This year's rapidly rising costs, labor and supply chain shortages have stretched the City's dollars to the limit. I certainly appreciate the patience, ingenuity and extra effort from each

department, employee and volunteer this year. Last year, we consciously planned to leave many positions unfilled for half of 2023 so that we could revisit the reported effects of inflation to determine if the threat of continued inflation would linger through the year. And this decision has saved the City over \$1.5 million in salary and benefits, not to mention potential layoffs. There is need for much more, but this year's budget is primarily meant to show the need for additional revenue and cost decreases. Before, we delve into more financial detail, an explanation of the process is below.

Budget Approval Process Summary

The budget process is a process of continual input from City departments, administrative staff, the public and the Council. It starts with a review of fiscal and operational planning for supporting essential services to city residents, businesses, and visitors in the near- and long term. It begins in late Spring summer when department heads put together a list of capital infrastructure needs for the Capital Infrastructure Plan presented at the end of June. The Comptroller then begins a review of salary needs for each department and prepares the Department Salary Schedule presented in this budget. This outlines contractual Cost of Living Adjustments ("COLA") and step increases for both bargaining unit and non-union employees. 2024 COLA is \$425,000 while contractual step and promotional increases are \$293,000. The Comptroller puts together the Debt, Benefits, Insurance and Other Revenue Schedules. Some components of these categories are contractually fixed while others must be estimated. Examples of estimated portions of the budget include parking revenue, sales, transfer and mortgage taxes for revenue and insurance, pensions, and contingencies for expenses. During July and August, department heads work with the Comptroller to prepare their budget requests for City Manager review. Department heads are encouraged to request what they need while the City Manager and Comptroller determine what fits within a budget within reach for the Council to discuss. Meetings are held with each department. Department heads are encouraged to find new and innovative ways to reduce expenses.

Public input has been included in this budget request in so far as the City has used the results of its 2022 resident survey, the initial results of a 2023 business survey shared with businesses through the Business Improvement District and the Chamber of Commerce. The City continues to monitor the quality-of-life issue efforts and complaints which were the major issue shared with City officials in 2022. The 2023 business survey's initial results say that parking is the number one priority for businesses, especially in the downtown area. Businesses are also concerned with quality-of-life issues such as noise, vagrancy, litter, and related issues.

After the above efforts described, this Tentative Budget has been delivered to the Common Council for review by October 1. According to New York State law, the Common Council has until December 1 to review, amend and adopt the budget. Failure to do so results in the Tentative Budget becoming, by default, the City's approved budget.

Capital Planning

The Tentative Budget process includes a capital improvement plan reviewed and adopted by the Common Council. It lists projects considered priorities in the coming year not funded until approved individually by the City Council. This year, the Comptroller increased the plan from a five year to a seven-year plan. The plan was presented to the council at the end of June. This process involved convening DPW, Water/Sewer, and Planning staff to inventory the City's vehicle fleet and prioritize purchasing new vehicles, considering fuel efficiency and options for hybrid or electric where possible. The June 2023 ***City of Peekskill 7 Year Capital Plan*** has been amended for the Tentative Budget and includes \$29.1 million in capital projects funded with \$20.1 million of grant funding (including \$4.6 million of grants not yet awarded). Examples of 2024 projects include:

- Facilities improvements including three HVAC replacements, structural improvements to garage facilities and other capital investments.
- Water Storage, Valves, and other Distribution projects
- Sewer pump station projects
- A plow truck, dump trucks, police cars, and other vehicles.
- Kitchen Incubator Project funded by the Peekskill Facilities Development Corporation and the Peekskill IDA
- Significant park facilities improvements at McKinley, Lepore, Riverfront & Tompkins.
- Lower South Street sewer project, dam, water distribution, storage tank and pump station projects, and others.

General Fund: About \$18.4 million in spending on vehicles, building repairs, and park and street improvements. \$12.3 million in grants (vehicle replacements, DRI projects, CDBG projects at Youth Bureau and Neighborhood Center, roof and HVAC repairs, parks facilities improvements).

Water Fund: about \$5.3 million in projects with about \$3 million in grants anticipated (water tank replacement, Hollowbrook Dam repairs, hydrants, and valves replacement) and \$800,000 in borrowing through the New York State Environmental Facilities Corporation ("EFC") and the remainder funded through the Water Fund.

Sewer Fund: This will include \$5.4 million in infrastructure work, with about \$4.7 million in grant support (Lower South Street sewer project, and other pump station projects) with the remainder funded from the Sewer Fund.

The City's debt service expense will decline over the past years, paying down about \$2.4 million in principle in 2024 and adding about \$3.6 million of new debt in 2024.

The City has been adept at attracting Federal, State and County grant funds to work on many of these projects. They include:

1. Of the \$10 million in Downtown Revitalization Investment ("DRI") funding awarded, the City still anticipates that \$4.4 million of City projects will be accomplished while \$4 million of private projects will be completed.
2. The City's water and sewer infrastructure has attracted \$17.05 million of grant funding which will be spent over the next five years. This includes.
 - a. Water Infrastructure Act grant funding of \$9.8 million

- b. Water Quality Improvement Project \$0.9 million
 - c. Westchester County Community Development Block Grant \$1.3 million
- 3. A City business was awarded \$2 million for the demolition and reconstruction of underutilized commercial property in a blighted area on Washington Street in the City. The City is not responsible for any portion of this project. However, this project was supported by efforts of the City's Economic Development Department.
- 4. In early 2023, the Peekskill Industrial Development Agency was awarded a \$2 million grant from the United States Economic Development Agency. The funding is for the IDA to construct a Kitchen Incubator in the City's Centennial Firehouse. The Incubator would provide space for small businesses to rent shared commercial kitchen space.
- 5. The City's Nutrition Department receives \$200,000 to \$300,000 in County, state, and Federal assistance to operate its meal preparation and distribution efforts.
- 6. The Youth Bureau also regularly attracts funding for the purpose of providing programs for City Youth. Annual funding is often contracted six months to a year after the program has started and ranges from \$92,000 to \$200,000 for youth counseling, employment, and anti-violence programs. In 2022, the City was awarded \$50,000 from the efforts of Senator Peter Harckham. Both the Youth Bureau and the Nutrition department worked together to put together a program for 18-24 year old youth who are at risk. The program pairs youth with credible messenger mentors while training them in culinary skills and providing them with a food handling certificate, meeting successful workers in the food industry, entrepreneurial skills, and interviews with employers.
- 7. Through the New York State Consolidated Funding Application ("CFA"), the City applied for several grants in July of 2023 for HVAC, historic preservation, park improvements, facility studies and water projects. Winning applications will be announced in December of 2023. These projects require matching funds and are reflected in the ***Peekskill 7 Year Capital Plan***.
- 8. In the 2022 CFA, the City was awarded funding for the purpose of completing a long overdue Comprehensive Plan.
- 9. On September 17, 2023, Carl Heastie, the Speaker of the New York State Assembly presented a commitment for \$1.7 million to the City for the purpose of addressing aging playground facilities with ADA accessible inclusive playsets and rubberized safety surfacing. \$125,000 of that commitment was for the purpose of re-visioning and preparing construction documents for the City's Hook & Ladder Firehouse which is primarily used for the purpose of providing services to Youth through its Youth Bureau.
- 10. On September 29, 2023, the Mayor, City Manager and Planning Director were interviewed by the Empire State Development for a \$10 million grant to pursue additional parking facilities for its downtown in order to promote additional housing which primarily needs parking in order to build in its already tightly developed downtown. This grant requires a 50% match of \$10 million for which the City would primarily use developer fees, American Recovery Program Act ("ARPA") funding and debt.

American Recovery Plan Act

In 2021, the American Recovery Plan Act ("ARPA") was passed, and the City was awarded \$2.48 million divided between fiscal years 2021 and 2022. This budget shows ARPA revenue of

\$1.24 million with a transfer out to eligible projects for the same amount. ARPA funds can be used to fund past revenue shortfalls, pay for sewer, water, and IT infrastructure, and support community recovery from the Pandemic. Total City revenue shortfalls due to the Pandemic for 2020 and 2021 were approximately \$2.1 million, and increased expenditures were \$2.4 million. These costs and needed water and sewer investment far exceed the City's ARPA funds. The City's ARPA strategy will reflect the community's needs for infrastructure and support for recovery from the Pandemic. All ARPA funds must be spent and accounted for by 2026. This budget recommends that the City commit those funds to the purchase of a new firetruck. This is an expenditure that is approved for ARPA usage, and it will save the City from financing at the highest rates in over 15 years. This would not only purchase a needed asset, but it would also save the City approximately \$120,000/year in interest and associated costs of bonding.

Tax Increase is **NOT** within the NYS 2% Tax Cap

The 2024 Tentative Budget **EXCEEDS** the New York State tax cap and provides for a tax increase of 3.53% or \$7.59 per \$1,000 in assessed value. **The average single family home residence in the City of Peekskill assessed at \$9,570, would see an increase of \$72.64 in City taxes over the current year.** Within "the Cap," the City would have allowed only \$326,516 in tax levy growth, a practically flat budget, due to low inflation. The City is proposing to exceed the tax cap by \$326,516 at only \$653,032 increase over last year.

Peekskill, like all local governments, routinely sees mandated personnel costs such as health insurance and pensions escalate far faster than could possibly be accommodated by increases in spending within the allowable tax cap. The City joins others in proposing to New York State that the tax cap law be adjusted such that capital projects and health costs be exempt from the tax cap calculation, and that properties receiving PILOTS be included in the growth factor calculation. Absent these reforms, and facing escalating personnel costs, without extraordinary growth in other sources of non-tax revenues, the City may need to continue to exceed the tax cap in coming years in order to continue to sustain essential services.

Below is presented an analysis of what the difference between an annual increase of 2% vs. a 3.53% increase would yield for the City over time.

Future Tax Increase Scenario							
Year	Actual 2023	Projected 2024	Projected 2025	Projected 2026	Projected 2027	Projected 2028	Projected 2029
Tax Levy	18,493,000	19,146,000	19,816,000	20,510,000	21,228,000	21,652,500	22,085,500
Annual % Increase	2%	3.5%	3.5%	3.5%	3.5%	2%	2%
\$ Increase	-	653,000	670,000	694,000	718,000	424,560	433,000
VS.							
Tax Levy	18,493,000	18,863,000	19,240,000	19,625,000	20,018,000	20,418,000	20,826,000
Annual % Increase	2%	2%	2%	2%	2%	2%	2%
\$ Increase	-	370,000	375,000	385,000	393,000	400,000	408,000
Additional Tax Revenue per year after 4 years of higher levy %	-	283,000	576,000	885,000	1,210,000	1,234,000	1,259,000

The table above compares an increase in the tax levy of 3.5% in the years 2024 through 2027 over the flat 2%. This would spread out the increase over a few years and allow the City to absorb the higher costs of healthcare and other inflationary increases from 2020-2023.

Unassigned Fund Balance

The Comptroller and City Manager practice conservative fiscal management, meaning expenses are forecast in the Tentative Budget a little high, and revenues are forecast a little low. In an average year, the City revenues should slightly exceed the expectations of the adopted budget, while the City expenses should total slightly less than projected in the adopted budget, resulting in a modest growth in unassigned fund balance. Obviously, it remains to be seen how “normal” 2023 turns out to be. City Management closely tracks county sales tax revenues, NYS mandated costs for health care and pensions, and other factors affecting the City budget, and makes adjustments accordingly.

If the Common Council approves the Tentative Budget, City Management will continue to exercise extraordinary care in expenditures. Nonetheless, the 2024 Tentative Budget proposes using a total of \$2.125 million in unassigned fund balance. Over the years from 2019 through 2021, the City did not use its appropriated fund balance. However, it has properly used it in the budgeting process to ensure that there is access to additional funding if it is needed. This Tentative budget forecasts ending 2022 using its appropriated fund balance of up to \$1.5 million and ending with an unassigned fund balance of \$5.5 million on December 31, 2023. The potential for using more of its fund balance is absolutely expected and the Council should consider increasing the tax levy over the tax cap in this year or future years.

Personnel Costs and Trends

This budget contemplates adding no new positions. Last year, the budget showed \$1 million of hires being delayed until mid-year at half of the amount so management and the Council can ascertain what the 2022-2023 recession impacts appear to be on revenues and expenses. None of the additional hires were brought on and in 2024, the budget anticipates filling previously unfilled but budgeted positions not including the positions which the City delayed in 2023.

After looking at the Capital Plan, the City looks at its largest operating expenditure. Payroll makes up two-thirds of the City’s budget. This year’s budget includes \$19.275 million for payroll and \$15.087 million in employee benefits. Of these amounts, it also includes \$0.385 million for Cost-of-Living Adjustments (“COLA”) and there are \$0.27 million for bargaining unit step increases or promotions as described below. Even with no newly created positions added to the budget, it will still burn up to \$2.125 million in fund balance.

Personnel costs, including benefits, account for approximately two-thirds of expenses in the general fund. The City has about 229 full-time and 22 part-time year around staff, for a total of 251, while up from last year’s 235, still down from 268 in 2012. In addition, the City routinely hires about 180-220 part-time temporary staff over the course of the year, mostly in Recreation, Youth Bureau, and Public Works. Most full-time staff are unionized, except for management-

confidential staff (department heads and certain administrative staff), and all full-time staff enjoy excellent fringe benefits.

The Tentative Budget includes salary increases for staff as per our union contract agreements, with a matching 2% increase for non-unionized staff. This “cost of living” 2% increase equates to about \$425,000 in 2024. Contractual annual salary increases tied to longevity (“steps”) total \$292,000 in the 2024 Tentative Budget. Another major driver of personnel costs is the mandatory contributions to the State Retirement Fund. The cost of these benefits, which had flattened in recent years, are projected to greatly increase in 2024 over 2023’s budget due to historic increases in benefit expenses. In total, these increases in the cost of retirement benefits add an additional \$2.7 million to the Tentative Budget for 2024, versus 2023. The City pays about \$6.8 million in Health Insurance for its employees (in all funds) and expects that it might increase 28% or \$9 million in 2024. This is due to a projected 15% increase in premiums for NYSHIP, the effect of new hires for unfilled previously budgeted positions and much higher rate increases for retirees as the baby boomer generation continues to rise. The City has used extremely conservative budgeting to consider unfilled positions as being all family plans at nearly triple the cost of the single plans. It has considered that each of these premiums would begin to be paid on January 1st, while there will be some delay in the hiring due to compliance with civil service procedures. During the summer, the City began negotiating with the four different bargaining units for a change in the plan from the NYSHIP Empire Plan to the Excelsior Plan which would have reduced 2023 premiums by \$2,000,000 net of \$500,000 in copays which would have been made by the City for its employees.

While negotiations have not completed during 2023, the City would still like to negotiate this change in health insurance. In July of 2023, the City hired a consultant to work with the unions regarding this change. It would not only significantly reduce City costs but would also significantly reduce employee health insurance contributions (some employees would see as much as an \$1,800 annual decrease in 2023 premiums). If unions agreed, there would be up to a six-month delay in changing to the new plan. Nassau County has negotiated moving its 9,000 employees from the Empire to the Excelsior Plan which might cause a further narrowing in the cost difference between the two plans due to the size of this single employer. For purposes of this budget, the City has kept the cost of the Empire Plan in the budget with a projected 15% increase but will continue to attempt to move toward plans that offer benefits to both city employees and taxpayers. A discussion of how this budget affects each department follows.

Fire Department

The City has struggled with Fire Department overtime budget to actual since the pandemic. The City needs to add fire fighters both to provide adequate coverage to the City as well as in an effort to reduce overtime. However, besides emergency call-ins, which are few, these costs largely derive from two numbers: the minimum number of staff required for a shift and the total available staff. In September of 2023, the City was awarded a FEMA grant for six additional staff. This grant would pay six firefighters’ salaries for three years. The City needs to carefully budget this cost so as to not overload the 2027, 2028 and 2029 budgets with sudden increases in firefighter salary costs.

The Department currently also has one funded and one vacant firefighter paramedic positions. The Fire Department has been experiencing less mutual aid assistance from outside agencies at City emergency calls. Because the department had some expectation of this assistance being dependable, the budget includes six additional firefighters at a cost of \$45,665 each. With each firefighter being required to have EMT certification, this would also help with the ALS and BLS services provided with the Volunteer Ambulance Corps. There is an associated revenue line for the same amount plus insurance, pension contribution and others.

The Fire Chief and I have been meeting with the Town of Cortlandt with whom we share an intermunicipal paramedic program. Because New York Presbyterian Hospital (“NYP”) no longer wants to participate in this shared venture as an employer of paramedics, the Town and the City have been meeting to re-formulate the way the program works. The Fire Chief and I have investigated contract options and municipal options. The evidence indicates that although the cost of paramedics for the two municipalities will increase greatly, it is best to remain in the agreement with the Town of Cortlandt for the present moment. NYP The Tentative Budget shows a 23% decrease from the 2023 budgeted \$650,000 to a \$500,000 budget for 2024 because it was budgeted with a much higher increase anticipated. Furthermore, the Peekskill Volunteer Ambulance Corps (“PVAC”) who contracts to do Basic Life Support response for the City is requesting a 212% increase from \$80,000 to \$250,000. The PVAC requested the City increase its contribution so that it can continue to pay per diem EMT’s to work shifts not covered by volunteers.

Planning Department

The 2024 Tentative Budget removes the 2023 half-funded and unfilled position of a new junior planner to begin the efforts of a Comprehensive Plan. While the City was awarded a grant in 2023, the thought is to task one of the two existing planners with this work. The City’s Comprehensive Plan was adopted in 1966. The Zoning Code has been amended based on studies such as the 2015 Local Waterfront Revitalization Program Plan and others like it. The 2022 Survey found that 97% of those who responded (1,080) agreed that there should be a new Comprehensive Plan. The 2024 budget assumes that a new Planning Director would come onboard.

Public Works

Mechanic: The 2024 Tentative Budget removes funding for a half-budgeted but unfilled mechanic position added to the 2023 budget.

Laborer (new): The 2023 Tentative Budget had proposed adding two laborer positions to increase DPW capacity. One, to plant, water and prune trees and support other beautification activities as well as one to work on street maintenance. Like last year, this budget assumes that we will re-visit the additional position in the Spring of 2024 to determine whether revenue streams are returning to normal to see if these positions can be brought back.

Summer Help - the City will continue to advocate the need for sufferance agreements from the Teamsters to allow the city to use summer staff and interns, getting work done and identifying future full-time staff.

The Building Maintenance Department is budgeted for a position skilled in a variety of building issues at a cost of \$93,000. This position will also be looked at again in the Spring of 2024 but is not included in the 2024 budget.

Police

The Police Department has five vacant funded officer positions, worth \$496,000, as in recent years.

Three Police Officers are needed to rotate into the shift coverage for the City. This would reduce overtime costs which are projected to peak up toward \$800,000 in 2023.

The City removes the 2023 budgeted but unfilled detective.

An additional Parking Enforcement Officer who can also be used for quality-of-life issues is needed and has been added to the 2024 budget.

The 2022 survey called for additional resources for safety and enforcement. It is felt that additional coverage should be budgeted for patrol.

Recreation

Recreation Summer part-time staff: The 2024 Tentative Budget reduces funding for part-time staff to a level commensurate with historical staffing.

Building Department

Fire Inspector Trainee: The 2024 Tentative Budget retains funding for an unfilled Fire Inspector Trainee position cut in 2023 budget. This position has not yet been filled but should be added before the end of the 2023 fiscal year. The Fire Inspector Trainee will create a more systematic and revenue generating fire inspection program adopted in the Summer of 2022. This position will do general Code Enforcement as well, as needed.

City Clerk

The Budget supposes that the functions of permitting (parking, special events, parades, and others) will remain with the Clerk's office (unless required by New York State Vital Statistics Codes).

Parking & Other Permits

A separate previously unstaffed department has been overseen by Finance, Police, and the Clerk's office. A newly separated department will provide one manager with one staff person in the Clerk's office to oversee the legislation, management, enforcement, data management and collection for all City permits having to do with parking, enforcement fines, accommodation settlements, special events, parades, and other permits. It will ensure that all departments who are impacted by the issuance of permits are consulted about any subject matter pertaining to that permit. The Parking Office position will work with both the Senior Account Clerk in Finance who is primarily responsible for collecting receipts at the cash window as well as the Spanish Speaking Permit Clerk in the Clerk's office. The new position will be half funded through this Parking department and the remaining half will be funded through the Finance Office.

Youth Bureau

The Youth Bureau sought and was awarded funding for new youth programs. The funding will pay for new programs to be run by contracted or part-time employees.

Water/Sewer Department

The Tentative Budget adds an Assistant Engineer funded through the Water Fund who will be able to work primarily on Water and Sewer projects that are funded through programs provided the Environmental Facilities Corporation and the Department of Environmental Conservation split 50/50 between Water and Sewer and shared with the General Fund departments for non-Water/Sewer projects. This position will be especially useful as the City works on its many Water, Sewer, Storm Drain, Dam, Roads, and Parks projects. The City has a 2019 report on its infrastructure which outlines over \$100 million of work to be done in the City just for Water and Sewer. The Water Superintendent, the DPW Superintendent and the City Manager have been meeting with staff to work on a Capital Improvement Plan that will outline in detail the City's strategy for attacking its many infrastructure needs in a coordinated way. An engineer will be instrumental in this process. The cost contemplated for this position is approximately \$85,000.

Fund-Based Notes and Assumptions

This section provides notes on specific revenue and expense categories. As a rule, the Tentative Budget uses conservative revenue and expense projections based on a five-year lookback of actual data, constantly updated monitoring of revenue and expense trends, and knowledge of evolving economic conditions. The Budget also projects expenses pessimistically, so that in an average year the actual expenses will be, overall, less than expected.

General Fund

The General Fund Budget for 2024 is in the total amount of \$50,972,233, an increase over the 2023 \$50,554,858 Adopted Budget of \$417,375. New expenses include wage increases of \$656,000, as well as anticipated increases in costs of fuel and supplies. The budget increase is offset by a range of increased revenues, both tax and non-tax, chiefly and other revenue sources as detailed in the budget.

Sales Tax: Sales tax revenue has been dramatically increased due to historically high inflation and an influx of new residents. 2023 revenue appears to be trending toward a record \$6.5 million in total revenue. Because of inflation, we are projecting over \$6.75 million in receipts for 2024.

Real Estate Transfer Tax: The City's real estate sales are much weaker than past years which were strong and likely boosted by the Pandemic as people looked for residential alternatives to New York City and the labor market trended toward remote work. 2024 Budgeted Transfer Tax is expected to be much lower than past years but in line with 2023's projection of almost \$900,000.

New York State Aid: This is anticipated to be fully funded in 2024.

Recreation Fees: The Tentative Budget assumes a normal year for Recreation, fully funding staff, and equipment. This projection was too optimistic for 2023 but it has been trending away from pandemic levels and the budget assumes a continued resurgence in programming. Because program costs exceed revenues from program fees, program cancellations, this budget assumes modest increases in fee structures and rates.

Building Rental Income: The City is working with all current and potential tenants to negotiate lease agreements with terms that are beneficial to both the tenants and the City.

Section 8 Shared Services: This program is largely but not entirely HUD-funded. To reimburse the City more consistently for overhead costs, the Section 8 program developed a cost allocation agreement in 2023. The program hired a consultant with HUD funding, and it resulted in a lower-than-expected allocation of its fund's liability to the general fund. Other alternatives to providing this service will be researched and investigated in 2024. There are other models that have been successful in other cities in New York State and Westchester County.

Consolidated Fee Schedule: The City's Consolidated Fee Schedule is reviewed and approved annually and includes several hundred fees ranging from small items such as \$10 for a birth certificate from the Clerk to larger items such as thousands of dollars for site plan review by the Planning Commission. We continue to review fees and update them as needed.

Building Department Permits: Revenues from permits and fines reflect actual building and enforcement activity and fluctuate from year to year. The recent mortgage rate increases and building supply costs have appeared to slightly dampen revenue projections but potential new projects for 2024 appear to show potential for an increase over the 2023 actual revenue.

Parking Meter Receipts and Fines: Meter receipts are trending upwards since their collapse during the Pandemic and are projected conservatively to improve more into 2024. However, commuter permit revenues are not rebounding well from the Pandemic, perhaps due to an incomplete return to work for NYC commuters. This also appears to possibly be from less enforcement. The City returned to full enforcement in 2023 and has budgeted a new Parking Enforcement Officer for 2024. This will increase enforcement and its associated revenue.

Deferred Pension Benefits Payment Plan: Following the 2008 Great Recession, the City opted to defer pension payments to the NYS Comptroller from 2012 to 2015. Over the last several years, the total principal amount owed has been reduced to \$799,775. The payment due on this deferred obligation in 2024 is \$249,337. The last payment on this obligation will be made in 2028.

Tax Foreclosures: The City regularly pursues correction of unpaid taxes, through the in-rem foreclosure process by which the City can obtain title to tax-delinquent properties and auction them to new owners. Existing owners are always contacted and offered the option of paying off back taxes with an installment plan. Failing this remedy, the City has commenced an action to collect delinquent 2017 real estate taxes. This annual collection of past due taxes not only assures consistent cash flow, but also helps maintain the City's positive financial profile with ratings agencies, resulting in lower interest rates on municipal debt. The Tentative Budget forecasts much less than the previously budgeted \$600,000 in 2023 revenues from an in-rem auction. The last auction was in 2019. The Supreme Court ruling in *Tyler v. Hennepin County* which disallows municipalities from taking title, selling property, and keeping the proceeds, will significantly reduce this anticipated revenue. However, the City will continue to pursue its unpaid receivables for past due taxes and collect increased fines and penalties.

General Debt: The total outstanding City general obligation bond & lease debt at year end 2023 will be \$41,105,371. This is a decrease from 2023 of \$3,054,656. The 2024 budget includes further payments on debt, bringing the total to \$36,426,002 by the end of 2024.

Fire House Debt: Debt on the Central Fire House is repaid from the Restricted Funds-Reserved for Firehouse. This fund is currently accruing funds sufficient to meet the annual debt service as a result of a strong real estate market in the city and the City's Real Estate Transfer Tax, created to pay off the Central Fire House debt. The 2024 Tentative Budget includes the use of \$1,036,238 from this reserve fund to pay debt service. This fund balance at year end 2024 will be approximately \$4.85 million.

Unassigned Fund Balance: The 2024 Tentative Budget includes the use of \$2.125 million from the Undesignated Fund Balance (see discussion of Fund Balance above).

Water Fund

The Water Fund budget for 2024 is \$9,155,469. The Water Fund budget proposes a 3% increase reflecting the need for ongoing repairs and upgrades to the distribution system, and adequate reserves. Despite this increase, water charges are comparable to those of other Westchester

County municipalities. In the coming year the Department plans to continue upgrades to the Hollowbrook Dam system using both grant and County capital funds as well as the demolition and replacement of a century old water tank, and work replacing aging hydrants and valves.

Sewer Fund

The Sewer Fund budget for 2024 of \$1,890,273 reflecting a proposed 3% increase, addressing the costs of maintenance and repair of aging infrastructure. The Department routinely applies for grants to support capital projects. In 2024, the Sewer Department intends to address sewer pump station at Lower South Street in a \$3.4 million project funded by the Water Improvement Act Grant funded by the New York State Environmental Facilities Corporation and other state and County funding. The City is also a recipient of funding from the New York State Department of Conservation through the Water Quality Improvement Program. This \$1 million project will address inflow and infiltration which was found doing smoke tests in the southern portion of the City. The City intends to work on these projects in conjunction with Con Edison Utility's work on their gas mains as well as the DPW Department's ongoing pavement work with New York State funding from the Department of Transportation.

Overall Economic Development Outlook

A reasonable question is: How can the City manage these additions to its budget during this recession? This budget has put in place an appropriated fund balance of \$2.125 million to draw upon if needed. But the budget is also structured to offer reasonable contingencies and alternatives if needed. Firstly, the budget has conservative estimates; secondly, it has contingencies in place (1. A \$100,000 contingency in the operating budget, \$2.4 million of prepaid expenses to draw upon if needed courtesy of the ARPA funding and thirdly a \$7 million unassigned fund balance and finally, it has adequate reserves for most of its larger liabilities.)

The City has several potential remedies for the use of its fund balance in 2024. One is the potential to reduce its health insurance expenses by switching from New York State Health Insurance Plan ("NYSHIP") Empire Plan to the Excelsior Plan. The Excelsior Plan is a plan which is intended to shift some liability toward the Employer in a managed way. This plan allows larger employers who expect that a certain portion of their employees will not use their health insurance benefits as intensely as others. The Excelsior Plan reduces the premium but requires that a co-pay be utilized. The City has offered the Unions an opportunity to take the plan for 100% of their members and allow the City to guarantee payment of the co-pay with a debit card only programmed to pay eligible costs. Each employee would also benefit from this arrangement because their contribution would be decreased by their contractual percentage contribution share percentage. Some employees could see increases of up to \$1,800/annually (depending on 2024 increased NYSHIP rates). While the savings for 2023 would have been \$2 million, it is anticipated that NYSHIP will close the gap between the Empire and Excelsior plans in 2024. The City estimates that 2024 savings would be as much as \$1 million if all four bargaining units accepted the plan.

The following chart shows this year's protection against using its fund balance appropriation: In recent years, the City of Peekskill has seen improved financial ratings from Moody's and increasing overall assessed value. In 2019, the City's bond rating agency, Moody's, upgraded Peekskill's financial rating from A1 to Aa3, translating into lower bond interest rates on debt to fund capital projects. The New York State Comptroller's office recently reported that Peekskill continues its status as "undesignated," or in very good condition, regarding fiscal and environmental stress factors, based on 2021 year-end data.

The City's overall improving economic conditions are reflected in the Tax Assessment Roll (at least as measured by the strength of an overactive real estate market). The average assessed value of residential property (1-family and condominiums) increased to \$9,570 in 2023, or an equalized market value of \$467,000, up from \$439,000 in 2022. Median sales prices have increased by 44% (2022 to 2023). It appears pricing has stabilized thus far in 2023. Notwithstanding, concerns over access to affordable housing expand even as the city is the home to a comparatively high percentage of existing affordable housing stock and considerable amount of newly built and proposed affordable housing construction. The 2023 taxable assessed value of city real estate of \$64,524,693 on August 15 of 2023. This represents a \$575,312 increase over 2022. Which when applying the 2.39% equalization rate, equates to a new market value increase of \$24,072,000. This growth, primarily attributable to new multifamily construction, occurred despite the continuous real estate tax certiorari challenges on the commercial and residential assessment base. Redoubled efforts by the Assessment office to rigorously defend assessment challenges also helps maintain the growing roll.

The housing construction activity in the downtown area continues apace despite the Pandemic with several major affordable housing and market rate projects either in construction or in the pipeline. Notable examples include the affordable housing project at 645 Main Street and the affordable housing project on Lower South Street, where the City is leveraging its own land to redevelop a former brownfields site, as well as mixed use developments at 216 S. Division Street and 1 Park Place.

Vacant housing inventory is low as, anecdotally, available residences are quickly bought or rented by people seeking an alternative to New York City's high rents and high population density. The Pandemic has forced many people and businesses to adopt remote workplace technologies, freeing some people from daily commuting to the metro area, resulting in temporary and permanent relocation outside New York City. Average rents appear to be trending upwards, exacerbating an affordability challenge for many city residents. The City continues to invest in its Section 8 rent subsidy program and pursue policies promoting affordable housing construction and access.

The Downtown Revitalization Initiative will bring many exciting projects, both public and private, over the next few years, improving infrastructure and amenities for residents and visitors and promoting the growth of local businesses.

The City has commissioned a DPW facility assessment with the goal of possibly selling its current garage and or yard site for more appropriate development and building updated

facilities on City land on Corporate Drive. This remains a major economic development opportunity to be explored in 2024.

The redevelopment of the vacant Centennial Fire House on Washington Street for a food business incubator has passed the planning stages, with positive interest from both public and private sector investors. In September 2022, the City was awarded a \$2.4 million grant from the United States Economic Development Agency. This is expected to be funded in the current federal fiscal year with construction starting in 2024.

What to Expect in 2024

In 2024, the City has exciting strategic projects to continue and undertake. A few of these include:

- Downtown Revitalization Initiative - In 2021, the Local Planning Committee completed its project prioritization and NYS made grant decisions awarding \$10 million to a range of local projects, sponsored by both the City and private partners. In 2022, NYS provided funding contracts and the city will begin design and construction work. The following projects are expected to advance further from their 2023 state:
 - Kiley Center expansion in partnership with the Boys and Girls Club
 - Paramount Theater building improvements and private partnership
 - Small business grant funds are announced in 2023 and work will be started in 2024 in the awardee locations
 - Public art installations throughout downtown
 - Gazebo intersection redesign into downtown civic hub
 - Bike and Pedestrian connections to the waterfront
 - Marketing, branding, and wayfinding strategy
 - Fleischmann Pier reconstruction to support more and larger vessels. This project was awarded funding in 2022 and construction will be completed in 2024.
 - Peekskill Arts Center project
- The City's Industrial Development Agency is taking an active role in promoting local economic development and is leading the effort to redevelop the Centennial Firehouse at 701 Washington St as a commercial kitchen business incubator. The IDA is also supporting the DPW garage needs assessment process.
- Police Reform Taskforce - The Common Council approved the Civilian Complaint Review Board and the City Manager appointed nominating committee is recommending the first full board to begin training in 2024. The Police Department is moving a range of projects forward that increase transparency, accountability, and public safety. This budget includes funding for a new sergeant position to oversee community policing efforts, as well as funding for more training in de-escalation, bias awareness and mental health crisis intervention, funding for dashcams, translation services and a host of related measures.
- Sustainability - The city is seeing the impacts of climate change from heat waves to extreme rainfall to rising sea levels and storm surges and is actively pursuing a range of sustainability initiatives, including energy efficiency, siting solar power, planting trees,

increasing recycling, composting food waste, supporting electric vehicles, redeveloping brownfields sites, improving its hazard mitigation planning process and supporting green power through participation in Sustainable Westchester Power Program. A new DPW facility would offer the chance to create a salt brine facility that would reduce road salt use, improve road safety, reduce water pollution, and composting.

- Sanitation and Recycling – The City staff are looking at more creative ways to collect refuse.
- Fire Safety - In 2022, the City successfully negotiated its collective bargaining agreement with the firefighters and passed fire inspection legislation to allow for the inspection of certain properties in the City. The 2024 budget proposes boosting the City building department's fire inspection program with staff and policies aimed at bringing more buildings under regular inspection for fire code compliance.
- Water Infrastructure - The City expects to receive CDBG funds and will continue seeking external funds for major improvements in the water system, replacing aging hydrants, valves, and pipes, and replacing an obsolete water storage tank.

Conclusion

The City must continue to find ways to reduce costs and attract new sources of revenues. The City must also continue to support existing and new business survival and growth to expand the tax base to lighten the burden on residential taxpayers.

Lastly, I would like to thank the entire City workforce, along with all the volunteers serving in the fire department and on boards and commissions, for their dedication in performing their duties. I look forward to reviewing the proposed budget with the Common Council during the next month.

Respectfully submitted on this 1st day of October 2023

Matthew C. Alexander
City Manager



CITY OF PEEKSKILL

2024 Adopted Budget

November 13, 2023

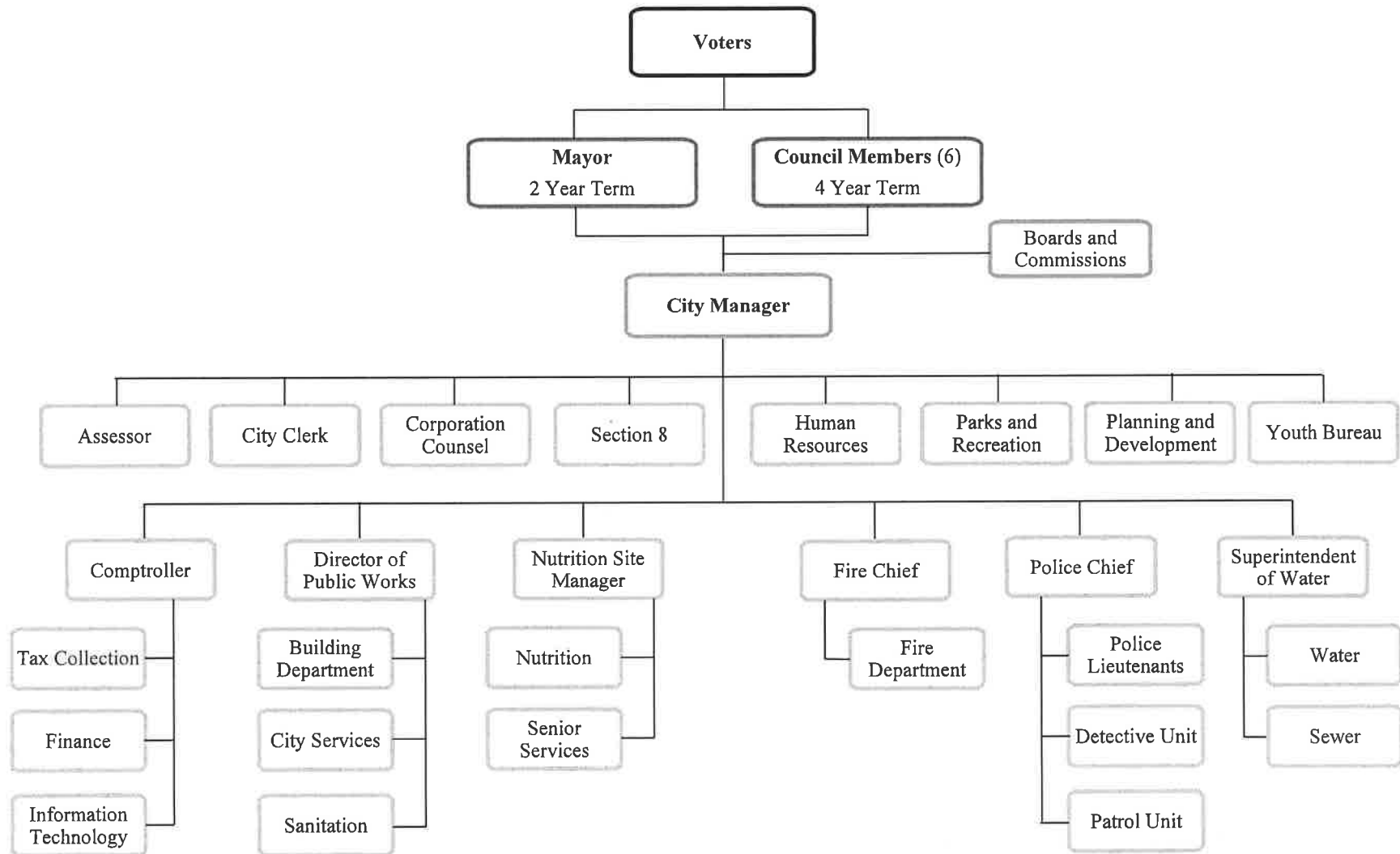
BUDGET SUMMARY AND TAX RATE

**CITY OF PEEKSKILL
2024 FINAL ADOPTED BUDGET SUMMARY
AS OF NOVEMBER 13, 2023**

Operating Fund	Appropriations	Estimated Revenues	Appropriated Fund Balance	Tax Levy
General Fund	\$51,028,233	\$29,757,201	\$2,125,000	\$19,146,032
Water Fund	\$9,197,969	\$9,197,969	\$0	\$0
Sewer Fund	\$1,892,273	\$1,892,273	\$0	\$0
Section 8 Fund	\$8,794,014	\$8,794,014	\$0	\$0
Total	\$70,912,489	\$49,641,457	\$2,125,000	\$19,146,032

	Taxable Assessed Value	Tax Levy	City Tax Rate/\$1,000 Assessed Valuation	
2023 Adopted Budget	\$63,958,723	\$18,493,000	\$289.139606	
2024 City Manager's Budget	\$64,524,693	\$19,146,032	\$296.724108	2.6231%
	565,970	653,032		
2024 Adopted Budget - Tax Rate Increase			\$7.59 /thousand dollars of taxable assessed value	

City of Peekskill Organization Chart



CITY OF PEEKSKILL

2024 Adopted Budget

November 13, 2023

GENERAL FUND

Summary of Revenue & Expenses by Function	23-25
Summary of Revenue & Expenses by Expenditure Group	26-27
Budget by Line Detail	28-127
Fund Balance Projection	128

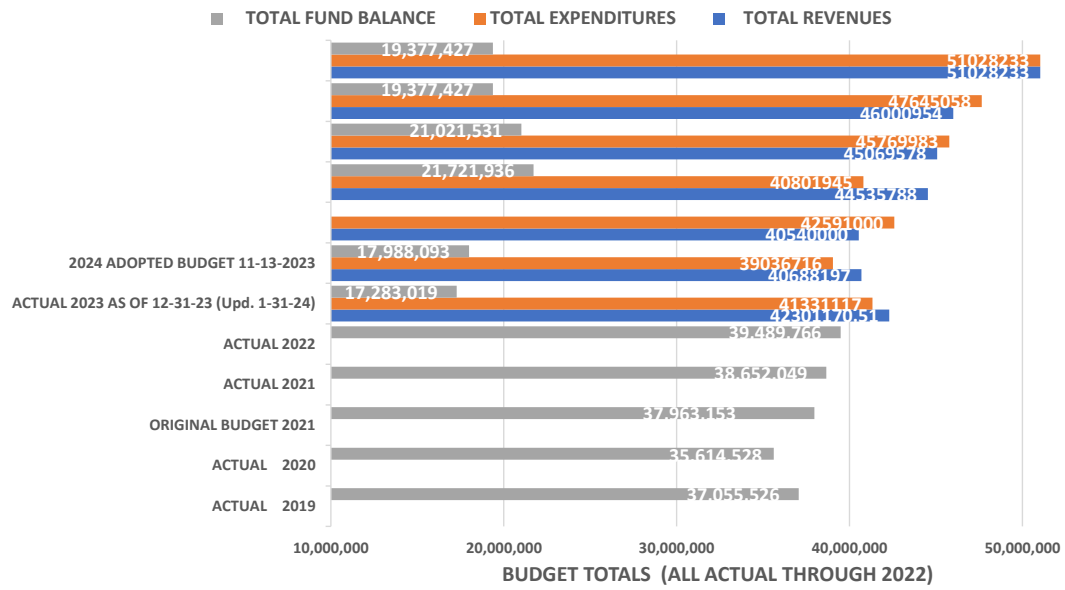
CITY OF PEEKSKILL

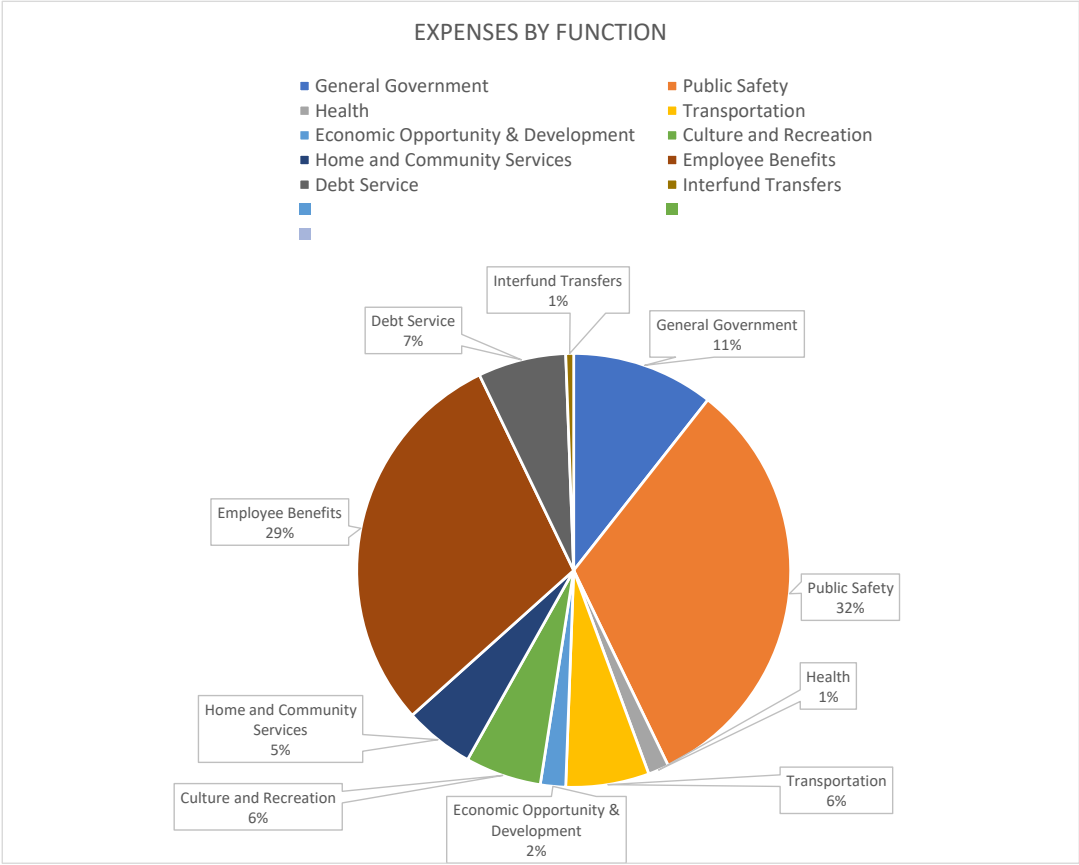
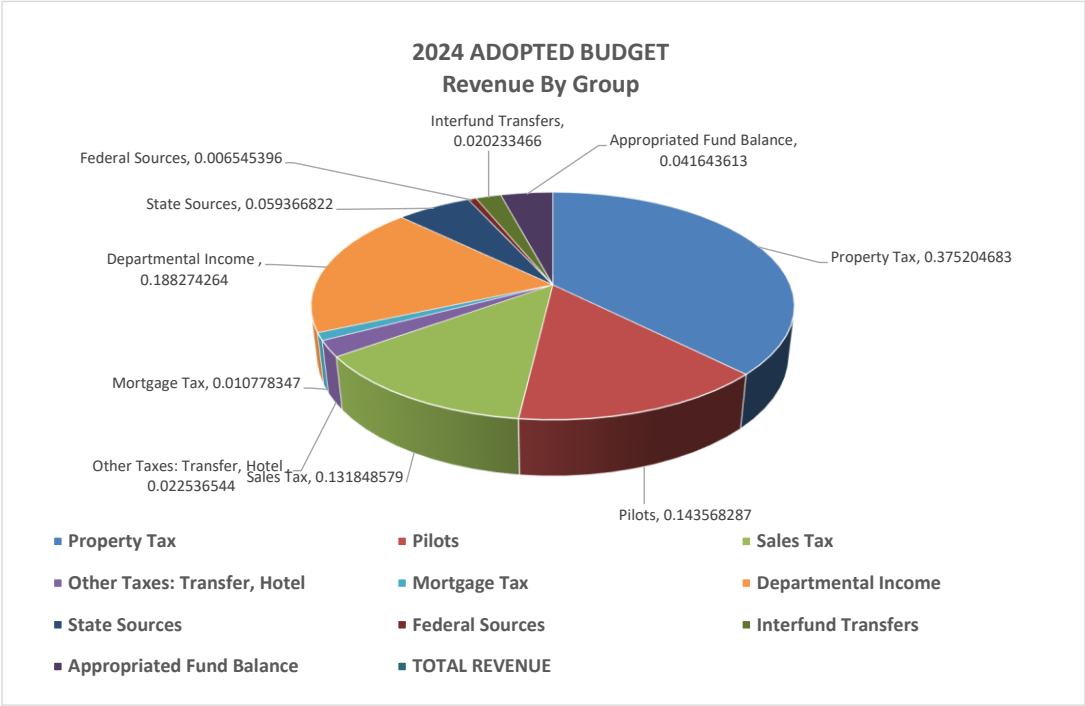
2024 ADOPTED BUDGET - GENERAL FUND - REVENUE AND EXPENSES BY FUNCTION

AS OF NOVEMBER 13, 2023

ACCOUNT	ACTUAL 2019	ACTUAL 2020	ACTUAL 2021	ACTUAL 2022	ACTUAL 2023 AS OF 12-31-23 (Upd. 1-31-24)	2024 ADOPTED BUDGET 11-13- 2023	
REVENUE							
Property Tax	16,946,996	17,186,004	18,087,765	17,777,993	18,496,974	\$ 19,146,032	38%
Pilots	6,225,107	6,432,201	6,560,478	6,763,166	6,973,448	\$ 7,326,036	14%
Sales Tax	4,315,012	4,888,510	5,868,293	6,594,211	6,588,183	\$ 6,728,000	13%
Other Taxes: Transfer, Hotel	1,582,252	1,211,427	1,433,434	1,726,399	1,299,703	\$ 1,150,000	2%
Mortgage Tax	578,631	566,046	830,956	967,774	384,678	\$ 550,000	1%
Departmental Income	9,282,719	7,626,814	7,942,902	7,948,826	9,143,199	\$ 9,607,303	19%
State Sources	2,324,737	1,882,131	2,440,986	2,332,131	2,335,573	\$ 3,029,384	6%
Federal Sources	287,822	237,064	444,899	244,078	121,196	\$ 334,000	1%
Interfund Transfers	757,895	658,000	687,459	715,000	658,000	\$ 1,032,478	2%
Appropriated Fund Balance						\$ 2,125,000	4%
TOTAL REVENUE	42,301,171	40,688,197	44,535,788	45,069,578	46,000,954	51,028,233	100%
EXPENSES							
General Government	4,380,526	4,440,270	4,879,243	4,923,525	4,563,937	5,414,319	11%
Public Safety	12,774,010	13,265,533	12,823,233	15,651,496	16,501,158	16,437,403	32%
Health	266,499	401,674	132,832	607,932	302,872	792,000	2%
Transportation	2,552,059	2,101,841	2,046,194	2,785,708	2,411,679	3,170,563	6%
Economic Opportunity & Development	573,087	528,741	529,954	604,642	945,696	959,822	2%
Culture and Recreation	2,712,973	1,956,509	2,606,256	2,936,960	3,016,013	2,892,986	6%
Home and Community Services	2,546,963	2,336,690	2,391,868	2,771,175	2,723,923	2,667,075	5%
Employee Benefits	10,586,830	10,513,064	11,269,440	11,487,647	13,135,593	15,044,086	29%
Debt Service	3,528,170	3,492,394	3,622,925	3,400,898	3,432,575	3,349,979	7%
Interfund Transfers	1,410,000	-	500,000	600,000	611,612	300,000	1%
TOTAL EXPENDITURES	41,331,117	39,036,716	40,801,945	45,769,983	47,645,058	51,028,233	100%
Mod.by AJE		39,983,123					
FUND BALANCE	17,283,019	18,934,500	21,721,936	21,021,531	19,377,426		
Adjusted Fund Balance		17,988,093					
CHANGE IN FUND BALANCE	970,054	1,651,481	3,733,843	(700,405)	(1,644,104)		
Adjusted Change in Fund Balance		705,074					
BUDGET SUMMARY HISTORY 2019 - 2024	ACTUAL 2019	ACTUAL 2020	ACTUAL 2021	ACTUAL 2022	ACTUAL 2023 AS OF 12-31-23 (Upd. 1-31-24)	2024 ADOPTED BUDGET 11-13- 2023	
TOTAL REVENUES	42,301,171	40,688,197	44,535,788	45,069,578	46,000,954	51,028,233	
TOTAL EXPENDITURES	41,331,117	39,036,716	40,801,945	45,769,983	47,645,058	51,028,233	
TOTAL FUND BALANCE	17,283,019	17,988,093	21,721,936	21,021,531	19,377,427	19,377,427	
		705,074	3,733,843	(700,405)	(1,644,104)	-	

BUDGET SUMMARY HISTORY 2019 - 2024





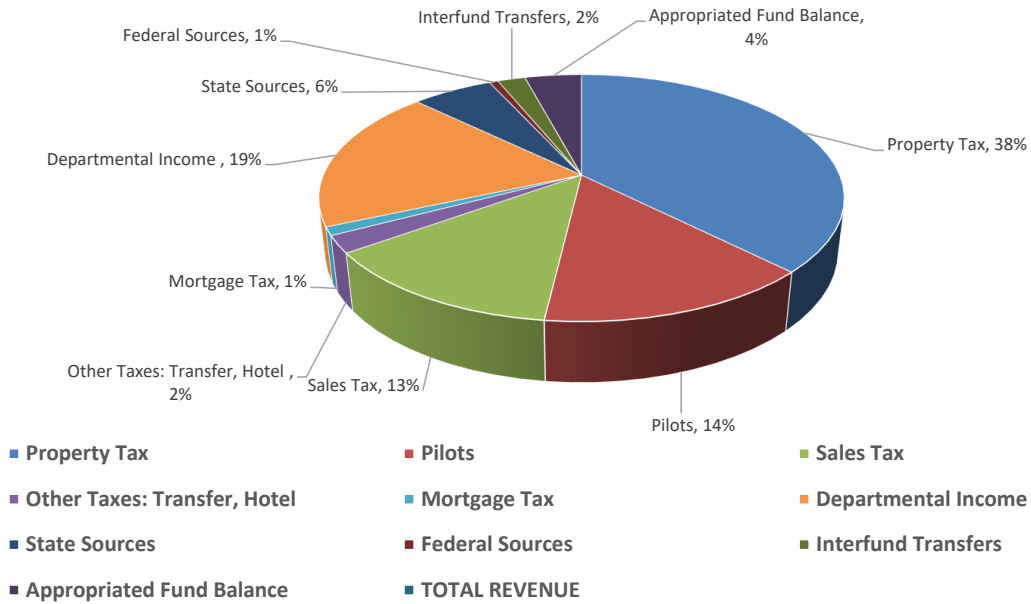
CITY OF PEEKSKILL

2024 ADOPTED BUDGET - GENERAL FUND - REVENUE AND EXPENSES BY EXPENDITURE GROUP

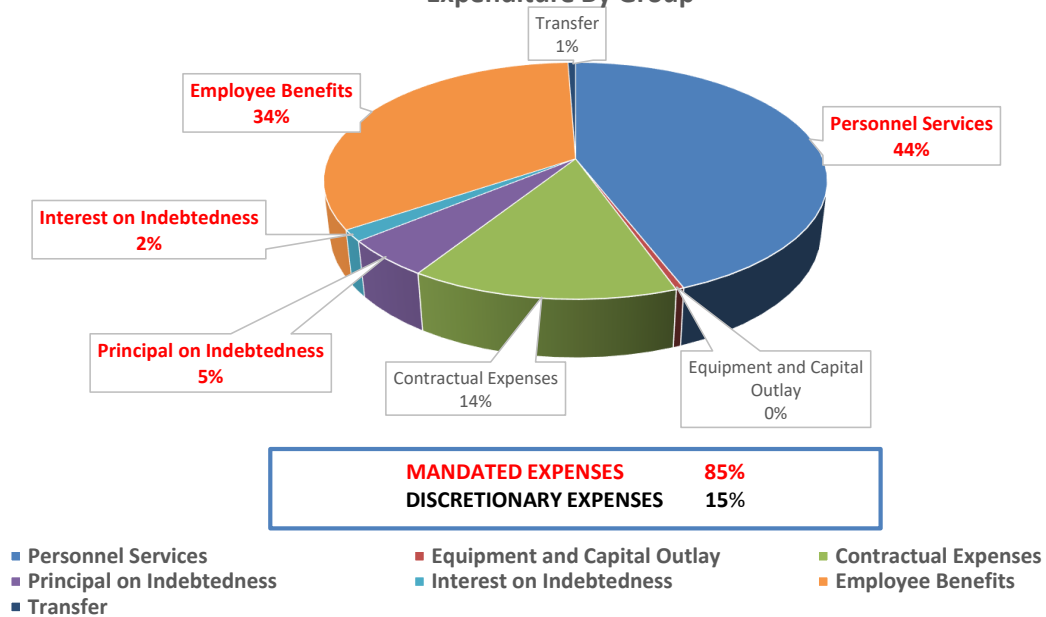
AS OF NOVEMBER 13, 2023

ACCOUNT	ACTUAL 2019	ACTUAL 2020	ACTUAL 2021	ACTUAL 2022	ACTUAL 2023 AS OF 12-31-23 (Upd. 1-31-24)	2024 ADOPTED BUDGET 11-13-23	
REVENUES							
Property Tax	16,946,996	17,186,004	18,087,765	17,777,993	18,496,974	19,146,032	38%
Pilots	6,225,107	6,432,201	6,560,478	6,763,166	6,973,448	7,326,036	14%
Sales Tax	4,315,012	4,888,510	5,868,293	6,594,211	6,588,183	6,728,000	13%
Other Taxes: Transfer, Hotel	1,582,252	1,211,427	1,433,434	1,726,399	1,299,703	1,150,000	2%
Mortgage Tax	578,631	566,046	830,956	967,774	384,678	550,000	1%
Departmental Income	9,282,719	7,626,814	7,942,902	7,948,826	9,143,199	9,607,303	19%
State Sources	2,324,737	1,882,131	2,440,986	2,332,131	2,335,573	3,029,384	6%
Federal Sources	287,822	237,064	444,899	244,078	121,196	334,000	1%
Interfund Transfers	757,895	658,000	687,459	715,000	658,000	1,032,478	2%
Appropriated Fund Balance	0	-	-			2,125,000	4%
TOTAL REVENUE	42,301,171	40,688,197	44,535,788	45,069,578	46,000,954	51,028,233	100%
EXPENDITURES							
Personnel Services	19,157,305	18,113,150	17,950,520	21,201,888	22,640,268	22,519,209	44.1%
Equipment and Capital Outlay	-	-	189,176	436,085	567,053	220,900	0.4%
Contractual Expenses	4,569,745	3,871,865	4,978,718	6,281,083	5,314,894	7,368,538	14.4%
Principal on Indebtedness	-	2,609,819	2,776,465	2,676,160	2,680,318	2,568,795	5.0%
Interest on Indebtedness	-	882,574	846,460	724,738	752,257	781,188	1.5%
Employee Benefits	12,417,664	12,430,196	13,560,606	13,950,030	15,078,658	17,269,603	33.8%
Transfer	-	900,000	500,000	500,000	611,612	300,000	0.6%
TOTAL EXPENDITURES	36,144,714	39,754,011	40,801,945	45,769,984	47,645,060	51,028,233	0.0%
CHANGE IN FUND BALANCE	6,156,457	934,186	3,733,843	(700,406)	(1,644,106)	(2,125,000)	100%

2024 ADOPTED BUDGET Revenue By Group



2024 ADOPTED BUDGET Expenditure By Group



2024 Adopted Budget Parameters

Report ID:	2024BUDGET				
Version Code:	2024 BUDGET 1	Year:	2024	Print Summary Page:	No
Period:	1	To:	12		
Memo Date:		To:			
Description:	Display	Acct Status:	Active	Use Alt Fund:	No
Summary Only:	No	Print Account No.:	Yes	Exclude Revenue Brackets:	No
Spacing:	Single	Suppress Zero Accts:	Yes	Grand Totals on Separate Page:	No
Print:	Zeroes	Include Accts From Version Only:	Yes	Print Detail:	Yes
				Truncate Detail Desc Based on " ":	No

Account Table: 001 FUND 001 GENERAL FUND

Rule No.	Component	From	To	Acct Type From	To
1	FUND	001	001		

Alt. Sort Table:

Sort:	Sort	Subtotal	Page Break	Subheading
1	Type	Yes	Yes	Yes
2	Dept	Yes	Yes	Yes

Print Last Sort Component No.: No Print Display Description: No

Account	Description	2021 Actual	2022 Actual Per 1-12	Original 2023 Budget	Adjusted 2023 Budget	2023 Actual	2024 REQUESTED Stage	2024 RECOMMEND Stage	2024 CITY COUNC Stage	2024 ADOPTED Stage
Type R	Revenue									
Dept 0001	.									
001.0001.1001	REAL PROPERTY TAXES..									
Rank	Item Type Sub									
3	2 STAGE VALVE						18,819,516.00	19,146,032.00	19,146,032.00	19,146,032.00
		18,087,765.44	17,777,993.04	18,493,000.00	18,493,000.00	18,496,907.11	18,819,516.00	19,146,032.00	19,146,032.00	19,146,032.00
001.0001.1080	RESCO PAYM. IN LIEU OF TAXES..	6,119,313.78	6,324,739.76	6,537,355.00	6,537,355.00	6,537,355.65	6,757,413.00	6,757,413.00	6,757,413.00	6,757,413.00
001.0001.1081	PAYMENTS IN LIEU OF TAXES..	276,936.55	276,006.91	312,531.00	312,531.00	276,615.51	358,842.00	358,842.00	358,842.00	358,842.00
001.0001.1082	PILOT-ARTLOFT..	73,201.00	74,665.00	76,158.00	76,158.00	76,158.00	77,681.00	77,681.00	77,681.00	77,681.00
001.0001.1083	PILOT PEEKSKILL HOUSING AUTH..	48,226.07	39,111.68	40,000.00	40,000.00	20,140.19	40,000.00	40,000.00	40,000.00	40,000.00
001.0001.1084	HOTEL LLC PILOT	2,800.13	8,642.20	10,000.00	10,000.00	3,038.73	52,100.00	52,100.00	52,100.00	52,100.00
001.0001.1085	PILOT-IMPACT FEES...	273,941.61	246,706.45	255,590.00	255,590.00	255,592.42	287,484.00	287,484.00	287,484.00	287,484.00
001.0001.1086	COURTYARD HOUSING..	40,000.00	40,000.00	40,000.00	40,000.00	0.00	40,000.00	40,000.00	40,000.00	40,000.00
001.0001.1090	INT. & PENALTIES ON REAL PROP...	168,883.87	172,946.66	170,000.00	170,000.00	133,468.91	190,000.00	275,000.00	275,000.00	275,000.00
001.0001.1091	PCS PENALTY	238,614.96	182,672.82	210,000.00	210,000.00	129,897.76	185,000.00	240,000.00	240,000.00	240,000.00
001.0001.1092	HEN HUD PEN..	5,474.44	10,921.99	6,100.00	6,100.00	4,371.72	4,500.00	10,000.00	10,000.00	10,000.00
001.0001.1101	TRANSFER TAX	1,231,846.78	1,479,430.32	1,000,000.00	1,000,000.00	913,146.58	900,000.00	900,000.00	900,000.00	900,000.00
001.0001.1110	SALES TAX..	5,868,293.00	6,594,211.00	5,617,592.00	5,617,592.00	4,880,183.00	6,500,000.00	6,728,000.00	6,728,000.00	6,728,000.00
001.0001.1113	HOTEL TAX	201,587.69	246,969.11	250,000.00	250,000.00	190,418.44	250,000.00	250,000.00	250,000.00	250,000.00
001.0001.1130	UTIL. GROSS RECEIPTS TAXES..	324,655.91	436,925.97	375,000.00	375,000.00	312,293.29	400,000.00	400,000.00	400,000.00	400,000.00
001.0001.1170	CABLE FRANCHISE..	385,167.43	229,761.00	340,000.00	340,000.00	385,273.00	356,000.00	385,000.00	385,000.00	385,000.00
001.0001.1201	DEPT REV/PRECONF APP FEE..	2,100.00	1,600.00	2,500.00	2,500.00	1,475.00	1,500.00	3,000.00	3,000.00	3,000.00
001.0001.1202	TOW APPLICATION FEE	1,800.00	6,650.00	3,000.00	3,000.00	1,850.00	2,500.00	3,000.00	3,000.00	3,000.00

THE CITY OF PEEKSKILL
2024 Adopted Budget

Fiscal Year: 2024 Period From: 1 To: 12

Account	Description	2021 Actual	2022 Actual Per 1-12	Original 2023 Budget	Adjusted 2023 Budget	2023 Actual	2024 REQUESTED Stage	2024 RECOMMEND Stage	2024 CITY COUNC Stage	2024 ADOPTED Stage
Type R	Revenue									
Dept 0001	.									
001.0001.1240	COMPTROLLERS FEES..									
		99,696.37	143,301.94	75,000.00	75,000.00	33,405.52	105,000.00	140,000.00	140,000.00	140,000.00
001.0001.1241	IN REM FEE..									
		0.00	0.00	0.00	0.00	40.00	0.00	0.00	0.00	0.00
001.0001.1242	RETURNED CHECK FEE..									
		8,397.90	325.00	1,000.00	1,000.00	450.00	500.00	1,000.00	1,000.00	1,000.00
001.0001.1250	ASSESSOR'S FEES..									
		212.00	132.50	500.00	500.00	120.00	200.00	150.00	150.00	150.00
001.0001.1255	CITY CLERK FEES..									
		604.00	1,288.01	2,000.00	2,000.00	792.25	1,000.00	1,300.00	1,300.00	1,300.00
001.0001.1256	PUBLIC INFORMATION SERVICES..									
		0.00	0.00	0.00	0.00	150.00	0.00	100.00	100.00	100.00
001.0001.1289	OTHER DEPARTMENT INCOME..									
		0.00	232.00	0.00	0.00	1,500.00	0.00	100.00	100.00	100.00
001.0001.1520	POLICE FEES..									
		10,960.00	11,467.50	12,000.00	12,000.00	10,081.50	12,000.00	14,000.00	14,000.00	14,000.00
001.0001.1521	POLICE SERVICES..									
		21,300.00	21,500.00	21,100.00	21,100.00	22,246.19	30,000.00	24,000.00	24,000.00	24,000.00
001.0001.1522	ALARM FEES..									
		18,996.00	17,495.00	35,000.00	35,000.00	25,533.04	35,000.00	35,000.00	35,000.00	35,000.00
001.0001.1603	VITAL STAT. FEES..									
		7,994.00	7,809.00	10,000.00	10,000.00	9,139.71	10,000.00	10,000.00	10,000.00	10,000.00
001.0001.1640	AMBULANCE CHARGES..									
		76,913.35	62,740.36	80,000.00	80,000.00	64,610.40	80,000.00	80,000.00	80,000.00	80,000.00
001.0001.1710	PUB. WORKS SERVICES..									
		12,988.00	15,361.86	12,000.00	12,000.00	8,782.03	13,000.00	15,300.00	15,300.00	15,300.00
001.0001.1712	PUB WORKS SAT DROP OFF CARDS									
		5,456.00	6,164.00	4,000.00	4,000.00	8,059.00	5,500.00	7,200.00	7,200.00	7,200.00
001.0001.1721	NELSON AVENUE GARAGE..									
		63,125.50	84,014.50	72,000.00	72,000.00	67,871.50	80,000.00	85,695.00	85,695.00	85,695.00
001.0001.1722	SITE J-METRO NORTH METERS..									
		8,880.79	6,825.87	8,500.00	8,500.00	2,058.29	8,500.00	6,000.00	6,000.00	6,000.00
001.0001.1727	FRANCISCAN PARKING FEES..									
		9,876.14	15,930.49	20,000.00	20,000.00	8,312.02	16,000.00	17,500.00	17,500.00	17,500.00
001.0001.1728	PARKING PERMITS SORRENTO'S..									
		19,952.32	27,507.52	27,000.00	27,000.00	25,037.59	24,000.00	30,000.00	30,000.00	30,000.00
001.0001.1729	BOAT RAMP RFI..									
		21,110.21	33,696.03	31,300.00	31,300.00	27,333.44	28,000.00	35,000.00	35,000.00	35,000.00

THE CITY OF PEEKSKILL
2024 Adopted Budget

Fiscal Year: 2024 Period From: 1 To: 12

Account	Description	2021 Actual	2022 Actual Per 1-12	Original 2023 Budget	Adjusted 2023 Budget	2023 Actual	2024 REQUESTED Stage	2024 RECOMMEND Stage	2024 CITY COUNC Stage	2024 ADOPTED Stage
Type R	Revenue									
Dept 0001	.									
001.0001.1730	PARKING PERMITS WATER STREET..	42,051.13	57,429.30	60,000.00	60,000.00	52,590.85	68,000.00	70,000.00	70,000.00	70,000.00
001.0001.1731	MAIN STREET ANNUAL..	2,268.00	2,265.50	1,500.00	1,500.00	0.00	1,500.00	0.00	0.00	0.00
001.0001.1732	PARKING PERMITS SOUTH STREET..	418.00	2,243.00	1,500.00	1,500.00	2,878.00	2,200.00	2,300.00	2,300.00	2,300.00
001.0001.1734	PARKING PERMITS JAMES ST RAMP..	89,318.50	98,847.80	100,000.00	100,000.00	70,107.50	85,000.00	95,000.00	95,000.00	95,000.00
001.0001.1735	RFIL..	7,056.14	8,662.67	0.00	0.00	10,591.68	10,000.00	12,000.00	12,000.00	12,000.00
001.0001.1736	PARKING PERMITS BROWN STREET..	5,127.00	40,437.07	38,000.00	38,000.00	14,993.50	0.00	22,000.00	22,000.00	22,000.00
001.0001.1737	PARKING PERMITS JAMES STREET..	30.00	0.00	19,000.00	19,000.00	0.00	0.00	0.00	0.00	0.00
001.0001.1738	RAILROAD AVENUE..	6,137.92	8,325.00	8,000.00	8,000.00	7,997.49	8,000.00	8,700.00	8,700.00	8,700.00
001.0001.1739	METRO NO. NORTH LOT-SITE J..	4,787.87	5,015.18	3,654.00	3,654.00	3,213.12	5,500.00	5,500.00	5,500.00	5,500.00
001.0001.1740	METERED PARKING..	453,407.88	480,389.56	515,000.00	515,000.00	386,846.92	525,000.00	460,000.00	460,000.00	460,000.00
001.0001.1741	MISC. OTHER..	7,977.00	14,683.50	10,000.00	10,000.00	14,506.00	15,000.00	16,000.00	16,000.00	16,000.00
001.0001.1745	ENTRY CARD FEE..	255.00	255.00	200.00	200.00	478.00	200.00	200.00	200.00	200.00
001.0001.2001	PARK & RECREATION CHARGES..	204,500.42	254,678.45	245,000.00	245,000.00	248,008.34	245,000.00	285,000.00	310,000.00	310,000.00
001.0001.2012	CONCESSIONS..	862.00	2,041.50	0.00	0.00	2,499.03	3,000.00	2,500.00	2,500.00	2,500.00
001.0001.2015	SENIOR TRIP REIMBURSEMENT	138.00	4,735.00	2,000.00	2,000.00	270.00	1,000.00	5,000.00	5,000.00	5,000.00
001.0001.2025	POOL CHARGES..	50,116.11	75,150.05	87,000.00	87,000.00	82,005.91	85,000.00	86,000.00	110,000.00	110,000.00
001.0001.2036	PEEKSKILL STADIUM RENTAL..	29,325.00	27,860.25	29,000.00	29,000.00	14,790.00	29,000.00	22,000.00	29,000.00	29,000.00
001.0001.2037	FIRE HOUSE RENTAL	0.00	1,055.00	250.00	250.00	2,890.00	3,000.00	4,000.00	4,000.00	4,000.00
001.0001.2040	MARINA..	20,324.00	24,673.30	27,000.00	27,000.00	13,855.00	18,000.00	18,000.00	18,000.00	18,000.00

Account	Description	2021 Actual	2022 Actual Per 1-12	Original 2023 Budget	Adjusted 2023 Budget	2023 Actual	2024 REQUESTED Stage	2024 RECOMMEND Stage	2024 CITY COUNC Stage	2024 ADOPTED Stage
Type R	Revenue									
Dept 0001	.									
001.0001.2089	OTHER REC. INCOME..									
	25,055.00	30,211.38	25,000.00	25,000.00	31,340.00	32,000.00	34,000.00	34,000.00	34,000.00	34,000.00
001.0001.2110	ZONING BOARD..									
	0.00	6,400.00	250.00	250.00	0.00	250.00	2,000.00	2,000.00	2,000.00	2,000.00
001.0001.2150	SALE OF ELECTRIC POWER..									
	735,000.00	735,000.00	735,000.00	735,000.00	0.00	735,000.00	735,000.00	735,000.00	735,000.00	735,000.00
001.0001.2151	EXCESS OF ELECTRIC POWER..									
	1,149,999.96	1,149,999.96	1,150,000.00	1,150,000.00	958,333.30	1,150,000.00	1,150,000.00	1,150,000.00	1,150,000.00	1,150,000.00
001.0001.2187	DUMPSTER/TRASH FEES..									
	315,021.00	320,929.50	328,000.00	328,000.00	248,433.00	400,000.00	330,000.00	330,000.00	330,000.00	330,000.00
001.0001.2188	TRASH HAULER FEES..									
	0.00	0.00	0.00	0.00	200.00	0.00	0.00	0.00	0.00	0.00
001.0001.2189	SITE PLANNING FEES..									
	66,550.00	29,550.00	40,000.00	40,000.00	71,575.00	45,000.00	50,000.00	50,000.00	50,000.00	50,000.00
001.0001.2190	HISTORIC BOARD FEES..									
	1,700.00	8,475.00	2,000.00	2,000.00	3,625.00	3,000.00	3,000.00	3,000.00	3,000.00	3,000.00
001.0001.2191	SPECIAL PERMITS/P.C...									
	2,600.00	3,600.00	1,000.00	1,000.00	6,725.00	4,000.00	2,500.00	2,500.00	2,500.00	2,500.00
001.0001.2193	SUBDIVISION REVIEWS..									
	47,200.00	2,500.00	1,500.00	1,500.00	3,000.00	4,000.00	1,000.00	1,000.00	1,000.00	1,000.00
001.0001.2194	AREA/PARKING VARIANCES..									
	8,250.00	4,000.00	3,500.00	3,500.00	7,900.00	5,000.00	5,000.00	5,000.00	5,000.00	5,000.00
001.0001.2195	LWRP..									
	8,700.00	12,000.00	2,000.00	2,000.00	0.00	5,000.00	5,000.00	5,000.00	5,000.00	5,000.00
001.0001.2196	SITE PLAN INSPECTION FEES..									
	3,000.00	500.00	500.00	500.00	0.00	2,000.00	500.00	500.00	500.00	500.00
001.0001.2197	ARTIST CERTIFICATION FEES									
	1,425.00	2,050.00	675.00	675.00	925.00	1,000.00	200.00	200.00	200.00	200.00
001.0001.2198	FIRE INSPECTION FEES									
	0.00	0.00	75,000.00	75,000.00	0.00	75,000.00	100,000.00	100,000.00	100,000.00	100,000.00
001.0001.2215	W/C ELECTION REIMBURSEMENTS..									
	14,498.31	23,787.88	6,000.00	6,000.00	400.00	8,000.00	2,500.00	2,500.00	2,500.00	2,500.00
001.0001.2260	PRISONER TRANSPORT FEES..									
	6,951.15	0.00	90,000.00	90,000.00	125,174.66	94,000.00	100,000.00	100,000.00	100,000.00	100,000.00
001.0001.2302	SNOW REMOVAL..									
	48,379.00	49,347.00	48,000.00	48,000.00	50,333.55	50,000.00	56,000.00	56,000.00	56,000.00	56,000.00
001.0001.2303	RECYLING FEES..									
	110,000.00	110,000.00	110,000.00	110,000.00	0.00	110,000.00	110,000.00	110,000.00	110,000.00	110,000.00

THE CITY OF PEEKSKILL
2024 Adopted Budget

Fiscal Year: 2024 Period From: 1 To: 12

Account	Description	2021 Actual	2022 Actual Per 1-12	Original 2023 Budget	Adjusted 2023 Budget	2023 Actual	2024 REQUESTED Stage	2024 RECOMMEND Stage	2024 CITY COUNC Stage	2024 ADOPTED Stage
Type R	Revenue									
Dept 0001	.									
001.0001.2304	PARAMOUNT UTILITY REIMBURSEMENT..	0.00	0.00	12,000.00	12,000.00	0.00	0.00	0.00	0.00	0.00
001.0001.2305	PARAMOUNT RENT..	0.00	19,088.50	12,000.00	12,000.00	0.00	12,000.00	80,000.00	80,000.00	80,000.00
001.0001.2401	INTEREST EARNINGS..	22,567.93	79,853.90	40,000.00	40,000.00	215,709.69	240,000.00	319,000.00	319,000.00	319,000.00
001.0001.2402	APPROPRIATED FUND BALANCE..	0.00	0.00	2,500,000.00	2,500,000.00	0.00	6,982,290.00	2,125,000.00	2,125,000.00	2,125,000.00
001.0001.2410	RENTAL OF REAL PROPERTY..	325,833.65	422,348.70	350,000.00	350,000.00	286,923.72	340,000.00	360,000.00	360,000.00	360,000.00
001.0001.2504	TAXI DRIVERS LICENSES..	34,240.00	32,602.00	30,000.00	30,000.00	15,054.00	15,000.00	20,000.00	20,000.00	20,000.00
001.0001.2505	VENDORS LICENSES/SPECIAL EVENTS/SPECIAL EVENTS..	5,300.00	1,250.00	2,000.00	2,000.00	3,225.00	4,000.00	4,000.00	4,000.00	4,000.00
001.0001.2507	SUMMER B/B PROGRAM..	2,945.50	4,935.00	3,000.00	3,000.00	6,164.36	7,000.00	9,000.00	9,000.00	9,000.00
001.0001.2540	BINGO LICENSES..	1,450.09	2,729.40	500.00	500.00	1,397.54	1,500.00	1,500.00	1,500.00	1,500.00
001.0001.2544	DOG LICENSES..	3,234.50	3,131.50	3,000.00	3,000.00	2,253.50	3,200.00	3,000.00	3,000.00	3,000.00
001.0001.2545	MARRIAGE LICENSES..	4,758.00	5,694.50	4,000.00	4,000.00	4,255.50	5,500.00	4,000.00	4,000.00	4,000.00
001.0001.2546	OTHER LICENSES..	15.00	11,448.26	25.00	25.00	0.00	0.00	25.00	25.00	25.00
001.0001.2553	SIGN PERMITS..	4,690.00	5,550.00	4,000.00	4,000.00	7,090.00	6,500.00	6,500.00	6,500.00	6,500.00
001.0001.2554	DEMOLITION PERMITS..	500.00	0.00	0.00	0.00	500.00	500.00	500.00	500.00	500.00
001.0001.2555	EXPLOSIVE PERMITS..	400.00	100.00	100.00	100.00	0.00	100.00	100.00	100.00	100.00
001.0001.2559	BUILDING PERMITS..	455,631.50	278,343.73	400,000.00	400,000.00	715,403.37	460,000.00	600,000.00	600,000.00	600,000.00
001.0001.2560	STREET OPENING PERMITS..	58,126.40	174,545.81	80,000.00	80,000.00	72,378.79	80,000.00	75,000.00	75,000.00	75,000.00
001.0001.2565	PLUMBING PERMITS..	106,997.00	94,042.00	75,000.00	75,000.00	118,312.50	95,000.00	100,000.00	100,000.00	100,000.00
001.0001.2570	ELECTRICIAL PERMITS..	27,000.00	30,000.00	25,000.00	25,000.00	26,550.00	30,000.00	30,000.00	30,000.00	30,000.00

Account	Description	2021 Actual	2022 Actual Per 1-12	Original 2023 Budget	Adjusted 2023 Budget	2023 Actual	2024 REQUESTED Stage	2024 RECOMMEND Stage	2024 CITY COUNC Stage	2024 ADOPTED Stage
Type R	Revenue									
Dept 0001	.									
001.0001.2590	OTHER PERMITS..									
		150,795.45	119,101.00	140,000.00	140,000.00	82,648.50	115,000.00	115,000.00	115,000.00	115,000.00
001.0001.2591	FILMING PERMITS									
		1,250.00	2,100.00	250.00	250.00	1,000.00	1,500.00	2,000.00	2,000.00	2,000.00
001.0001.2609	MOVING VIOLATIONS (TRAFFIC)..									
		107,124.00	265,057.00	325,000.00	325,000.00	124,605.00	325,000.00	330,000.00	330,000.00	330,000.00
001.0001.2610	FINES PARKING									
		625,347.93	671,938.32	675,000.00	675,000.00	685,181.28	1,000,000.00	1,000,000.00	1,000,000.00	1,000,000.00
001.0001.2612	CODE ENFORCEMENT FINES..									
		13,150.00	67,179.00	125,000.00	125,000.00	119,750.00	160,000.00	250,000.00	250,000.00	250,000.00
001.0001.2613	COURT FINES..									
		650.00	0.00	1,000.00	1,000.00	0.00	1,000.00	1,000.00	1,000.00	1,000.00
001.0001.2615	TAXI DRUG SCREENING									
		413.00	317.00	400.00	400.00	478.00	400.00	100.00	100.00	100.00
001.0001.2650	SALE OF SCRAP & EXCESS MAT'LS...									
		7,781.37	42,482.91	1,000.00	1,000.00	8,639.70	5,000.00	2,500.00	2,500.00	2,500.00
001.0001.2660	SALE OF REAL PROPERTY..									
		162,500.00	589.10	600,000.00	600,000.00	0.00	50,000.00	30,000.00	30,000.00	30,000.00
001.0001.2665	SALE OF EQUIPMENT..									
		0.00	499.50	10,000.00	10,000.00	0.00	10,000.00	25,000.00	25,000.00	25,000.00
001.0001.2680	INSURANCE RECOVERIES..									
		94,535.42	99,952.52	60,000.00	60,000.00	190,911.75	50,000.00	115,000.00	115,000.00	115,000.00
001.0001.2701	REFUND OF PRIOR YEAR'S EXPENSE..									
		49,733.00	29,330.91	0.00	0.00	(35,800.00)	10,000.00	0.00	0.00	0.00
001.0001.2704	GIFTS AND DONATIONS									
		600.00	1,200.00	250.00	5,250.00	5,400.00	250.00	250.00	250.00	250.00
001.0001.2710	PREM & ACCRU INT SECRTY ISSUE									
		2,435.00	14,495.00	0.00	0.00	0.00	5,000.00	20,000.00	20,000.00	20,000.00
001.0001.2770	MISCELLANEOUS..									
		0.00	0.00	100.00	100.00	1,000.00	100.00	100.00	100.00	100.00
001.0001.2772	RESCO-ANTENNA INCOME..									
		16,000.00	16,000.00	16,000.00	16,000.00	0.00	16,000.00	16,000.00	16,000.00	16,000.00
001.0001.2777	POLICE OT REIMBURSEMENT									
		94,103.18	97,423.76	100,000.00	100,000.00	92,097.27	100,000.00	90,000.00	90,000.00	90,000.00
001.0001.2778	DPW OT REIMBURSEMENT									
		12,932.73	29,009.95	20,000.00	20,000.00	35,967.68	35,000.00	35,000.00	35,000.00	35,000.00
001.0001.3001	STATE AID, PER CAPITA..									
		2,330,352.72	2,219,384.00	2,219,384.00	2,219,384.00	227,542.00	2,219,384.00	2,219,384.00	2,219,384.00	2,219,384.00

THE CITY OF PEEKSKILL
2024 Adopted Budget

Fiscal Year: 2024 Period From: 1 To: 12

Account	Description	2021 Actual	2022 Actual Per 1-12	Original 2023 Budget	Adjusted 2023 Budget	2023 Actual	2024 REQUESTED Stage	2024 RECOMMEND Stage	2024 CITY COUNC Stage	2024 ADOPTED Stage
Type R	Revenue									
Dept 0001	.									
001.0001.3005	STATE AID, MORTGAGE TAX..									
	830,956.30	967,773.61	775,000.00	775,000.00	214,563.57	575,000.00	550,000.00	550,000.00	550,000.00	550,000.00
001.0001.3021	ST. AID COURT FAC...									
	97,546.00	102,095.00	105,000.00	105,000.00	0.00	105,000.00	105,000.00	105,000.00	105,000.00	105,000.00
001.0001.3040	STAR..									
	0.00	0.00	0.00	0.00	0.00	8,000.00	0.00	0.00	0.00	0.00
001.0001.3088	STOP DWI PATROL..									
	13,087.50	10,651.64	5,000.00	5,000.00	5,986.23	0.00	5,000.00	5,000.00	5,000.00	5,000.00
001.0001.3484	CHIPS..									
	0.00	0.00	0.00	0.00	0.00	675,000.00	700,000.00	700,000.00	700,000.00	700,000.00
001.0001.4784	CHILD SAFETY SEATS..									
	0.00	799.97	0.00	0.00	0.00	0.00	0.00	0.00	0.00	0.00
001.0001.4793	EMPLOYMENT & TRAINING GRANT..									
	99,489.40	101,820.29	35,000.00	35,000.00	0.00	35,000.00	35,000.00	35,000.00	35,000.00	35,000.00
001.0001.5031	INTERFUND TRANSFERS..									
	589,459.20	617,000.00	600,000.00	600,000.00	0.00	600,000.00	917,000.00	917,000.00	917,000.00	917,000.00
001.0001.5034	MISC INTERFUND TRANSFERS..									
	98,000.00	98,000.00	98,000.00	98,000.00	0.00	98,000.00	115,478.00	115,478.00	115,478.00	115,478.00
001.0001.6001	CONG ANTIC INCOME..									
	22,656.69	2,743.68	24,000.00	24,000.00	1,278.19	24,000.00	24,000.00	24,000.00	24,000.00	24,000.00
001.0001.6002	CONG FEDERAL FUNDS..									
	322,753.02	138,714.00	250,000.00	250,000.00	79,749.52	250,000.00	275,000.00	275,000.00	275,000.00	275,000.00
Total Dept 0001	.									
		(44,002,842.11)	(45,084,164.80)	(47,641,764.00)	(47,646,764.00)	(38,686,410.30)	(54,255,110.00)	(50,972,234.00)	(51,028,234.00)	(51,028,234.00)
Total Type R Revenue		(44,002,842.11)	(45,084,164.80)	(47,641,764.00)	(47,646,764.00)	(38,686,410.30)	(54,255,110.00)	(50,972,234.00)	(51,028,234.00)	(51,028,234.00)

THE CITY OF PEEKSKILL
2024 Adopted Budget

Fiscal Year: 2024 Period From: 1 To: 12

Account	Description	2021 Actual	2022 Actual Per 1-12	Original 2023 Budget	Adjusted 2023 Budget	2023 Actual	2024 REQUESTED Stage	2024 RECOMMEND Stage	2024 CITY COUNC Stage	2024 ADOPTED Stage
Type E	Expense									
Dept 1010	COMMON COUNCIL									
001.1010.0100	PERSONNEL SERVICES..									
Rank	Item	Type	Sub							
	1			COUNCIL MEMBER - 6			77,436.00	77,436.00	77,436.00	77,436.00
					73,579.12	86,285.20	75,920.00	75,920.00	55,674.21	77,436.00
001.1010.0400	OTHER EXPENSES..	50.00			5,240.90	600.00	600.00	370.10	600.00	750.00
001.1010.0446	TRAVEL..	0.00			0.00	750.00	750.00	522.34	800.00	750.00
001.1010.0803	SOCIAL SECURITY..	5,628.43			6,600.18	5,582.00	5,582.00	4,288.89	5,808.00	5,924.00
Total Dept 1010	COMMON COUNCIL	79,257.55	98,126.28	82,852.00	82,852.00	60,855.54	84,644.00	84,860.00	84,860.00	84,860.00

THE CITY OF PEEKSKILL
2024 Adopted Budget

Alt. Sort Table: Fiscal Year: 2024 Period From: 1 To: 12

Account		Description	2021 Actual	2022 Actual Per 1-12	Original 2023 Budget	Adjusted 2023 Budget	2023 Actual	2024 REQUESTED Stage	2024 RECOMMEND Stage	2024 CITY COUNC Stage	2024 ADOPTED Stage
Type E		Expense									
Dept 1130		PARKING VIOLATIONS BUREAU									
001.1130.0100		PERSONNEL SERVICES..									
Rank	Item	Type	Sub								
	1							87,797.00	35,000.00	35,000.00	35,000.00
	2							60,817.00	0.00	0.00	0.00
				0.00	0.00	142,519.00	142,519.00	17,629.81	148,614.00	35,000.00	35,000.00
001.1130.0402		POSTAGE..									
				5,116.54	5,766.33	8,000.00	8,000.00	5,458.56	9,200.00	8,700.00	8,700.00
001.1130.0466		COMPUTER SERVICES..									
				91,138.89	106,630.59	45,000.00	45,000.00	69,836.71	120,000.00	118,000.00	118,000.00
001.1130.0475		CONTRACTS..									
				2,262.50	2,637.50	6,000.00	6,000.00	3,612.50	10,000.00	10,000.00	10,000.00
001.1130.0803		SOCIAL SECURITY..									
				0.00	0.00	12,011.00	12,011.00	1,231.85	11,369.00	2,678.00	2,678.00
Total Dept 1130		PARKING VIOLATIONS BUREAU									
				98,517.93	115,034.42	213,530.00	213,530.00	97,769.43	299,183.00	174,378.00	174,378.00

THE CITY OF PEEKSKILL
2024 Adopted Budget

Fiscal Year: 2024 Period From: 1 To: 12

Account	Description	2021 Actual	2022 Actual Per 1-12	Original 2023 Budget	Adjusted 2023 Budget	2023 Actual	2024 REQUESTED Stage	2024 RECOMMEND Stage	2024 CITY COUNC Stage	2024 ADOPTED Stage
Type E	Expense									
Dept 1162	UNIFIED COURT									
001.1162.0100	PERSONNEL SERVICES..									
Rank	Item Type Sub									
	1									
	CLEANER	61,542.31	62,868.29	65,805.00	65,805.00	54,645.22	67,120.00	67,120.00	67,120.00	67,120.00
001.1162.0103	LONGEVITY	2,100.00	0.00	2,100.00	2,100.00	0.00	2,100.00	2,100.00	2,100.00	2,100.00
001.1162.0200	EQUIPMENT & CAPITAL OUTLAY..									
Rank	Item Type Sub									
	1						30,000.00	0.00	0.00	0.00
	2						15,000.00	0.00	0.00	0.00
	3						20,000.00	0.00	0.00	0.00
	4						0.00	0.00	0.00	0.00
	MISCELLANEOUS	0.00	0.00	0.00	0.00	0.00	65,000.00	0.00	0.00	0.00
001.1162.0428	CLEANING SUPPLIES..	1,898.68	1,626.20	3,500.00	3,500.00	2,126.88	3,500.00	2,000.00	2,000.00	2,000.00
001.1162.0459	BUILDING MAINTENANCE..	590.41	4,163.64	5,000.00	5,000.00	2,124.43	0.00	27,285.00	27,285.00	27,285.00
001.1162.0467	EXTERMINATOR SERVICES	375.00	120.00	1,500.00	750.00	232.50	1,700.00	1,200.00	1,200.00	1,200.00
001.1162.0803	SOCIAL SECURITY	4,640.92	4,566.16	5,195.00	5,195.00	3,969.05	5,295.00	5,299.00	5,299.00	5,299.00
Total Dept 1162	UNIFIED COURT	71,147.32	73,344.29	83,100.00	82,350.00	63,098.08	144,715.00	105,004.00	105,004.00	105,004.00

THE CITY OF PEEKSKILL
2024 Adopted Budget

Fiscal Year: 2024 Period From: 1 To: 12

Account		Description	2021 Actual	2022 Actual Per 1-12	Original 2023 Budget	Adjusted 2023 Budget	2023 Actual	2024 REQUESTED Stage	2024 RECOMMEND Stage	2024 CITY COUNC Stage	2024 ADOPTED Stage
Type E		Expense									
Dept 1210		MAYOR									
001.1210.0100		PERSONNEL SERVICES..									
Rank	Item	Type	Sub								
	1		MAYOR					19,339.00	19,339.00	19,339.00	19,339.00
				17,732.92	3,387.06	18,960.00	18,960.00	14,936.95	19,339.00	19,339.00	19,339.00
001.1210.0400		OTHER EXPENSES..		0.00	3,755.96	3,500.00	3,500.00	2,301.48	3,800.00	3,800.00	3,800.00
001.1210.0402		POSTAGE..		0.00	44.40	100.00	100.00	0.60	100.00	100.00	100.00
001.1210.0410		OFFICE SUPPLIES		477.59	441.76	500.00	500.00	84.47	700.00	650.00	650.00
001.1210.0803		SOCIAL SECURITY..		1,357.12	259.11	1,600.00	1,600.00	1,070.97	1,479.00	1,479.00	1,479.00
Total Dept 1210		MAYOR		19,567.63	7,888.29	24,660.00	24,660.00	18,394.47	25,418.00	25,368.00	25,368.00

THE CITY OF PEEKSKILL
2024 Adopted Budget

Fiscal Year: 2024 Period From: 1 To: 12

Account	Description	2021 Actual	2022 Actual Per 1-12	Original 2023 Budget	Adjusted 2023 Budget	2023 Actual	2024 REQUESTED Stage	2024 RECOMMEND Stage	2024 CITY COUNC Stage	2024 ADOPTED Stage
Type E	Expense									
Dept 1230	CITY MANAGER									
001.1230.0100	PERSONNEL SERVICES..									
Rank	Item Type Sub									
	1						197,880.00	197,880.00	197,880.00	197,880.00
	2						75,990.00	75,990.00	77,331.00	77,331.00
		254,090.10	260,487.59	266,000.00	266,000.00	200,245.91	273,870.00	273,870.00	275,211.00	275,211.00
001.1230.0400	OTHER EXPENSES..									
		2,685.27	7,177.85	4,000.00	4,000.00	6,093.53	6,500.00	7,000.00	7,000.00	7,000.00
001.1230.0402	POSTAGE..									
		287.28	104.18	600.00	600.00	311.67	250.00	250.00	250.00	250.00
001.1230.0410	OFFICE SUPPLIES..									
		722.36	3,119.45	1,000.00	1,000.00	849.81	2,000.00	1,500.00	1,500.00	1,500.00
001.1230.0412	PUBLICATIONS..									
		0.00	0.00	0.00	0.00	0.00	500.00	350.00	350.00	350.00
001.1230.0440	TELEPHONE..									
		906.90	469.94	1,000.00	1,000.00	237.72	500.00	500.00	500.00	500.00
001.1230.0445	CONFERENCES & EDUCATION..									
		225.00	50.00	250.00	250.00	1,776.51	2,500.00	2,500.00	2,500.00	2,500.00
001.1230.0452	MAINTENANCE OF EQUIPMENT..									
		0.00	0.00	100.00	100.00	101.38	100.00	100.00	100.00	100.00
001.1230.0466	COMPUTER SERVICES..									
		47.70	0.00	0.00	0.00	0.00	1,500.00	100.00	100.00	100.00
001.1230.0471	MEMBERSHIP DUES..									
		562.64	75.00	1,250.00	1,250.00	634.23	1,250.00	750.00	750.00	750.00
001.1230.0475	CONTRACTS..									
		0.00	0.00	0.00	12,000.00	689.07	12,000.00	2,000.00	2,000.00	2,000.00
001.1230.0800	MISC EMPLOYEE BENEFITS..									
		0.00	1,000.00	0.00	0.00	500.00	1,000.00	1,000.00	1,000.00	1,000.00
001.1230.0803	SOCIAL SECURITY..									
		16,697.76	18,237.35	20,349.00	20,349.00	15,086.63	20,951.00	20,951.00	20,951.00	20,951.00
Total Dept 1230										
CITY MANAGER		276,225.01	290,721.36	294,549.00	306,549.00	226,526.46	322,921.00	310,871.00	312,212.00	312,212.00

THE CITY OF PEEKSKILL
2024 Adopted Budget

Fiscal Year: 2024 Period From: 1 To: 12

Account	Description	2021 Actual	2022 Actual Per 1-12	Original 2023 Budget	Adjusted 2023 Budget	2023 Actual	2024 REQUESTED Stage	2024 RECOMMEND Stage	2024 CITY COUNC Stage	2024 ADOPTED Stage
Type E	Expense									
Dept 1315	COMPTROLLER									
001.1315.0100	PERSONNEL SERVICES..									
Rank	Item Type Sub									
	1						144,840.00	144,840.00	144,840.00	144,840.00
	2						129,591.00	129,591.00	129,591.00	129,591.00
	3						38,495.00	38,495.00	38,495.00	38,495.00
	4						66,822.00	66,822.00	66,822.00	66,822.00
	5						66,447.00	66,447.00	66,447.00	66,447.00
	6						60,816.00	60,816.00	60,816.00	60,816.00
		441,969.81	460,608.25	507,438.00	507,438.00	371,228.60	507,011.00	507,011.00	507,011.00	507,011.00
001.1315.0101	PERSONNEL SERVICES - OVERTIME..	694.62	0.00	750.00	750.00	0.00	0.00	750.00	750.00	750.00
001.1315.0103	LONGEVITY..	4,050.00	4,650.00	3,000.00	3,000.00	3,050.00	2,125.00	2,125.00	2,125.00	2,125.00
001.1315.0200	EQUIPMENT..									
Rank	Item Type Sub									
	1						1,500.00	1,500.00	1,500.00	1,500.00
		0.00	0.00	0.00	0.00	0.00	1,500.00	1,500.00	1,500.00	1,500.00
001.1315.0402	POSTAGE..	3,010.64	10,082.24	7,000.00	7,000.00	8,920.81	11,500.00	11,000.00	11,000.00	11,000.00
001.1315.0410	OFFICE SUPPLIES..	4,835.30	5,961.45	4,500.00	4,500.00	3,218.40	5,000.00	4,000.00	4,000.00	4,000.00
001.1315.0411	PRINTING..	2,968.04	0.00	3,000.00	3,000.00	1,293.00	4,500.00	3,000.00	3,000.00	3,000.00
001.1315.0440	TELEPHONE..	1,851.99	819.00	2,000.00	2,000.00	92.01	2,000.00	0.00	0.00	0.00
001.1315.0445	CONFERENCES & EDUCATION..	240.00	1,076.62	1,000.00	1,000.00	1,334.11	2,000.00	1,500.00	1,500.00	1,500.00
001.1315.0446	TRAVEL..	51.00	0.00	250.00	250.00	323.75	500.00	300.00	300.00	300.00
001.1315.0452	MAINTENANCE OF EQUIPMENT..	2,140.61	5,021.90	2,000.00	2,000.00	4,384.94	4,500.00	3,000.00	3,000.00	3,000.00
001.1315.0463	CITY/SCHOOL COLLECTION FEE..	442.50	3,458.73	800.00	800.00	4,853.65	4,500.00	3,500.00	3,500.00	3,500.00
001.1315.0465	AUDITING..	61,731.00	61,297.75	80,000.00	80,000.00	93,650.00	82,500.00	84,000.00	84,000.00	84,000.00
001.1315.0468	BOND & NOTE EXPENSES..	5,500.00	9,895.00	5,000.00	5,000.00	13,743.93	10,000.00	10,000.00	10,000.00	10,000.00
001.1315.0471	MEMBERSHIP DUES..									

THE CITY OF PEEKSKILL
2024 Adopted Budget

Fiscal Year: 2024 Period From: 1 To: 12

Account	Description	2021 Actual	2022 Actual Per 1-12	Original 2023 Budget	Adjusted 2023 Budget	2023 Actual	2024 REQUESTED Stage	2024 RECOMMEND Stage	2024 CITY COUNC Stage	2024 ADOPTED Stage
Type E	Expense									
Dept 1315	COMPTROLLER									
001.1315.0471	MEMBERSHIP DUES..	180.00	555.00	1,000.00	1,000.00	375.00	1,000.00	700.00	700.00	700.00
001.1315.0800	MISC EMPLOYEE BENEFITS..	1,500.00	2,000.00	2,000.00	2,000.00	1,500.00	3,000.00	2,500.00	2,500.00	2,500.00
001.1315.0803	SOCIAL SECURITY..	33,090.57	34,409.89	39,106.00	39,106.00	27,363.58	38,949.00	39,006.00	39,006.00	39,006.00
Total Dept 1315										
COMPTROLLER		564,256.08	599,835.83	658,844.00	658,844.00	535,331.78	680,585.00	673,892.00	673,892.00	673,892.00

THE CITY OF PEEKSKILL
2024 Adopted Budget

Fiscal Year: 2024 Period From: 1 To: 12

Account	Description	2021 Actual	2022 Actual Per 1-12	Original 2023 Budget	Adjusted 2023 Budget	2023 Actual	2024 REQUESTED Stage	2024 RECOMMEND Stage	2024 CITY COUNC Stage	2024 ADOPTED Stage
Type E	Expense									
Dept 1355	ASSESSOR									
001.1355.0100	PERSONNEL SERVICES..									
Rank	Item Type Sub									
	1						150,000.00	150,000.00	150,000.00	150,000.00
	2						84,547.00	84,547.00	84,547.00	84,547.00
		209,282.56	232,390.91	207,471.00	207,471.00	184,909.11	234,547.00	234,547.00	234,547.00	234,547.00
001.1355.0101	PERSONNEL SERVICES - OVERTIME..									
		694.62	0.00	750.00	750.00	0.00	0.00	0.00	0.00	0.00
001.1355.0103	LONGEVITY..									
		1,850.00	1,850.00	0.00	0.00	0.00	0.00	0.00	0.00	0.00
001.1355.0104	PART-TIME..									
		0.00	0.00	3,000.00	0.00	0.00	0.00	0.00	0.00	0.00
001.1355.0200	EQUIPMENT..									
		0.00	1,157.00	0.00	0.00	0.00	0.00	0.00	0.00	0.00
001.1355.0402	POSTAGE..									
		416.00	593.76	500.00	500.00	536.52	3,800.00	4,000.00	4,000.00	4,000.00
001.1355.0410	OFFICE SUPPLIES..									
		1,543.62	1,151.15	1,500.00	1,500.00	618.99	1,000.00	1,250.00	1,250.00	1,250.00
001.1355.0440	TELEPHONE..									
		436.82	458.85	550.00	550.00	237.72	600.00	600.00	600.00	600.00
001.1355.0444	ADVERTISING..									
		400.00	220.00	400.00	400.00	220.00	300.00	300.00	300.00	300.00
001.1355.0445	CONFERENCES & EDUCATION..									
		4,906.94	3,930.43	5,000.00	5,000.00	2,182.67	3,500.00	3,500.00	3,500.00	3,500.00
001.1355.0446	TRAVEL..									
		1,000.00	0.00	500.00	500.00	0.00	500.00	400.00	400.00	400.00
001.1355.0452	MAINTENANCE OF EQUIPMENT..									
		1,398.98	1,126.96	1,500.00	1,500.00	829.58	1,200.00	1,200.00	1,200.00	1,200.00
001.1355.0471	MEMBERSHIP DUES..									
		1,695.00	1,595.00	1,750.00	1,750.00	1,750.00	1,850.00	1,850.00	1,850.00	1,850.00
001.1355.0475	CONTRACTS..									
Rank	Item Type Sub									
	1						2,700.00	2,700.00	2,700.00	2,700.00
	2						26,400.00	17,300.00	20,400.00	20,400.00
	3						6,000.00	6,000.00	6,000.00	6,000.00
		30,179.43	42,792.84	35,100.00	38,100.00	32,789.02	35,100.00	26,000.00	29,100.00	29,100.00
001.1355.0485	LEGAL SERVICES									
		0.00	7,283.50	0.00	0.00	0.00	15,000.00	0.00	0.00	0.00
001.1355.0800	MISC EMPLOYEE BENEFITS..									

THE CITY OF PEEKSKILL
2024 Adopted Budget

Fiscal Year: 2024 Period From: 1 To: 12

Account	Description	2021 Actual	2022 Actual Per 1-12	Original 2023 Budget	Adjusted 2023 Budget	2023 Actual	2024 REQUESTED Stage	2024 RECOMMEND Stage	2024 CITY COUNCIL Stage	2024 ADOPTED Stage
Type E	Expense									
Dept 1355	ASSESSOR									
001.1355.0800	MISC EMPLOYEE BENEFITS..									
		650.00	1,500.00	650.00	650.00	1,000.00	1,000.00	0.00	0.00	0.00
001.1355.0803	SOCIAL SECURITY..									
		16,272.88	17,955.11	14,595.00	14,595.00	13,406.84	18,000.00	17,943.00	17,943.00	17,943.00
001.1355.0808	ALTERNATIVE INSURANCE PAYMENTS..									
		3,300.00	2,400.00	3,300.00	3,300.00	600.00	3,000.00	3,000.00	3,000.00	3,000.00
Total Dept 1355										
ASSESSOR										
		274,026.85	316,405.51	276,566.00	276,566.00	239,080.45	319,397.00	294,590.00	297,690.00	297,690.00

Date Prepared: 11/15/2023 12:50 PM
Report Date: 11/15/2023
Account Table: 001
Alt. Sort Table:

THE CITY OF PEEKSKILL
2024 Adopted Budget

Fiscal Year: 2024 Period From: 1 To: 12

Account	Description	2021 Actual	2022 Actual Per 1-12	Original 2023 Budget	Adjusted 2023 Budget	2023 Actual	2024 REQUESTED Stage	2024 RECOMMEND Stage	2024 CITY COUNCIL Stage	2024 ADOPTED Stage
Type E	Expense									
Dept 1356	TAX REVIEW BOARD									
001.1356.0400	OTHER EXPENSES..	2,000.00	1,600.00	2,100.00	2,100.00	1,725.18	2,100.00	2,100.00	2,100.00	2,100.00
Total Dept 1356	TAX REVIEW BOARD	2,000.00	1,600.00	2,100.00	2,100.00	1,725.18	2,100.00	2,100.00	2,100.00	2,100.00

Date Prepared: 11/15/2023 12:50 PM
Report Date: 11/15/2023
Account Table: 001
Alt. Sort Table:

THE CITY OF PEEKSKILL
2024 Adopted Budget

Fiscal Year: 2024 Period From: 1 To: 12

Account	Description	2021 Actual	2022 Actual Per 1-12	Original 2023 Budget	Adjusted 2023 Budget	2023 Actual	2024 REQUESTED Stage	2024 RECOMMEND Stage	2024 CITY COUNCIL Stage	2024 ADOPTED Stage
Type E	Expense									
Dept 1364	IN REM PROP. MAINT. ACCOUNT									
001.1364.0400	OTHER EXPENSES..	0.00	4,685.50	10,000.00	10,000.00	0.00	10,000.00	5,000.00	5,000.00	5,000.00
Total Dept 1364	IN REM PROP. MAINT. ACCOUNT	0.00	4,685.50	10,000.00	10,000.00	0.00	10,000.00	5,000.00	5,000.00	5,000.00

THE CITY OF PEEKSKILL
2024 Adopted Budget

Fiscal Year: 2024 Period From: 1 To: 12

Account	Description	2021 Actual	2022 Actual Per 1-12	Original 2023 Budget	Adjusted 2023 Budget	2023 Actual	2024 REQUESTED Stage	2024 RECOMMEND Stage	2024 CITY COUNC Stage	2024 ADOPTED Stage
Type E	Expense									
Dept 1410	CITY CLERK									
001.1410.0100	PERSONNEL SERVICES..									
Rank	Item Type Sub									
	1						96,000.00	96,000.00	96,000.00	96,000.00
	2						76,636.00	76,636.00	78,138.00	78,138.00
	3						60,817.00	60,817.00	60,817.00	60,817.00
		237,366.73	215,178.21	160,133.00	160,133.00	160,294.45	233,453.00	233,453.00	234,955.00	234,955.00
001.1410.0101	PERSONNEL SERVICES - OVERTIME	4,035.52	6,221.74	3,000.00	3,000.00	20.46	6,000.00	3,500.00	3,500.00	3,500.00
001.1410.0104	PART-TIME	780.00	10,702.50	0.00	0.00	0.00	10,000.00	10,000.00	10,000.00	10,000.00
001.1410.0402	POSTAGE..	505.33	731.25	900.00	900.00	594.17	900.00	900.00	900.00	900.00
001.1410.0410	OFFICE SUPPLIES..	2,206.23	2,559.56	2,500.00	2,500.00	1,808.88	3,000.00	1,800.00	1,800.00	1,800.00
001.1410.0411	PRINTING..	243.97	848.20	2,000.00	2,000.00	0.00	1,500.00	1,200.00	1,200.00	1,200.00
001.1410.0412	PUBLICATIONS..	0.00	0.00	325.00	325.00	0.00	325.00	325.00	325.00	325.00
001.1410.0440	TELEPHONE..	900.00	2,698.00	4,047.00	4,047.00	488.84	3,000.00	2,800.00	2,800.00	2,800.00
001.1410.0444	ADVERTISING..	21,080.00	2,492.00	2,100.00	2,100.00	3,208.75	5,000.00	2,800.00	2,800.00	2,800.00
001.1410.0445	CONFERENCES & EDUCATION..	870.61	360.00	900.00	900.00	70.00	1,200.00	1,000.00	1,000.00	1,000.00
001.1410.0452	MAINTENANCE OF EQUIPMENT..	7,328.97	11,403.79	6,500.00	6,500.00	5,716.20	8,000.00	7,500.00	7,500.00	7,500.00
001.1410.0466	COMPUTER SERVICES..	0.00	0.00	0.00	0.00	65.04	0.00	0.00	0.00	0.00
001.1410.0470	UNCLASSIFIED..	3,415.24	2,396.06	5,000.00	5,000.00	844.77	3,000.00	2,400.00	2,400.00	2,400.00
001.1410.0800	MISC EMPLOYEE BENEFITS..	500.00	1,000.00	1,000.00	1,000.00	1,000.00	2,000.00	2,000.00	2,000.00	2,000.00
001.1410.0803	SOCIAL SECURITY..	17,815.64	16,384.84	12,480.00	12,480.00	11,558.58	19,034.00	18,892.00	18,892.00	18,892.00
001.1410.0808	ALTERNATIVE INSURANCE PAYMENTS..	2,625.00	0.00	0.00	0.00	0.00	0.00	0.00	0.00	0.00
Total Dept 1410	CITY CLERK									

Date Prepared: 11/15/2023 12:50 PM
Report Date: 11/15/2023
Account Table: 001
Alt. Sort Table:

THE CITY OF PEEKSKILL
2024 Adopted Budget

Fiscal Year: 2024 Period From: 1 To: 12

Account	Description	2021 Actual	2022 Actual Per 1-12	Original 2023 Budget	Adjusted 2023 Budget	2023 Actual	2024 REQUESTED Stage	2024 RECOMMEND Stage	2024 CITY COUNC Stage	2024 ADOPTED Stage
Type E Dept 1410	Expense CITY CLERK	299,673.24	272,976.15	200,885.00	200,885.00	185,670.14	296,412.00	288,570.00	290,072.00	290,072.00

THE CITY OF PEEKSKILL
2024 Adopted Budget

Fiscal Year: 2024 Period From: 1 To: 12

Account		Description	2021 Actual	2022 Actual Per 1-12	Original 2023 Budget	Adjusted 2023 Budget	2023 Actual	2024 REQUESTED Stage	2024 RECOMMEND Stage	2024 CITY COUNC Stage	2024 ADOPTED Stage
Type E		Expense									
Dept 1420		LAW									
001.1420.0100		PERSONNEL SERVICES..									
Rank	Item Type Sub										
	1	CORPORATION COUNSEL						147,084.00	147,084.00	147,084.00	147,084.00
	2	ASSISTANT CORPORATION COUNSEL						96,900.00	96,900.00	96,900.00	96,900.00
			277,989.84	241,398.52	242,000.00	242,000.00	198,405.92	243,984.00	243,984.00	243,984.00	243,984.00
001.1420.0104		PART-TIME									
Rank	Item Type Sub										
	1	SECRETARY TO CORPORATION COUNSEL						30,000.00	32,500.00	32,500.00	32,500.00
			0.00	0.00	26,775.00	26,775.00	0.00	30,000.00	32,500.00	32,500.00	32,500.00
001.1420.0402		POSTAGE..									
			157.28	84.54	400.00	400.00	46.86	300.00	350.00	350.00	350.00
001.1420.0410		OFFICE SUPPLIES..									
			162.74	821.02	750.00	750.00	326.63	500.00	1,000.00	1,000.00	1,000.00
001.1420.0412		PUBLICATIONS..									
			4,024.88	4,389.84	4,500.00	4,500.00	3,785.25	4,500.00	4,500.00	4,500.00	4,500.00
001.1420.0433		LEGAL EXPENSES & APPRAISAL									
			0.00	0.00	0.00	0.00	14,356.72	15,000.00	10,000.00	10,000.00	10,000.00
001.1420.0440		TELEPHONE..									
			600.00	0.00	600.00	600.00	0.00	600.00	400.00	400.00	400.00
001.1420.0445		CONFERENCES & EDUCATION..									
			220.00	65.00	500.00	500.00	0.00	500.00	750.00	750.00	750.00
001.1420.0446		TRAVEL..									
			0.00	0.00	100.00	100.00	0.00	100.00	400.00	400.00	400.00
001.1420.0452		MAINTENANCE OF EQUIPMENT..									
			1,412.69	1,149.85	1,500.00	1,500.00	1,617.30	1,500.00	1,600.00	1,600.00	1,600.00
001.1420.0470		UNCLASSIFIED..									
			0.00	285.00	0.00	0.00	0.00	0.00	250.00	250.00	250.00
001.1420.0484		TRANSCRIPTS..									
			0.00	0.00	800.00	800.00	0.00	800.00	750.00	750.00	750.00
001.1420.0485		LEGAL SERVICES..									
			150,520.66	126,444.00	100,000.00	100,000.00	56,563.91	115,000.00	100,000.00	100,000.00	100,000.00
001.1420.0800		MISC EMPLOYEE BENEFITS..									
			500.00	500.00	3,000.00	3,000.00	500.00	4,000.00	4,000.00	4,000.00	4,000.00
001.1420.0803		SOCIAL SECURITY..									
			20,366.88	18,087.08	20,561.00	20,561.00	14,774.38	20,960.00	21,151.00	21,151.00	21,151.00
001.1420.0808		ALTERNATIVE INSURANCE PAYMENTS									
			0.00	1,400.00	0.00	0.00	350.00	0.00	500.00	500.00	500.00

Date Prepared: 11/15/2023 12:50 PM
Report Date: 11/15/2023
Account Table: 001
Alt. Sort Table:

THE CITY OF PEEKSKILL
2024 Adopted Budget

Fiscal Year: 2024 Period From: 1 To: 12

Account	Description	2021 Actual	2022 Actual Per 1-12	Original 2023 Budget	Adjusted 2023 Budget	2023 Actual	2024 REQUESTED Stage	2024 RECOMMEND Stage	2024 CITY COUNC Stage	2024 ADOPTED Stage
Type E	Expense									
Dept 1420	LAW									
LAW		455,954.97	394,624.85	401,486.00	401,486.00	290,726.97	437,744.00	422,135.00	422,135.00	422,135.00

THE CITY OF PEEKSKILL
2024 Adopted Budget

Fiscal Year: 2024 Period From: 1 To: 12

Account	Description	2021 Actual	2022 Actual Per 1-12	Original 2023 Budget	Adjusted 2023 Budget	2023 Actual	2024 REQUESTED Stage	2024 RECOMMEND Stage	2024 CITY COUNC Stage	2024 ADOPTED Stage
Type E	Expense									
Dept 1430	PERSONNEL (HUMAN RESOURCES)									
001.1430.0100	PERSONNEL SERVICES..									
Rank	Item Type Sub									
	1						117,810.00	117,810.00	118,850.00	118,850.00
	2						77,213.00	77,213.00	78,727.00	78,727.00
		154,652.93	186,903.99	191,199.00	191,199.00	146,678.08	195,023.00	195,023.00	197,577.00	197,577.00
001.1430.0103	LONGEVITY..	1,200.00	1,200.00	1,200.00	1,200.00	1,200.00	1,200.00	1,200.00	1,200.00	1,200.00
001.1430.0402	POSTAGE..	1,839.59	1,236.74	1,100.00	1,100.00	1,182.93	1,100.00	1,500.00	1,500.00	1,500.00
001.1430.0410	OFFICE SUPPLIES..	275.06	838.03	900.00	900.00	849.58	1,000.00	1,000.00	1,000.00	1,000.00
001.1430.0445	CONFERENCES & EDUCATION..	0.00	613.55	500.00	500.00	1,383.00	2,000.00	1,500.00	1,500.00	1,500.00
001.1430.0450	MEDICAL EXPENSES..	7,977.16	9,116.92	8,000.00	8,000.00	7,986.00	9,000.00	9,500.00	9,500.00	9,500.00
001.1430.0452	MAINTENANCE OF EQUIPMENT..	2,028.80	3,943.31	1,500.00	1,500.00	2,509.12	1,600.00	2,500.00	2,500.00	2,500.00
001.1430.0470	UNCLASSIFIED..	17,383.91	16,020.05	13,000.00	13,000.00	20,335.06	20,000.00	22,500.00	22,500.00	22,500.00
001.1430.0471	MEMBERSHIP DUES..	219.00	1,663.49	550.00	550.00	0.00	600.00	1,000.00	1,000.00	1,000.00
001.1430.0475	CONTRACTS									
Rank	Item Type Sub									
	1						45,666.00	45,666.00	55,666.00	55,666.00
	2						0.00	0.00	5,550.00	5,550.00
	3						0.00	0.00	32,500.00	32,500.00
		1,075.00	34,024.62	32,500.00	32,500.00	41,720.00	45,666.00	45,666.00	93,716.00	93,716.00
001.1430.0800	MISC EMPLOYEE BENEFITS..	0.00	500.00	0.00	0.00	0.00	0.00	0.00	0.00	0.00
001.1430.0803	SOCIAL SECURITY..	12,309.88	14,666.91	14,719.00	14,719.00	11,298.95	15,011.00	15,011.00	15,011.00	15,011.00
001.1430.0808	ALTERNATIVE INSURANCE PAYMENTS..	5,580.00	3,600.00	6,000.00	6,000.00	900.00	4,500.00	4,500.00	4,500.00	4,500.00
Total Dept 1430	PERSONNEL (HUMAN RESOURCES)	204,541.33	274,327.61	271,168.00	271,168.00	236,042.72	296,700.00	300,900.00	351,504.00	351,504.00

THE CITY OF PEEKSKILL
2024 Adopted Budget

Fiscal Year: 2024 Period From: 1 To: 12

Account	Description	2021 Actual	2022 Actual Per 1-12	Original 2023 Budget	Adjusted 2023 Budget	2023 Actual	2024 REQUESTED Stage	2024 RECOMMEND Stage	2024 CITY COUNC Stage	2024 ADOPTED Stage
Type E	Expense									
Dept 1440	ENGINEER									
001.1440.0100	PERSONNEL SERVICES..	0.00	0.00	10,000.00	10,000.00	0.00	10,000.00	0.00	0.00	0.00
001.1440.0803	SOCIAL SECURITY..	0.00	0.00	765.00	765.00	0.00	765.00	0.00	0.00	0.00
Total Dept 1440	ENGINEER	0.00	0.00	10,765.00	10,765.00	0.00	10,765.00	0.00	0.00	0.00

THE CITY OF PEEKSKILL
2024 Adopted Budget

Fiscal Year: 2024 Period From: 1 To: 12

Account	Description	2021 Actual	2022 Actual Per 1-12	Original 2023 Budget	Adjusted 2023 Budget	2023 Actual	2024 REQUESTED Stage	2024 RECOMMEND Stage	2024 CITY COUNC Stage	2024 ADOPTED Stage
Type E	Expense									
Dept 1450	ELECTIONS									
001.1450.0100	PERSONNEL SERVICES..	2,182.50	2,778.75	3,525.00	3,525.00	2,032.65	3,500.00	3,500.00	3,500.00	3,500.00
001.1450.0475	CONTRACTS	78,015.00	40,772.00	38,431.00	38,431.00	41,995.00	38,431.00	38,431.00	38,431.00	38,431.00
001.1450.0803	SOCIAL SECURITY..	0.00	0.00	0.00	0.00	0.00	0.00	268.00	268.00	268.00
Total Dept 1450	ELECTIONS	80,197.50	43,550.75	41,956.00	41,956.00	44,027.65	41,931.00	42,199.00	42,199.00	42,199.00

Date Prepared: 11/15/2023 12:50 PM
Report Date: 11/15/2023
Account Table: 001
Alt. Sort Table:

THE CITY OF PEEKSKILL
2024 Adopted Budget

Fiscal Year: 2024 Period From: 1 To: 12

Account	Description	2021 Actual	2022 Actual Per 1-12	Original 2023 Budget	Adjusted 2023 Budget	2023 Actual	2024 REQUESTED Stage	2024 RECOMMEND Stage	2024 CITY COUNCIL Stage	2024 ADOPTED Stage
Type E	Expense									
Dept 1470	BOARD OF ETHICS									
001.1470.0100	PERSONNEL SERVICES	0.00	0.00	3,600.00	3,600.00	0.00	3,600.00	3,600.00	3,600.00	3,600.00
001.1470.0803	SOCIAL SECURITY	0.00	0.00	0.00	0.00	0.00	275.00	275.00	275.00	275.00
Total Dept 1470	BOARD OF ETHICS	0.00	0.00	3,600.00	3,600.00	0.00	3,875.00	3,875.00	3,875.00	3,875.00

Date Prepared: 11/15/2023 12:50 PM
Report Date: 11/15/2023
Account Table: 001
Alt. Sort Table:

THE CITY OF PEEKSKILL
2024 Adopted Budget

Fiscal Year: 2024 Period From: 1 To: 12

Account	Description	2021 Actual	2022 Actual Per 1-12	Original 2023 Budget	Adjusted 2023 Budget	2023 Actual	2024 REQUESTED Stage	2024 RECOMMEND Stage	2024 CITY COUNCIL Stage	2024 ADOPTED Stage
Type E	Expense									
Dept 1480	PUBLIC INFO. & SERVICES									
001.1480.0475.0009	CONTRACTS.MINER	85,967.42	88,349.96	85,000.00	85,000.00	84,616.63	85,000.00	85,000.00	85,000.00	85,000.00
Total Dept 1480	PUBLIC INFO. & SERVICES	85,967.42	88,349.96	85,000.00	85,000.00	84,616.63	85,000.00	85,000.00	85,000.00	85,000.00

THE CITY OF PEEKSKILL
2024 Adopted Budget

Fiscal Year: 2024 Period From: 1 To: 12

Account	Description	2021 Actual	2022 Actual Per 1-12	Original 2023 Budget	Adjusted 2023 Budget	2023 Actual	2024 REQUESTED Stage	2024 RECOMMEND Stage	2024 CITY COUNC Stage	2024 ADOPTED Stage
Type E	Expense									
Dept 1490	PUBLIC WORKS ADMINISTRATION									
001.1490.0100	PERSONNEL SERVICES..									
Rank	Item Type Sub									
	1						169,325.00	169,325.00	169,325.00	169,325.00
	2						76,990.00	76,990.00	76,990.00	76,990.00
		221,462.74	225,859.85	240,958.00	240,958.00	185,247.18	246,315.00	246,315.00	246,315.00	246,315.00
001.1490.0103	LONGEVITY..	2,100.00	2,100.00	2,100.00	2,100.00	2,100.00	2,100.00	2,100.00	2,100.00	2,100.00
001.1490.0402	POSTAGE..	294.72	186.59	250.00	250.00	115.80	250.00	200.00	200.00	200.00
001.1490.0410	OFFICE SUPPLIES..	1,042.76	1,591.97	1,500.00	1,500.00	1,327.54	1,500.00	1,500.00	1,500.00	1,500.00
001.1490.0414	GAS, OIL, A/F..	1,516.00	2,180.63	2,000.00	2,000.00	926.86	2,000.00	1,500.00	1,500.00	1,500.00
001.1490.0440	TELEPHONE..	(113.65)	1,739.98	2,000.00	2,000.00	0.00	2,000.00	500.00	500.00	500.00
001.1490.0444	ADVERTISING..	830.00	640.00	500.00	500.00	0.00	500.00	700.00	700.00	700.00
001.1490.0445	CONFERENCES & EDUCATION..	0.00	287.00	250.00	250.00	250.00	250.00	400.00	400.00	400.00
001.1490.0446	TRAVEL..	0.00	0.00	0.00	0.00	0.00	0.00	200.00	200.00	200.00
001.1490.0452	MAINTENANCE OF EQUIPMENT..	0.00	2,335.85	0.00	0.00	5,025.21	4,000.00	2,000.00	2,000.00	2,000.00
001.1490.0471	MEMBERSHIP DUES..	0.00	0.00	100.00	100.00	440.00	440.00	400.00	400.00	400.00
001.1490.0800	MISC EMPLOYEE BENEFITS..	500.00	0.00	0.00	0.00	500.00	500.00	500.00	500.00	500.00
001.1490.0803	SOCIAL SECURITY..	16,781.62	16,481.64	18,594.00	18,594.00	13,904.84	19,004.00	19,004.00	19,004.00	19,004.00
Total Dept 1490	PUBLIC WORKS ADMINISTRATION	244,414.19	253,403.51	268,252.00	268,252.00	209,837.43	278,859.00	275,319.00	275,319.00	275,319.00

THE CITY OF PEEKSKILL
2024 Adopted Budget

Fiscal Year: 2024 Period From: 1 To: 12

Account	Description	2021 Actual	2022 Actual Per 1-12	Original 2023 Budget	Adjusted 2023 Budget	2023 Actual	2024 REQUESTED Stage	2024 RECOMMEND Stage	2024 CITY COUNC Stage	2024 ADOPTED Stage
Type E	Expense									
Dept 1620	CITY HALL									
001.1620.0101	PERSONNEL SERVICES - OVERTIME..	0.00	0.00	10,000.00	10,000.00	0.00	10,000.00	5,000.00	5,000.00	5,000.00
001.1620.0414	GAS, OIL, A/F..	691.06	958.82	600.00	600.00	591.49	600.00	500.00	500.00	500.00
001.1620.0428	CLEANING SUPPLIES..	6,053.68	1,780.97	4,000.00	4,000.00	2,231.32	4,000.00	2,000.00	2,000.00	2,000.00
001.1620.0440	TELEPHONE..	1,331.61	982.31	1,500.00	1,500.00	844.67	1,000.00	900.00	900.00	900.00
001.1620.0441	LIGHT & POWER..	17,175.50	22,321.79	23,455.00	23,455.00	18,009.64	25,600.00	26,973.00	26,973.00	26,973.00
001.1620.0442	HEAT..	7,476.59	19,416.57	19,574.00	19,574.00	8,996.58	19,000.00	22,510.00	22,510.00	22,510.00
001.1620.0459	BUILDING MAINTENANCE..									
Rank	Item Type	Sub								
1		GENERAL BUILDING MAINTENANCE					25,000.00	25,000.00	25,000.00	25,000.00
2		SUMP PUMPS					1,000.00	0.00	0.00	0.00
3		BACKFLOW PREVENTER DESIGN & INSTRALL					25,000.00	0.00	0.00	0.00
			19,291.31	80,040.50	28,000.00	30,476.03	51,000.00	25,000.00	25,000.00	25,000.00
001.1620.0467	EXTERMINATOR SERVICES..									
			240.00	895.00	1,500.00	950.00	1,700.00	900.00	900.00	900.00
001.1620.0475	CONTRACTS									
Rank	Item Type	Sub								
1		ALARM MAINT & MONITORING					1,500.00	1,500.00	1,500.00	1,500.00
2		ELEVATOR PM & INSPECTION					4,500.00	4,500.00	4,500.00	4,500.00
3		HVAC PMS					6,000.00	6,000.00	6,000.00	6,000.00
4		FIRE ALARM INSPECTIONS					1,400.00	1,400.00	1,400.00	1,400.00
5		FIRE EXTINGUISHER INSPECTION					700.00	700.00	700.00	700.00
6		OTHER CONTRACTS					5,900.00	5,900.00	5,900.00	5,900.00
			13,635.24	32,675.00	20,000.00	11,600.77	20,000.00	20,000.00	20,000.00	20,000.00
001.1620.0803	SOCIAL SECURITY..									
			1,513.91	2,021.73	765.00	729.49	0.00	383.00	383.00	383.00
Total Dept 1620										
CITY HALL										
			67,408.90	161,092.69	109,394.00	114,275.50	74,429.99	132,900.00	104,166.00	104,166.00

THE CITY OF PEEKSKILL
2024 Adopted Budget

Fiscal Year: 2024 Period From: 1 To: 12

Account	Description	2021 Actual	2022 Actual Per 1-12	Original 2023 Budget	Adjusted 2023 Budget	2023 Actual	2024 REQUESTED Stage	2024 RECOMMEND Stage	2024 CITY COUNC Stage	2024 ADOPTED Stage
Type E	Expense									
Dept 1630	BUILDING MAINTENANCE									
001.1630.0100	PERSONNEL SERVICES..									
Rank	Item Type Sub									
	1						63,433.00	0.00	0.00	0.00
	2						94,888.00	94,888.00	94,888.00	94,888.00
	3						329,530.00	329,530.00	329,530.00	329,530.00
	4						52,470.00	0.00	0.00	0.00
		379,772.48	370,388.65	455,999.00	455,999.00	328,261.13	540,321.00	424,418.00	424,418.00	424,418.00
001.1630.0101	PERSONNEL SERVICES - OVERTIME..									
		10,631.95	19,147.81	14,000.00	14,000.00	6,691.95	15,000.00	15,000.00	15,000.00	15,000.00
001.1630.0103	LONGEVITY..									
		5,300.00	5,550.00	5,300.00	5,300.00	5,550.00	5,550.00	5,550.00	5,550.00	5,550.00
001.1630.0104	PART-TIME									
		0.00	0.00	0.00	0.00	1,792.00	21,000.00	2,000.00	2,000.00	2,000.00
001.1630.0417	PAINT & SUPPLIES..									
		222.49	0.00	500.00	500.00	204.07	500.00	1,500.00	1,500.00	1,500.00
001.1630.0423	SMALL TOOLS OR EQUIPMENT..									
Rank	Item Type Sub									
	1						12,000.00	0.00	0.00	0.00
	2						3,000.00	2,000.00	2,000.00	2,000.00
		9.45	146.47	5,250.00	5,250.00	236.82	15,000.00	2,000.00	2,000.00	2,000.00
001.1630.0428	CLEANING SUPPLIES..									
		4,526.38	1,785.69	4,000.00	6,000.00	3,691.09	4,000.00	3,000.00	3,000.00	3,000.00
001.1630.0440	TELEPHONE..									
		6,878.56	3,008.51	11,000.00	11,000.00	2,543.35	4,000.00	3,500.00	3,500.00	3,500.00
001.1630.0441	LIGHT & POWER..									
		71,551.28	70,410.67	67,196.00	67,196.00	51,152.56	67,000.00	77,050.00	77,050.00	77,050.00
001.1630.0442	HEAT..									
		19,067.64	23,689.82	23,500.00	23,500.00	18,821.74	28,000.00	27,243.00	27,243.00	27,243.00
001.1630.0459	BUILDING MAINTENANCE..									
		96,702.15	85,574.04	39,000.00	40,556.50	42,422.67	40,556.00	35,000.00	35,000.00	35,000.00
001.1630.0467	EXTERMINATOR SERVICES..									
Rank	Item Type Sub									
	1						7,000.00	2,000.00	2,000.00	2,000.00
		420.00	965.00	2,000.00	2,000.00	2,485.87	7,000.00	2,000.00	2,000.00	2,000.00
001.1630.0800	MISC EMPLOYEE BENEFITS..									
		800.00	0.00	800.00	800.00	500.00	4,000.00	2,500.00	2,500.00	2,500.00
001.1630.0803	SOCIAL SECURITY..									
		29,164.98	28,954.50	39,932.00	39,932.00	24,835.03	44,513.00	34,193.00	34,193.00	34,193.00

Date Prepared: 11/15/2023 12:50 PM
Report Date: 11/15/2023
Account Table: 001
Alt. Sort Table:

THE CITY OF PEEKSKILL
2024 Adopted Budget

Fiscal Year: 2024 Period From: 1 To: 12

Account	Description	2021 Actual	2022 Actual Per 1-12	Original 2023 Budget	Adjusted 2023 Budget	2023 Actual	2024 REQUESTED Stage	2024 RECOMMEND Stage	2024 CITY COUNCIL Stage	2024 ADOPTED Stage
Type E	Expense									
Dept 1630	BUILDING MAINTENANCE									
Total Dept 1630										
BUILDING MAINTENANCE		625,047.36	609,621.16	668,477.00	672,033.50	489,188.28	796,440.00	634,954.00	634,954.00	634,954.00

THE CITY OF PEEKSKILL
2024 Adopted Budget

Fiscal Year: 2024 Period From: 1 To: 12

Account	Description	2021 Actual	2022 Actual Per 1-12	Original 2023 Budget	Adjusted 2023 Budget	2023 Actual	2024 REQUESTED Stage	2024 RECOMMEND Stage	2024 CITY COUNC Stage	2024 ADOPTED Stage
Type E	Expense									
Dept 1650	INFORMATION TECHNOLOGY									
001.1650.0100	PERSONNEL SERVICES..									
Rank	Item Type Sub									
	1						102,606.00	102,606.00	102,606.00	102,606.00
		89,656.52	90,624.32	100,594.00	100,594.00	79,613.58	102,606.00	102,606.00	102,606.00	102,606.00
001.1650.0101	PERSONNEL SERVICES - OVERTIME..									
		710.55	0.00	0.00	0.00	0.00	0.00	0.00	0.00	0.00
001.1650.0200	EQUIPMENT..									
Rank	Item Type Sub									
	1						50,000.00	50,000.00	50,000.00	50,000.00
	2						10,000.00	10,000.00	10,000.00	10,000.00
		(716.77)	34,969.94	20,000.00	21,230.00	0.00	60,000.00	60,000.00	60,000.00	60,000.00
001.1650.0410	OFFICE SUPPLIES..									
		172.65	1,232.71	1,000.00	1,000.00	539.88	750.00	750.00	750.00	750.00
001.1650.0414	GAS, OIL, A/F									
		0.00	0.00	0.00	0.00	0.00	500.00	0.00	0.00	0.00
001.1650.0440	TELEPHONE..									
		17,061.04	17,042.25	18,000.00	18,000.00	15,318.52	18,000.00	17,500.00	17,500.00	17,500.00
001.1650.0445	CONFERENCES & EDUCATION..									
		0.00	0.00	0.00	0.00	0.00	500.00	0.00	0.00	0.00
001.1650.0466	COMPUTER & IT SERVICES..									
Rank	Item Type Sub									
	1						15,000.00	15,000.00	15,000.00	15,000.00
	2						7,000.00	7,000.00	7,000.00	7,000.00
	3						8,000.00	8,000.00	8,000.00	8,000.00
		0.00	0.00	93,100.00	93,100.00	24,381.18	30,000.00	30,000.00	30,000.00	30,000.00
001.1650.0475	CONTRACTS..									
Rank	Item Type Sub									
	1						2,700.00	2,700.00	2,700.00	2,700.00
	2						3,000.00	3,000.00	3,000.00	3,000.00
	3						4,500.00	4,500.00	4,500.00	4,500.00
	4						8,500.00	8,500.00	8,500.00	8,500.00
	5						35,000.00	35,000.00	35,000.00	35,000.00
	6						32,000.00	32,000.00	32,000.00	32,000.00
	7						1,000.00	1,000.00	1,000.00	1,000.00
	8						5,000.00	5,000.00	5,000.00	5,000.00
	9						34,000.00	34,000.00	34,000.00	34,000.00
	10						8,000.00	8,000.00	8,000.00	8,000.00
		108,917.32	147,876.12	97,000.00	97,280.00	81,820.08	133,700.00	133,700.00	133,700.00	133,700.00
001.1650.0803	SOCIAL SECURITY..									

THE CITY OF PEEKSKILL
2024 Adopted Budget

Fiscal Year: 2024 Period From: 1 To: 12

Account	Description	2021 Actual	2022 Actual Per 1-12	Original 2023 Budget	Adjusted 2023 Budget	2023 Actual	2024 REQUESTED Stage	2024 RECOMMEND Stage	2024 CITY COUNC Stage	2024 ADOPTED Stage
Type E	Expense									
Dept 1650	INFORMATION TECHNOLOGY									
001.1650.0803	SOCIAL SECURITY..	6,913.24	6,932.83	6,929.00	6,929.00	5,982.23	7,849.00	7,849.00	7,849.00	7,849.00
001.1650.0808	ALTERNATIVE INSURANCE PAYMENTS	0.00	0.00	3,000.00	3,000.00	0.00	3,000.00	3,000.00	3,000.00	3,000.00
Total Dept 1650	INFORMATION TECHNOLOGY	222,714.55	298,678.17	339,623.00	341,133.00	207,655.47	356,905.00	355,405.00	355,405.00	355,405.00

Date Prepared: 11/15/2023 12:50 PM
Report Date: 11/15/2023
Account Table: 001
Alt. Sort Table:

THE CITY OF PEEKSKILL
2024 Adopted Budget

Fiscal Year: 2024 Period From: 1 To: 12

Account	Description	2021 Actual	2022 Actual Per 1-12	Original 2023 Budget	Adjusted 2023 Budget	2023 Actual	2024 REQUESTED Stage	2024 RECOMMEND Stage	2024 CITY COUNCIL Stage	2024 ADOPTED Stage
Type E	Expense									
Dept 1670	CENTRAL COPYING									
001.1670.0400	OTHER EXPENSES..	1,302.37	4,954.14	5,000.00	5,000.00	0.00	5,000.00	5,000.00	5,000.00	5,000.00
Total Dept 1670										
CENTRAL COPYING		1,302.37	4,954.14	5,000.00	5,000.00	0.00	5,000.00	5,000.00	5,000.00	5,000.00

THE CITY OF PEEKSKILL
2024 Adopted Budget

Fiscal Year: 2024 Period From: 1 To: 12

Account	Description	2021 Actual	2022 Actual Per 1-12	Original 2023 Budget	Adjusted 2023 Budget	2023 Actual	2024 REQUESTED Stage	2024 RECOMMEND Stage	2024 CITY COUNC Stage	2024 ADOPTED Stage
Type E	Expense									
Dept 1671	CENTRAL MAILING									
001.1671.0400	OTHER EXPENSES..	10,246.61	29,011.06	16,000.00	16,000.00	21,908.97	22,000.00	32,000.00	32,000.00	32,000.00
Total Dept 1671										
CENTRAL MAILING		10,246.61	29,011.06	16,000.00	16,000.00	21,908.97	22,000.00	32,000.00	32,000.00	32,000.00

THE CITY OF PEEKSKILL
2024 Adopted Budget

Fiscal Year: 2024 Period From: 1 To: 12

Account	Description	2021 Actual	2022 Actual Per 1-12	Original 2023 Budget	Adjusted 2023 Budget	2023 Actual	2024 REQUESTED Stage	2024 RECOMMEND Stage	2024 CITY COUNC Stage	2024 ADOPTED Stage
Type E	Expense									
Dept 1900	SPECIAL ITEMS									
001.1900.1910	UNALLOCATED INSURANCE..									
	856,125.00	507,530.36	527,308.00	527,308.00	41,689.00	580,100.00	580,100.00	580,100.00	580,100.00	580,100.00
001.1900.1920	ASSOCIATION DUES..									
	12,478.00	7,286.00	6,500.00	6,500.00	7,286.00	7,000.00	7,000.00	7,000.00	7,000.00	7,000.00
001.1900.1930	JUDGMENTS & CLAIMS..									
	15,000.00	0.00	125,000.00	125,000.00	2,000.00	125,000.00	100,000.00	100,000.00	100,000.00	100,000.00
001.1900.1930.0200	JUDGMENTS & CLAIMS.TAX CERTS									
	67,380.25	691.98	122,290.00	122,290.00	201,747.71	125,000.00	100,000.00	100,000.00	100,000.00	100,000.00
001.1900.1950	TAXES ON CITY PROPERTY..									
	79.29	0.00	35,000.00	35,000.00	0.00	35,000.00	35,000.00	35,000.00	35,000.00	35,000.00
001.1900.1970	CONSULTANT SERVICES..									
	0.00	0.00	0.00	19,015.00	12,000.00	30,000.00	30,000.00	30,000.00	30,000.00	30,000.00
001.1900.1971	SPECIAL COUNSEL ACCOUNT..									
	184,184.57	375,864.62	180,000.00	180,000.00	154,940.31	125,000.00	100,000.00	100,000.00	100,000.00	100,000.00
001.1900.1990	CONTINGENT..									
	0.00	0.00	200,000.00	118,985.00	0.00	100,000.00	115,000.00	180,046.00	180,046.00	180,046.00
Total Dept 1900										
SPECIAL ITEMS		1,135,247.11	891,372.96	1,196,098.00	1,134,098.00	419,663.02	1,127,100.00	1,067,100.00	1,132,146.00	1,132,146.00

THE CITY OF PEEKSKILL
2024 Adopted Budget

Fiscal Year: 2024 Period From: 1 To: 12

Account	Description	2021 Actual	2022 Actual Per 1-12	Original 2023 Budget	Adjusted 2023 Budget	2023 Actual	2024 REQUESTED Stage	2024 RECOMMEND Stage	2024 CITY COUNC Stage	2024 ADOPTED Stage
Type E	Expense									
Dept 3120	POLICE									
001.3120.0100	PERSONNEL SERVICES..									
Rank	Item Type Sub									
	1 CHIEF						193,800.00	193,800.00	193,800.00	193,800.00
	2 LIEUTENANTS (4, 1 VACANT)						636,356.00	636,356.00	636,356.00	636,356.00
	3 DETECTIVES (6, 1 VACANT)						778,112.00	646,998.00	646,998.00	646,998.00
	4 SERGEANTS (9)						1,223,766.00	1,223,766.00	1,223,766.00	1,223,766.00
	5 OFFICERS (36)						3,940,798.00	3,940,798.00	3,940,798.00	3,940,798.00
	6 OFFICERS (4 VACANT)						215,588.00	215,588.00	215,588.00	215,588.00
	7 COMMUNITY SERVICE OFFICER						53,897.00	0.00	0.00	0.00
	8 SENIOR OFFICE ASSISTANT						60,817.00	60,817.00	60,817.00	60,817.00
	9 SENIOR DATA ENTRY OPERATOR						71,061.00	71,061.00	71,061.00	71,061.00
	10 DATA ENTRY OPERATOR						67,120.00	67,120.00	67,120.00	67,120.00
	11 PARKING ENFORCEMENT OFFICERS (2, 1 VACANT)						125,905.00	125,905.00	125,905.00	125,905.00
	12 POLICE DISPATCHERS (4, 1 VACANT)						289,023.00	228,206.00	228,206.00	228,206.00
		5,456,619.88	6,501,554.37	7,066,132.00	7,066,132.00	5,107,205.22	7,656,243.00	7,410,415.00	7,410,415.00	7,410,415.00
001.3120.0101	PERSONNEL SERVICES - OVERTIME..									
		612,856.75	811,054.53	450,000.00	450,000.00	586,183.67	700,000.00	420,000.00	420,000.00	420,000.00
001.3120.0102	PERSONNEL SERVICES - HOLIDAY..									
		224,023.02	275,462.44	327,692.00	327,692.00	5,530.10	300,000.00	344,077.00	344,077.00	344,077.00
001.3120.0103	LONGEVITY..									
		55,500.00	62,500.00	63,250.00	63,250.00	33,583.33	67,500.00	67,500.00	67,500.00	67,500.00
001.3120.0104	PART-TIME..									
		35,662.50	48,445.50	50,000.00	50,000.00	37,830.53	60,000.00	60,000.00	60,000.00	60,000.00
001.3120.0105	PERS SERV POL OT PRISONER TRANSPORT..									
		33,087.77	116,250.84	100,000.00	100,000.00	114,334.75	94,000.00	94,000.00	94,000.00	94,000.00
001.3120.0106	DIFFERENTIAL..									
		136,214.89	166,979.54	150,000.00	150,000.00	127,487.17	175,000.00	175,000.00	175,000.00	175,000.00
001.3120.0107	COURT..									
		16,184.76	29,637.20	42,000.00	42,000.00	35,265.08	55,000.00	40,000.00	40,000.00	40,000.00
001.3120.0119	SPECIAL EVENT OVERTIME									
		13,763.03	9,208.52	20,000.00	20,000.00	3,159.32	15,000.00	10,000.00	10,000.00	10,000.00
001.3120.0120	REIMBURSABLE OVERTIME									
		75,341.14	116,197.53	95,000.00	95,000.00	355,586.44	100,000.00	100,000.00	100,000.00	100,000.00
001.3120.0200	EQUIPMENT..									
Rank	Item Type Sub									
	1 GOOSETOWN - 10 RADIOS						11,000.00	11,000.00	11,000.00	11,000.00
		84,275.25	162,598.27	90,000.00	296,674.19	17,796.89	11,000.00	11,000.00	11,000.00	11,000.00
001.3120.0400	OTHER EXPENSES..DRUG									
		2,380.00	7,500.00	10,000.00	10,000.00	3,000.00	10,000.00	6,000.00	6,000.00	6,000.00

THE CITY OF PEEKSKILL
2024 Adopted Budget

Fiscal Year: 2024 Period From: 1 To: 12

Account	Description	2021 Actual	2022 Actual Per 1-12	Original 2023 Budget	Adjusted 2023 Budget	2023 Actual	2024 REQUESTED Stage	2024 RECOMMEND Stage	2024 CITY COUNC Stage	2024 ADOPTED Stage
Type E	Expense									
Dept 3120	POLICE									
001.3120.0400	OTHER EXPENSES..DRUG									
001.3120.0402	POSTAGE..	1,178.02	939.15	1,500.00	1,500.00	1,133.10	1,500.00	1,000.00	1,000.00	1,000.00
001.3120.0408	ABANDONED VEHICLE..	443.84	400.00	600.00	600.00	150.00	600.00	400.00	400.00	400.00
001.3120.0410	OFFICE SUPPLIES..	3,182.82	7,559.10	6,000.00	6,000.00	6,044.40	8,000.00	8,000.00	8,000.00	8,000.00
001.3120.0411	PRINTING..	209.98	1,383.45	1,400.00	1,400.00	937.14	1,400.00	1,400.00	1,400.00	1,400.00
001.3120.0412	PUBLICATIONS..	338.13	598.91	1,000.00	1,000.00	0.00	1,000.00	600.00	600.00	600.00
001.3120.0413	TIRES, TUBES, CHAINS..	4,632.49	12,190.77	7,000.00	7,000.00	4,387.06	7,000.00	7,000.00	7,000.00	7,000.00
001.3120.0414	GAS, OIL, A/F..	64,316.24	105,246.06	80,000.00	80,000.00	67,709.91	85,000.00	80,750.00	80,750.00	80,750.00
001.3120.0415	VEHICLE PARTS..	19,525.85	22,282.48	22,000.00	22,000.00	12,821.33	20,000.00	14,000.00	14,000.00	14,000.00
001.3120.0426	FOOD FOR PRISONERS..	683.50	1,818.50	1,500.00	1,500.00	1,406.50	2,000.00	1,250.00	1,250.00	1,250.00
001.3120.0428	CLEANING SUPPLIES..									
Rank	Item Type	Sub								
1			RAGS,MOP HEADS,BROOMS,DUSTPANS,SPONGES,BRUSHES, BLEACH, LYSOL,DUSTERS, DISINFECTANTS				3,000.00	2,750.00	2,750.00	2,750.00
			2,753.98	2,569.75	2,200.00	2,200.00	2,820.40	3,000.00	2,750.00	2,750.00
001.3120.0430	AMMUNITION..		7,005.17	15,306.50	14,000.00	14,000.00	12,215.53	14,000.00	13,500.00	13,500.00
001.3120.0431	POLICE DEPT. SUPPLIES..		26,641.13	27,037.20	30,000.00	30,000.00	24,989.40	30,000.00	28,000.00	28,000.00
001.3120.0440	TELEPHONE..		54,627.95	58,116.00	55,000.00	55,000.00	54,475.03	65,000.00	65,000.00	65,000.00
001.3120.0441	LIGHT & POWER..		37,439.72	54,163.12	49,500.00	49,500.00	42,548.35	60,000.00	60,000.00	60,000.00
001.3120.0442	HEAT..		22,534.07	39,983.99	32,000.00	32,000.00	30,100.47	43,000.00	42,000.00	42,000.00
001.3120.0445	CONFERENCES & EDUCATION..		12,000.00	34,648.41	49,000.00	24,000.00	21,122.19	49,000.00	49,000.00	49,000.00
001.3120.0446	TRAVEL..		99.63	1,829.08	2,500.00	2,500.00	1,883.83	2,500.00	2,000.00	2,000.00

THE CITY OF PEEKSKILL
2024 Adopted Budget

Fiscal Year: 2024 Period From: 1 To: 12

Account	Description	2021 Actual	2022 Actual Per 1-12	Original 2023 Budget	Adjusted 2023 Budget	2023 Actual	2024 REQUESTED Stage	2024 RECOMMEND Stage	2024 CITY COUNC Stage	2024 ADOPTED Stage
Type E	Expense									
Dept 3120	POLICE									
001.3120.0447	CONTRACT EDUCA. ALLOWANCE..									
		8,219.35	8,074.47	10,000.00	10,000.00	2,970.00	10,000.00	10,000.00	10,000.00	10,000.00
001.3120.0448	UNIFORM ALLOWANCE..									
		89,125.26	97,201.24	87,472.00	91,054.96	97,700.17	92,158.00	92,158.00	92,158.00	92,158.00
001.3120.0452	MAINTENANCE OF EQUIPMENT..									
		48,917.93	94,315.54	82,750.00	107,750.00	93,322.86	82,750.00	82,750.00	82,750.00	82,750.00
001.3120.0453	VEHICLE MAINTENANCE..									
		19,343.84	23,374.49	20,000.00	18,550.00	9,960.60	20,000.00	17,000.00	17,000.00	17,000.00
001.3120.0456	RADIO MAINTENANCE..									
		28,465.99	38,100.13	30,000.00	30,000.00	30,144.53	38,000.00	36,000.00	36,000.00	36,000.00
001.3120.0459	BUILDING MAINTENANCE..									
Rank	Item	Type	Sub							
	1		BOILER REPAIRS				3,500.00	3,500.00	3,500.00	3,500.00
	2		HEATING REPAIRS				5,000.00	5,000.00	5,000.00	5,000.00
	3		ELECTRIC REPAIRS				500.00	500.00	500.00	500.00
	4		BACKFLOW PREVENTER DESIGN & INSTALL				35,000.00	35,000.00	35,000.00	35,000.00
				20,445.41	114,222.29	25,000.00	51,081.50	81,243.37	44,000.00	44,000.00
001.3120.0467	EXTERMINATOR SERVICES..									
		900.00	1,845.00	1,200.00	1,950.00	1,711.99	1,700.00	1,700.00	1,700.00	1,700.00
001.3120.0471	MEMBERSHIP DUES..									
		915.00	965.00	1,200.00	1,200.00	1,180.00	1,200.00	1,200.00	1,200.00	1,200.00
001.3120.0800	MISC EMPLOYEE BENEFITS..									
		5,900.00	7,000.00	7,000.00	7,000.00	22,300.00	28,000.00	28,000.00	28,000.00	28,000.00
001.3120.0803	SOCIAL SECURITY..									
		498,530.11	553,899.81	639,852.00	639,852.00	465,967.51	705,540.00	667,156.00	667,156.00	667,156.00
001.3120.0804	WORKMENS COMPENSATION..									
		93,345.99	99,828.34	95,000.00	95,000.00	71,283.89	95,000.00	120,000.00	120,000.00	120,000.00
001.3120.0807	DENTAL..									
		91,278.35	63,761.20	90,000.00	90,000.00	71,274.76	80,000.00	80,000.00	80,000.00	80,000.00
001.3120.0808	ALTERNATIVE INSURANCE PAYMENTS..									
		14,350.00	7,666.65	11,500.00	11,500.00	1,916.66	8,500.00	8,500.00	8,500.00	8,500.00
001.3120.0814	POLICE LIFE INSURANCE									
		1,869.54	1,859.22	2,000.00	2,000.00	1,577.07	2,000.00	2,500.00	2,500.00	2,500.00
Total Dept 3120	POLICE									
		7,925,128.28	9,805,574.59	9,922,248.00	10,157,886.65	7,664,260.55	10,845,591.00	10,305,606.00	10,305,606.00	10,305,606.00

THE CITY OF PEEKSKILL
2024 Adopted Budget

Fiscal Year: 2024 Period From: 1 To: 12

Account	Description	2021 Actual	2022 Actual Per 1-12	Original 2023 Budget	Adjusted 2023 Budget	2023 Actual	2024 REQUESTED Stage	2024 RECOMMEND Stage	2024 CITY COUNC Stage	2024 ADOPTED Stage
Type E	Expense									
Dept 3310	ST SIGNS & HIGHWAY MARKINGS									
001.3310.0100	PERSONNEL SERVICES..									
Rank	Item Type Sub									
	1						81,559.00	81,559.00	81,559.00	81,559.00
	2						81,559.00	0.00	0.00	0.00
		70,076.72	83,884.82	119,938.00	119,938.00	57,970.97	163,118.00	81,559.00	81,559.00	81,559.00
001.3310.0101	PERSONNEL SERVICES - OVERTIME..									
		0.00	172.30	0.00	0.00	0.00	0.00	5,000.00	5,000.00	5,000.00
001.3310.0103	LONGEVITY..									
		1,250.00	1,250.00	1,250.00	1,250.00	1,250.00	1,250.00	1,250.00	1,250.00	1,250.00
001.3310.0400	OTHER EXPENSES..									
Rank	Item Type Sub									
	1						20,000.00	20,000.00	20,000.00	20,000.00
	2						8,000.00	8,000.00	8,000.00	8,000.00
	3						4,000.00	4,000.00	4,000.00	4,000.00
	4						4,000.00	4,000.00	4,000.00	4,000.00
	5						2,000.00	2,000.00	2,000.00	2,000.00
	6						5,000.00	5,000.00	5,000.00	5,000.00
		18,061.24	54,566.61	25,000.00	25,000.00	30,524.40	43,000.00	43,000.00	43,000.00	43,000.00
001.3310.0448	CLOTHING..									
		500.00	675.00	500.00	500.00	0.00	1,000.00	1,000.00	1,000.00	1,000.00
001.3310.0803	SOCIAL SECURITY..									
		5,351.89	6,339.55	9,235.00	9,235.00	4,309.30	12,574.00	6,717.00	6,717.00	6,717.00
Total Dept 3310	ST SIGNS & HIGHWAY MARKINGS									
		95,239.85	146,888.28	155,923.00	155,923.00	94,054.67	220,942.00	138,526.00	138,526.00	138,526.00

THE CITY OF PEEKSKILL
2024 Adopted Budget

Fiscal Year: 2024 Period From: 1 To: 12

Account	Description	2021 Actual	2022 Actual Per 1-12	Original 2023 Budget	Adjusted 2023 Budget	2023 Actual	2024 REQUESTED Stage	2024 RECOMMEND Stage	2024 CITY COUNC Stage	2024 ADOPTED Stage
Type E	Expense									
Dept 3410	FIRE DEPARTMENT									
001.3410.0100	PERSONNEL SERVICES..									
Rank	Item Type Sub									
	1 CHIEF						190,393.00	190,393.00	190,393.00	190,393.00
	2 LIEUTENANTS (5)						619,790.00	619,790.00	619,790.00	619,790.00
	3 FIREFIGHTER (21, 2 VACANT)						2,124,347.00	2,124,347.00	2,124,347.00	2,124,347.00
	4 ADMINISTRATIVE ASSISTANT						38,495.00	38,495.00	38,495.00	38,495.00
	5 VOLUNTEER CHIEF						7,000.00	7,000.00	7,000.00	7,000.00
	6 207A EMPLOYEES						82,252.00	82,252.00	82,252.00	82,252.00
		2,488,047.86	3,307,294.40	3,074,480.00	3,074,480.00	2,275,765.18	3,062,277.00	3,062,277.00	3,062,277.00	3,062,277.00
001.3410.0101	PERSONNEL SERVICES - OVERTIME..									
		434,143.59	555,694.72	325,000.00	325,000.00	405,309.02	325,000.00	325,000.00	325,000.00	325,000.00
001.3410.0102	PERSONNEL SERVICES - HOLIDAY..									
		101,066.41	121,945.72	112,000.00	112,000.00	2,391.21	179,007.00	180,000.00	180,000.00	180,000.00
001.3410.0103	LONGEVITY..									
		35,200.00	35,800.00	40,400.00	40,400.00	43,733.00	40,600.00	40,600.00	40,600.00	40,600.00
001.3410.0115	SCHEDULED QUARTERLY O/T..									
		111,098.08	119,016.95	136,069.00	136,069.00	62,244.71	137,207.00	137,207.00	137,207.00	137,207.00
001.3410.0116	CONTRACTUAL O/T..									
		0.00	0.00	99,684.00	99,684.00	0.00	105,544.00	105,544.00	80,544.00	80,544.00
001.3410.0117	PARAMEDIC STIPENDS									
		18,000.00	16,500.00	18,125.00	18,125.00	4,000.00	0.00	0.00	0.00	0.00
001.3410.0118	EMT STIPENDS									
		0.00	0.00	28,200.00	28,200.00	26,301.51	41,600.00	41,600.00	41,600.00	41,600.00
001.3410.0119	FIRE DEPT - WFS									
		0.00	0.00	149,657.00	149,657.00	241,060.75	224,037.00	224,037.00	224,037.00	224,037.00
001.3410.0200	EQUIPMENT..									
		82,926.76	70,522.38	105,000.00	167,175.95	160,424.49	105,000.00	105,000.00	105,000.00	105,000.00
001.3410.0402	POSTAGE..									
		21.89	139.59	0.00	0.00	134.51	100.00	100.00	100.00	100.00
001.3410.0410	OFFICE SUPPLIES..									
		1,645.61	2,908.21	3,000.00	3,000.00	1,699.97	3,000.00	3,000.00	3,000.00	3,000.00
001.3410.0413	TIRES, TUBES, CHAINS..									
		1,048.35	6,937.74	5,000.00	5,000.00	2,926.65	5,000.00	5,000.00	5,000.00	5,000.00
001.3410.0414	GAS, OIL, A/F..									
		17,637.69	28,425.19	16,000.00	16,000.00	18,970.66	16,706.00	16,706.00	16,706.00	16,706.00
001.3410.0415	VEHICLE PARTS..									
		8,989.66	10,880.09	14,000.00	14,000.00	10,016.44	14,000.00	14,000.00	14,000.00	14,000.00
001.3410.0428	CLEANING SUPPLIES..									

THE CITY OF PEEKSKILL
2024 Adopted Budget

Fiscal Year: 2024 Period From: 1 To: 12

Account	Description	2021 Actual	2022 Actual Per 1-12	Original 2023 Budget	Adjusted 2023 Budget	2023 Actual	2024 REQUESTED Stage	2024 RECOMMEND Stage	2024 CITY COUNC Stage	2024 ADOPTED Stage
Type E	Expense									
Dept 3410	FIRE DEPARTMENT									
001.3410.0466	COMPUTER SERVICES..									
	10,578.93	6,291.20	30,000.00	28,350.00	25,733.89	12,000.00	12,000.00	12,000.00	12,000.00	12,000.00
001.3410.0467	EXTERMINATOR SERVICES..									
	300.00	915.00	1,000.00	1,000.00	810.00	1,000.00	1,000.00	1,000.00	1,000.00	1,000.00
001.3410.0470	UNCLASSIFIED..									
	4,500.00	0.00	0.00	0.00	0.00	0.00	0.00	0.00	0.00	0.00
001.3410.0471	MEMBERSHIP DUES..									
	0.00	790.00	1,000.00	1,000.00	745.00	1,000.00	1,000.00	1,000.00	1,000.00	1,000.00
001.3410.0800	MISC EMPLOYEE BENEFITS..									
	0.00	0.00	0.00	0.00	1,800.00	0.00	0.00	0.00	0.00	0.00
001.3410.0803	SOCIAL SECURITY..									
	222,810.91	264,584.74	304,747.00	304,747.00	209,145.00	314,551.00	314,894.00	314,894.00	314,894.00	314,894.00
001.3410.0804	WORKMENS COMPENSATION..									
	20,392.73	35,976.29	24,000.00	24,000.00	20,403.94	40,000.00	40,000.00	40,000.00	40,000.00	40,000.00
001.3410.0806	TEAMSTERS WELFARE..									
	11,400.00	11,400.00	14,700.00	14,700.00	0.00	25,650.00	25,650.00	25,650.00	25,650.00	25,650.00
001.3410.0808	ALTERNATIVE INSURANCE PAYMENTS..									
	11,475.00	3,800.00	12,000.00	12,000.00	3,950.00	12,000.00	12,000.00	12,000.00	12,000.00	12,000.00
001.3410.0811	VOL. FIREPERSON SERVICE AWARD..									
	109,918.00	105,416.00	85,000.00	85,000.00	964.00	90,000.00	75,000.00	75,000.00	75,000.00	75,000.00
Total Dept 3410	FIRE DEPARTMENT									
		3,916,253.17	4,965,693.71	4,841,205.00	4,922,870.45	3,747,533.06	5,061,982.00	5,048,318.00	5,023,318.00	5,023,318.00

THE CITY OF PEEKSKILL
2024 Adopted Budget

Fiscal Year: 2024 Period From: 1 To: 12

Account	Description	2021 Actual	2022 Actual Per 1-12	Original 2023 Budget	Adjusted 2023 Budget	2023 Actual	2024 REQUESTED Stage	2024 RECOMMEND Stage	2024 CITY COUNC Stage	2024 ADOPTED Stage
Type E	Expense									
Dept 3510	ANIMAL CONTROL									
001.3510.0100	PERSONNEL SERVICES..									
Rank	Item Type Sub									
1	ANIMAL WARDEN						97,735.00	97,735.00	97,735.00	97,735.00
		91,068.82	89,366.03	97,318.00	97,318.00	77,527.18	97,735.00	97,735.00	97,735.00	97,735.00
001.3510.0101	PERSONNEL SERVICES - OVERTIME..	1,067.95	0.00	0.00	0.00	0.00	0.00	0.00	0.00	0.00
001.3510.0103	LONGEVITY..	2,100.00	2,100.00	2,100.00	2,100.00	2,100.00	2,100.00	2,100.00	2,100.00	2,100.00
001.3510.0200	EQUIPMENT..	535.47	0.00	2,000.00	2,000.00	564.03	1,000.00	500.00	500.00	500.00
001.3510.0425	ANIMAL FOOD..	1,096.62	1,128.82	1,500.00	1,500.00	471.79	1,100.00	300.00	300.00	300.00
001.3510.0443	SPCA CONTRACT..	10,372.48	10,104.00	12,500.00	12,500.00	3,174.00	10,000.00	10,000.00	10,000.00	10,000.00
001.3510.0448	UNIFORM ALLOWANCE..	500.00	22.00	500.00	500.00	0.00	500.00	500.00	500.00	500.00
001.3510.0450	MEDICAL EXPENSES..	1,304.05	337.55	1,500.00	1,500.00	410.92	1,500.00	750.00	750.00	750.00
001.3510.0803	SOCIAL SECURITY..	6,980.50	6,744.11	7,605.00	7,605.00	5,878.28	7,637.00	7,637.00	7,637.00	7,637.00
Total Dept 3510	ANIMAL CONTROL	115,025.89	109,802.51	125,023.00	125,023.00	90,126.20	121,572.00	119,522.00	119,522.00	119,522.00

THE CITY OF PEEKSKILL
2024 Adopted Budget

Fiscal Year: 2024 Period From: 1 To: 12

Account	Description	2021 Actual	2022 Actual Per 1-12	Original 2023 Budget	Adjusted 2023 Budget	2023 Actual	2024 REQUESTED Stage	2024 RECOMMEND Stage	2024 CITY COUNC Stage	2024 ADOPTED Stage
Type E	Expense									
Dept 3622	BUILDING & PLUMBING INSPECTION									
001.3622.0100	PERSONNEL SERVICES..									
Rank	Item Type Sub									
	1 BUILDING INSPECTOR						131,729.00	112,500.00	113,995.00	113,995.00
	2 ASSISTANT BUILDING INSPECTOR						94,888.00	94,888.00	94,888.00	94,888.00
	3 ASSISTANT BUILDING INSPECTOR						92,727.00	92,727.00	92,727.00	92,727.00
	4 CODE ENFORCEMENT OFFICER						87,765.00	87,765.00	87,765.00	87,765.00
	5 SENIOR OFFICE ASSISTANT						76,990.00	76,990.00	76,990.00	76,990.00
	6 PLUMBING INSPECTOR						76,636.00	76,636.00	76,636.00	76,636.00
	7 FIRE INSPECTOR TRAINEE (VACANT)						63,433.00	63,433.00	0.00	0.00
	8 FIRE INSPECTOR STIPEND						0.00	0.00	18,000.00	18,000.00
		449,829.20	441,934.25	586,723.00	586,723.00	392,140.83	624,168.00	604,939.00	561,001.00	561,001.00
001.3622.0101	PERSONNEL SERVICES - OVERTIME..	0.00	280.81	5,000.00	5,000.00	70.20	5,000.00	5,000.00	5,000.00	5,000.00
001.3622.0103	LONGEVITY..	2,100.00	2,100.00	2,100.00	2,100.00	2,100.00	2,100.00	2,100.00	2,100.00	2,100.00
001.3622.0200	EQUIPMENT..									
Rank	Item Type Sub									
	1 VEHICLE						40,000.00	40,000.00	0.00	0.00
	2 EQUIPMENT						7,000.00	7,000.00	7,000.00	7,000.00
		0.00	514.00	7,500.00	7,500.00	72,527.13	47,000.00	47,000.00	7,000.00	7,000.00
001.3622.0402	POSTAGE..	3,159.79	4,402.37	3,600.00	3,600.00	4,143.70	4,000.00	2,800.00	2,800.00	2,800.00
001.3622.0410	OFFICE SUPPLIES..	2,209.95	2,512.58	3,000.00	3,850.00	1,951.21	3,500.00	3,500.00	3,500.00	3,500.00
001.3622.0411	PRINTING..	342.06	120.00	400.00	400.00	75.00	550.00	150.00	150.00	150.00
001.3622.0412	PUBLICATIONS..	0.00	0.00	3,000.00	3,000.00	63.00	3,000.00	3,000.00	3,000.00	3,000.00
001.3622.0414	GAS, OIL, A/F..	1,452.86	2,803.19	2,000.00	2,000.00	1,496.92	2,000.00	2,000.00	2,000.00	2,000.00
001.3622.0415	VEHICLE PARTS..	1,043.85	256.12	1,000.00	1,678.83	1,692.91	1,000.00	1,000.00	1,000.00	1,000.00
001.3622.0433	LEGAL EXPENSES & APPRAISAL	0.00	1,069.00	4,000.00	5,262.00	4,918.00	7,500.00	5,000.00	5,000.00	5,000.00
001.3622.0440	TELEPHONE..	3,664.63	3,967.94	4,000.00	4,000.00	3,051.89	4,000.00	4,000.00	4,000.00	4,000.00
001.3622.0445	CONFERENCES & EDUCATION..	1,466.13	2,317.61	4,800.00	2,859.17	359.17	4,000.00	2,500.00	2,500.00	2,500.00

THE CITY OF PEEKSKILL
2024 Adopted Budget

Fiscal Year: 2024 Period From: 1 To: 12

Account	Description	2021 Actual	2022 Actual Per 1-12	Original 2023 Budget	Adjusted 2023 Budget	2023 Actual	2024 REQUESTED Stage	2024 RECOMMEND Stage	2024 CITY COUNC Stage	2024 ADOPTED Stage
Type E	Expense									
Dept 3622	BUILDING & PLUMBING INSPECTION									
001.3622.0453	VEHICLE MAINTENANCE..									
		720.08	636.00	1,000.00	1,000.00	877.67	1,000.00	1,000.00	1,000.00	1,000.00
001.3622.0459	BUILDING MAINTENANCE..									
		34.98	0.00	0.00	0.00	0.00	0.00	0.00	0.00	0.00
001.3622.0470	UNCLASSIFIED..									
		0.00	5,447.25	0.00	0.00	0.00	0.00	0.00	0.00	0.00
001.3622.0471	MEMBERSHIP DUES..									
		181.00	1,571.00	3,500.00	3,500.00	175.00	3,500.00	3,500.00	3,500.00	3,500.00
001.3622.0800	MISC EMPLOYEE BENEFITS..									
		1,100.00	600.00	1,100.00	1,100.00	500.00	1,100.00	1,100.00	1,100.00	1,100.00
001.3622.0803	SOCIAL SECURITY..									
		33,315.04	32,405.87	45,045.00	45,045.00	28,620.54	48,292.00	46,821.00	46,821.00	46,821.00
Total Dept 3622	BUILDING & PLUMBING INSPECTION									
		500,619.57	502,937.99	677,768.00	678,618.00	514,763.17	761,710.00	735,410.00	651,472.00	651,472.00

THE CITY OF PEEKSKILL
2024 Adopted Budget

Fiscal Year: 2024 Period From: 1 To: 12

Account	Description	2021 Actual	2022 Actual Per 1-12	Original 2023 Budget	Adjusted 2023 Budget	2023 Actual	2024 REQUESTED Stage	2024 RECOMMEND Stage	2024 CITY COUNC Stage	2024 ADOPTED Stage
Type E	Expense									
Dept 3640	EMERGENCY MANAGEMENT									
001.3640.0100	PERSONNEL SERVICES..									
Rank	Item Type Sub									
1	OEM LIEUTENANT						159,089.00	159,089.00	159,089.00	159,089.00
		125,940.95	140.93	155,969.00	155,969.00	0.00	159,089.00	159,089.00	159,089.00	159,089.00
001.3640.0101	PERSONNEL SERVICES - OVERTIME..									
		7,664.76	0.00	10,000.00	10,000.00	0.00	10,000.00	10,000.00	10,000.00	10,000.00
001.3640.0102	PERSONNEL SERVICES - HOLIDAY..									
		0.00	0.00	7,500.00	7,500.00	0.00	7,500.00	7,500.00	7,500.00	7,500.00
001.3640.0103	LONGEVITY..									
		0.00	0.00	2,600.00	2,600.00	0.00	2,600.00	2,600.00	2,600.00	2,600.00
001.3640.0200	EQUIPMENT & CAPITAL OUTLAY..									
		3,145.00	2,591.48	5,000.00	6,791.48	4,686.48	29,000.00	4,500.00	4,500.00	4,500.00
001.3640.0448	UNIFORM ALLOWNACE..									
		0.00	208.52	1,562.00	3,353.48	1,791.48	1,562.00	1,562.00	1,562.00	1,562.00
001.3640.0803	SOCIAL SECURITY..									
		9,810.84	10.78	13,469.00	13,469.00	0.00	13,708.00	13,708.00	13,708.00	13,708.00
Total Dept 3640	EMERGENCY MANAGEMENT									
		146,561.55	2,951.71	196,100.00	199,682.96	6,477.96	223,459.00	198,959.00	198,959.00	198,959.00

THE CITY OF PEEKSKILL
2024 Adopted Budget

Fiscal Year: 2024 Period From: 1 To: 12

Account	Description	2021 Actual	2022 Actual Per 1-12	Original 2023 Budget	Adjusted 2023 Budget	2023 Actual	2024 REQUESTED Stage	2024 RECOMMEND Stage	2024 CITY COUNC Stage	2024 ADOPTED Stage
Type E	Expense									
Dept 4540	AMBULANCE									
001.4540.0400	OTHER EXPENSES..BLS									
		80,000.00	90,000.00	80,000.00	80,000.00	0.00	250,000.00	250,000.00	250,000.00	250,000.00
001.4540.0475	CONTRACTS ALS..									
		0.00	533,993.28	650,000.00	650,000.00	0.00	600,000.00	500,000.00	500,000.00	500,000.00
001.4540.0813	VOL. AMBULANCE SERVICE AWARD..									
		70,458.00	0.00	42,000.00	42,000.00	0.00	42,000.00	42,000.00	42,000.00	42,000.00
Total Dept 4540										
AMBULANCE										
		150,458.00	623,993.28	772,000.00	772,000.00	0.00	892,000.00	792,000.00	792,000.00	792,000.00

THE CITY OF PEEKSKILL
2024 Adopted Budget

Fiscal Year: 2024 Period From: 1 To: 12

Account	Description	2021 Actual	2022 Actual Per 1-12	Original 2023 Budget	Adjusted 2023 Budget	2023 Actual	2024 REQUESTED Stage	2024 RECOMMEND Stage	2024 CITY COUNC Stage	2024 ADOPTED Stage
Type E	Expense									
Dept 5110	STREET MAINTENANCE									
001.5110.0100	PERSONNEL SERVICES..									
Rank	Item Type Sub									
	1						117,565.00	117,565.00	117,565.00	117,565.00
	2						367,584.00	367,584.00	367,584.00	367,584.00
	3						397,805.00	397,805.00	397,805.00	397,805.00
		760,926.69	945,436.01	859,299.00	859,299.00	600,831.90	882,954.00	882,954.00	882,954.00	882,954.00
001.5110.0101	PERSONNEL SERVICES - OVERTIME..									
		12,558.75	22,040.66	17,500.00	17,500.00	29,114.56	25,000.00	25,000.00	25,000.00	25,000.00
001.5110.0103	LONGEVITY..									
		6,000.00	7,000.00	7,250.00	7,250.00	4,500.00	7,250.00	7,250.00	7,250.00	7,250.00
001.5110.0104	PART-TIME..									
		346.00	28,245.44	15,000.00	15,000.00	67,686.40	75,000.00	75,000.00	75,000.00	75,000.00
001.5110.0200	EQUIPMENT..									
		4,956.41	151,874.86	15,000.00	82,941.40	76,198.66	15,000.00	15,000.00	15,000.00	15,000.00
001.5110.0410	OFFICE SUPPLIES..									
		0.00	1,117.07	500.00	500.00	261.45	500.00	500.00	500.00	500.00
001.5110.0413	TIRES, TUBES, CHAINS..									
		2,383.36	3,515.26	3,000.00	3,000.00	1,953.95	3,000.00	3,000.00	3,000.00	3,000.00
001.5110.0414	GAS, OIL, A/F..									
		57,377.21	87,995.82	65,000.00	65,000.00	58,517.08	75,000.00	70,000.00	70,000.00	70,000.00
001.5110.0415	VEHICLE PARTS..									
		20,363.95	18,326.93	18,000.00	18,000.00	24,003.71	18,000.00	17,500.00	17,500.00	17,500.00
001.5110.0418	STREET REPAIR MATERIALS..									
		15,949.55	18,603.90	27,500.00	27,500.00	26,163.89	360,000.00	360,000.00	360,000.00	360,000.00
001.5110.0419	STREETS & SIDEWALKS..									
		25,801.70	29,644.25	32,500.00	32,500.00	31,670.58	375,000.00	375,000.00	375,000.00	375,000.00
001.5110.0420	MANHOLE COVERS, BASINS..									
		1,866.46	3,432.68	3,750.00	3,750.00	1,083.00	3,750.00	3,750.00	3,750.00	3,750.00
001.5110.0428	CLEANING SUPPLIES..									
		550.15	182.42	500.00	500.00	0.00	500.00	500.00	500.00	500.00
001.5110.0440	TELEPHONE..									
		1,628.75	1,008.02	1,800.00	1,800.00	635.22	1,800.00	1,800.00	1,800.00	1,800.00
001.5110.0448	CLOTHING..									
		6,538.48	8,381.25	5,000.00	5,000.00	0.00	5,000.00	5,000.00	5,000.00	5,000.00
001.5110.0453	VEHICLE MAINTENANCE..									
		6,788.60	26,077.71	20,000.00	20,000.00	6,611.42	20,000.00	20,000.00	20,000.00	20,000.00
001.5110.0459	BUILDING MAINTENANCE..									
		5,434.85	9,261.54	31,000.00	31,000.00	7,745.13	31,000.00	20,000.00	20,000.00	20,000.00

THE CITY OF PEEKSKILL
2024 Adopted Budget

Fiscal Year: 2024 Period From: 1 To: 12

Account	Description	2021 Actual	2022 Actual Per 1-12	Original 2023 Budget	Adjusted 2023 Budget	2023 Actual	2024 REQUESTED Stage	2024 RECOMMEND Stage	2024 CITY COUNC Stage	2024 ADOPTED Stage
Type E	Expense									
Dept 5110	STREET MAINTENANCE									
001.5110.0464	RENTAL..	0.00	0.00	500.00	500.00	0.00	500.00	250.00	250.00	250.00
001.5110.0467	EXTERMINATOR SERVICES..	0.00	0.00	0.00	0.00	0.00	500.00	0.00	0.00	0.00
001.5110.0475	CONTRACTS	0.00	950.00	0.00	0.00	0.00	1,500.00	1,500.00	1,500.00	1,500.00
001.5110.0498	LANDSCAPING..	3,934.08	821.99	2,000.00	2,000.00	4,140.21	5,000.00	5,000.00	5,000.00	5,000.00
001.5110.0800	MISC EMPLOYEE BENEFITS..	500.00	800.00	500.00	500.00	0.00	1,000.00	1,000.00	1,000.00	1,000.00
001.5110.0803	SOCIAL SECURITY..	59,071.99	75,162.97	64,141.00	64,141.00	51,796.83	75,751.00	75,751.00	75,751.00	75,751.00
001.5110.0804	WORKMENS COMPENSATION..	21,989.62	3,268.36	25,000.00	25,000.00	18,164.75	20,000.00	20,000.00	20,000.00	20,000.00
Total Dept 5110	STREET MAINTENANCE	1,014,966.60	1,443,147.14	1,214,740.00	1,282,681.40	1,011,078.74	2,003,005.00	1,985,755.00	1,985,755.00	1,985,755.00

THE CITY OF PEEKSKILL
2024 Adopted Budget

Fiscal Year: 2024 Period From: 1 To: 12

Account	Description	2021 Actual	2022 Actual Per 1-12	Original 2023 Budget	Adjusted 2023 Budget	2023 Actual	2024 REQUESTED Stage	2024 RECOMMEND Stage	2024 CITY COUNC Stage	2024 ADOPTED Stage
Type E	Expense									
Dept 5132	CENTRAL GARAGE									
001.5132.0100	PERSONNEL SERVICES..									
Rank	Item Type Sub									
	1						95,603.00	95,603.00	95,603.00	95,603.00
	2						275,688.00	183,792.00	183,792.00	183,792.00
		244,137.48	291,395.69	318,962.00	318,962.00	203,854.13	371,291.00	279,395.00	279,395.00	279,395.00
001.5132.0101	PERSONNEL SERVICES - OVERTIME..									
		2,825.56	4,032.80	8,000.00	8,000.00	491.53	7,000.00	7,000.00	7,000.00	7,000.00
001.5132.0103	LONGEVITY..									
		2,500.00	3,500.00	2,500.00	2,500.00	1,250.00	1,250.00	1,250.00	1,250.00	1,250.00
001.5132.0200	EQUIPMENT..									
		0.00	835.00	0.00	0.00	74.30	14,000.00	14,000.00	14,000.00	14,000.00
001.5132.0413	TIRES, TUBES, CHAINS..									
		0.00	0.00	0.00	0.00	0.00	1,000.00	1,000.00	1,000.00	1,000.00
001.5132.0414	GAS, OIL, A/F..									
		0.00	0.00	0.00	0.00	60.00	400.00	150.00	150.00	150.00
001.5132.0415	VEHICLE PARTS..									
		150.95	377.72	500.00	500.00	642.22	2,000.00	2,000.00	2,000.00	2,000.00
001.5132.0423	SMALL TOOLS OR EQUIPMENT..									
		1,668.35	3,922.87	1,500.00	1,500.00	3,200.69	12,000.00	12,000.00	12,000.00	12,000.00
001.5132.0428	CLEANING SUPPLIES..									
		1,358.94	1,902.32	2,000.00	2,000.00	898.09	2,000.00	2,000.00	2,000.00	2,000.00
001.5132.0429	GAS,OIL,A/F HOLDING ACCOUNT									
		(4,023.22)	(19,059.47)	0.00	0.00	47,875.86	0.00	0.00	0.00	0.00
001.5132.0440	TELEPHONE..									
		2,342.05	1,739.88	4,000.00	4,000.00	1,452.07	2,000.00	2,000.00	2,000.00	2,000.00
001.5132.0441	LIGHT & POWER..									
		12,433.17	13,776.62	16,500.00	16,500.00	11,463.48	19,800.00	18,000.00	18,000.00	18,000.00
001.5132.0442	HEAT..									
		11,679.87	28,788.92	22,000.00	22,000.00	15,751.23	20,000.00	16,226.00	16,226.00	16,226.00
001.5132.0448	CLOTHING..									
		1,740.00	2,025.00	2,000.00	2,000.00	0.00	2,000.00	2,000.00	2,000.00	2,000.00
001.5132.0453	VEHICLE MAINTENANCE..									
		314.48	6.37	500.00	500.00	125.55	500.00	500.00	500.00	500.00
001.5132.0459	BUILDING MAINTENANCE..									
Rank	Item Type Sub									
	1						10,000.00	10,000.00	10,000.00	10,000.00
		3,216.16	5,319.43	10,000.00	10,000.00	6,733.76	10,000.00	10,000.00	10,000.00	10,000.00
001.5132.0467	EXTERMINATOR SERVICES..									

THE CITY OF PEEKSKILL
2024 Adopted Budget

Fiscal Year: 2024 Period From: 1 To: 12

Account	Description	2021 Actual	2022 Actual Per 1-12	Original 2023 Budget	Adjusted 2023 Budget	2023 Actual	2024 REQUESTED Stage	2024 RECOMMEND Stage	2024 CITY COUNC Stage	2024 ADOPTED Stage
Type E	Expense									
Dept 5132	CENTRAL GARAGE									
001.5132.0467	EXTERMINATOR SERVICES..	1,560.00	2,180.00	1,500.00	1,500.00	1,350.00	1,500.00	1,500.00	1,500.00	1,500.00
001.5132.0487	CHEMICALS..	3,397.66	5,045.44	3,000.00	3,000.00	2,469.70	3,000.00	3,000.00	3,000.00	3,000.00
001.5132.0800	MISC EMPLOYEE BENEFITS..	0.00	0.00	0.00	0.00	0.00	1,000.00	1,000.00	1,000.00	1,000.00
001.5132.0803	SOCIAL SECURITY..	18,919.10	22,489.25	25,136.00	25,136.00	15,169.42	29,035.00	22,005.00	22,005.00	22,005.00
001.5132.0804	WORKMENS COMPENSATION..	0.00	0.00	800.00	800.00	0.00	800.00	800.00	800.00	800.00
Total Dept 5132										
CENTRAL GARAGE		304,220.55	368,277.84	418,898.00	418,898.00	312,862.03	500,576.00	395,826.00	395,826.00	395,826.00

THE CITY OF PEEKSKILL
2024 Adopted Budget

Fiscal Year: 2024 Period From: 1 To: 12

Account	Description	2021 Actual	2022 Actual Per 1-12	Original 2023 Budget	Adjusted 2023 Budget	2023 Actual	2024 REQUESTED Stage	2024 RECOMMEND Stage	2024 CITY COUNC Stage	2024 ADOPTED Stage
Type E	Expense									
Dept 5142	SNOW REMOVAL									
001.5142.0101	PERSONNEL SERVICES - OVERTIME..	54,854.00	83,254.83	82,500.00	82,500.00	27,003.33	120,000.00	80,000.00	80,000.00	80,000.00
001.5142.0200	EQUIPMENT..	1,031.23	0.00	2,000.00	2,000.00	0.00	2,000.00	2,000.00	2,000.00	2,000.00
001.5142.0413	TIRES, TUBES, CHAINS..									
Rank	Item Type Sub									
1	PLOW TIRES						6,000.00	6,000.00	6,000.00	6,000.00
2	LOADER TIRES						5,000.00	5,000.00	5,000.00	5,000.00
3	BACKHOE TIRES						4,000.00	4,000.00	4,000.00	4,000.00
4	SKIDSTEER TIRES						2,000.00	2,000.00	2,000.00	2,000.00
		10,475.29	14,092.32	10,000.00	10,779.63	21,555.62	17,000.00	17,000.00	17,000.00	17,000.00
001.5142.0414	GAS, OIL, A/F..	394.29	65.52	2,000.00	2,000.00	722.32	2,500.00	2,500.00	2,500.00	2,500.00
001.5142.0415	VEHICLE PARTS..	30,271.30	36,555.47	30,000.00	30,000.00	20,125.69	30,000.00	20,000.00	20,000.00	20,000.00
001.5142.0422	ABRASIVES..	118,580.70	180,977.49	200,000.00	200,000.00	86,255.80	200,000.00	175,000.00	175,000.00	175,000.00
001.5142.0453	VEHICLE MAINTENANCE..	13,407.07	7,100.55	15,000.00	15,000.00	4,546.87	15,000.00	10,000.00	10,000.00	10,000.00
001.5142.0803	SOCIAL SECURITY..	4,138.78	6,258.31	6,311.00	6,311.00	1,994.14	9,180.00	6,120.00	6,120.00	6,120.00
Total Dept 5142	SNOW REMOVAL	233,152.66	328,304.49	347,811.00	348,590.63	162,203.77	395,680.00	312,620.00	312,620.00	312,620.00

THE CITY OF PEEKSKILL
2024 Adopted Budget

Fiscal Year: 2024 Period From: 1 To: 12

Account	Description	2021 Actual	2022 Actual Per 1-12	Original 2023 Budget	Adjusted 2023 Budget	2023 Actual	2024 REQUESTED Stage	2024 RECOMMEND Stage	2024 CITY COUNC Stage	2024 ADOPTED Stage
Type E	Expense									
Dept 5182	STREET LIGHTING									
001.5182.0100	PERSONNEL SERVICES..	0.00	309.94	18,368.00	18,368.00	0.00	18,368.00	5,000.00	5,000.00	5,000.00
001.5182.0414	GAS, OIL, A/F..	0.00	0.00	1,000.00	1,000.00	0.00	1,486.00	1,500.00	1,500.00	1,500.00
001.5182.0427	LIGHT BULBS..									
Rank	Item	Type	Sub							
	1		SIGNAL UPGRADES				25,000.00	0.00	0.00	0.00
	2		LIGHTS, POLES				15,000.00	15,000.00	15,000.00	15,000.00
	3		SIGNAL MAINTENANCE CONTRACT				5,000.00	0.00	0.00	0.00
	4		WIRES/ELECTRICAL				4,000.00	0.00	0.00	0.00
	5		LEDs				1,000.00	0.00	0.00	0.00
				10,159.60	25,907.50	10,000.00	10,000.00	23,864.98	50,000.00	15,000.00
001.5182.0441	LIGHT & POWER..	301,252.94	314,038.29	218,077.00	218,077.00	188,591.45	293,000.00	250,789.00	250,789.00	250,789.00
001.5182.0803	SOCIAL SECURITY..	0.00	22.96	490.00	490.00	0.00	1,405.00	375.00	375.00	375.00
Total Dept 5182	STREET LIGHTING	311,412.54	340,278.69	247,935.00	247,935.00	212,456.43	364,259.00	272,664.00	272,664.00	272,664.00

THE CITY OF PEEKSKILL
2024 Adopted Budget

Fiscal Year: 2024 Period From: 1 To: 12

Account		Description	2021 Actual	2022 Actual Per 1-12	Original 2023 Budget	Adjusted 2023 Budget	2023 Actual	2024 REQUESTED Stage	2024 RECOMMEND Stage	2024 CITY COUNCIL Stage	2024 ADOPTED Stage
Type E		Expense									
Dept 5650		PARKING LOT MAINTENANCE									
001.5650.0100		PERSONNEL SERVICES..									
Rank	Item	Type	Sub								
	1		LABORER					74,266.00	74,266.00	74,266.00	74,266.00
				69,282.02	84,290.12	78,001.00	78,001.00	57,870.77	74,266.00	74,266.00	74,266.00
001.5650.0103		LONGEVITY..									
				1,250.00	1,500.00	1,500.00	1,500.00	1,500.00	1,500.00	1,500.00	1,500.00
001.5650.0410		OPERATING SUPPLIES..									
				618.00	7,620.35	2,500.00	2,500.00	2,697.77	2,500.00	3,500.00	3,500.00
001.5650.0441		LIGHT & POWER..									
				16,767.99	20,885.80	18,000.00	18,000.00	18,131.96	28,500.00	28,750.00	28,750.00
001.5650.0459		BUILDING MAINTENANCE..									
				7,625.48	17,633.71	12,500.00	12,500.00	23,961.97	12,500.00	7,500.00	7,500.00
001.5650.0475		CONTRACTS									
				71,052.65	63,807.57	70,000.00	70,000.00	60,783.07	70,000.00	70,000.00	70,000.00
001.5650.0495		METER PARTS..									
				10,559.78	103,609.22	10,000.00	17,370.69	46,348.06	10,000.00	12,500.00	12,500.00
001.5650.0803		SOCIAL SECURITY..									
				5,285.97	6,352.60	6,082.00	6,082.00	4,319.10	5,797.00	5,682.00	5,682.00
Total Dept 5650		PARKING LOT MAINTENANCE									
				182,441.89	305,699.37	198,583.00	205,953.69	215,612.70	205,063.00	203,698.00	203,698.00

THE CITY OF PEEKSKILL
2024 Adopted Budget

Fiscal Year: 2024 Period From: 1 To: 12

Account	Description	2021 Actual	2022 Actual Per 1-12	Original 2023 Budget	Adjusted 2023 Budget	2023 Actual	2024 REQUESTED Stage	2024 RECOMMEND Stage	2024 CITY COUNC Stage	2024 ADOPTED Stage
Type E	Expense									
Dept 7020	RECREATION ADMINISTRATION									
001.7020.0100	PERSONNEL SERVICES..									
Rank	Item Type Sub									
	1						106,572.00	106,572.00	106,572.00	106,572.00
	2						74,226.00	74,226.00	74,226.00	74,226.00
	3						76,131.00	76,131.00	76,131.00	76,131.00
	4						69,670.00	69,670.00	69,670.00	69,670.00
		256,929.02	281,754.93	324,449.00	324,449.00	240,143.78	326,599.00	326,599.00	326,599.00	326,599.00
001.7020.0104	PART-TIME	0.00	5,130.00	5,000.00	5,000.00	7,143.75	6,000.00	6,000.00	6,000.00	6,000.00
001.7020.0200	EQUIPMENT..									
Rank	Item Type Sub									
	1						3,000.00	0.00	0.00	0.00
		0.00	204.90	0.00	0.00	0.00	3,000.00	0.00	0.00	0.00
001.7020.0402	POSTAGE..	217.21	267.49	600.00	600.00	289.92	400.00	400.00	300.00	300.00
001.7020.0410	OFFICE SUPPLIES..	1,693.37	2,362.32	4,500.00	4,500.00	2,370.03	2,500.00	2,000.00	2,000.00	2,000.00
001.7020.0414	GAS, OIL, A/F..	0.00	157.12	900.00	900.00	45.85	500.00	500.00	250.00	250.00
001.7020.0440	TELEPHONE..	5,137.62	3,321.37	3,500.00	3,500.00	3,014.11	3,500.00	3,500.00	3,000.00	3,000.00
001.7020.0452	MAINTENANCE OF EQUIPMENT..	3,619.79	7,538.31	4,000.00	4,000.00	3,260.47	4,000.00	4,000.00	3,200.00	3,200.00
001.7020.0459	BUILDING MAINTENANCE..	1,551.16	1,210.83	1,500.00	1,500.00	805.52	4,000.00	4,000.00	2,500.00	2,500.00
001.7020.0466	COMPUTER SERVICES..	0.00	0.00	5,500.00	5,500.00	5,300.00	5,500.00	5,300.00	5,300.00	5,300.00
001.7020.0470	UNCLASSIFIED..	5,015.00	0.00	0.00	0.00	0.00	0.00	500.00	250.00	250.00
001.7020.0471	MEMBERSHIP DUES..									
Rank	Item Type Sub									
	1						1,800.00	1,800.00	900.00	900.00
	2						0.00	0.00	0.00	0.00
		1,025.00	565.00	1,800.00	1,800.00	920.00	1,800.00	1,800.00	900.00	900.00
001.7020.0800	MISC EMPLOYEE BENEFITS..	800.00	0.00	0.00	0.00	1,000.00	1,000.00	1,000.00	1,000.00	1,000.00
001.7020.0803	SOCIAL SECURITY..	18,572.78	20,606.75	25,203.00	25,203.00	17,837.48	25,444.00	25,444.00	25,444.00	25,444.00

THE CITY OF PEEKSKILL
2024 Adopted Budget

Alt. Sort Table: Fiscal Year: 2024 Period From: 1 To: 12

Account	Description	2021 Actual	2022 Actual Per 1-12	Original 2023 Budget	Adjusted 2023 Budget	2023 Actual	2024 REQUESTED Stage	2024 RECOMMEND Stage	2024 CITY COUNCIL Stage	2024 ADOPTED Stage
Type E	Expense									
Dept 7020	RECREATION ADMINISTRATION									
Total Dept 7020										
RECREATION ADMINISTRATION										
		294,560.95	323,119.02	376,952.00	376,952.00	282,130.91	384,243.00	381,043.00	376,743.00	376,743.00

THE CITY OF PEEKSKILL
2024 Adopted Budget

Fiscal Year: 2024 Period From: 1 To: 12

Account	Description	2021 Actual	2022 Actual Per 1-12	Original 2023 Budget	Adjusted 2023 Budget	2023 Actual	2024 REQUESTED Stage	2024 RECOMMEND Stage	2024 CITY COUNC Stage	2024 ADOPTED Stage
Type E	Expense									
Dept 7110	PARK MAINTENANCE									
001.7110.0100	PERSONNEL SERVICES..									
Rank	Item Type Sub									
	1						95,603.00	95,603.00	95,603.00	95,603.00
	2						171,444.00	85,722.00	85,722.00	85,722.00
	3						551,632.00	477,366.00	477,366.00	477,366.00
		489,761.90	599,703.56	807,013.00	807,013.00	448,240.38	818,679.00	658,691.00	658,691.00	658,691.00
001.7110.0101	PERSONNEL SERVICES - OVERTIME..									
		38,534.59	41,618.73	40,000.00	40,000.00	24,754.12	44,000.00	44,000.00	44,000.00	44,000.00
001.7110.0103	LONGEVITY..									
		9,000.00	9,000.00	9,000.00	9,000.00	8,750.00	6,500.00	6,500.00	6,500.00	6,500.00
001.7110.0200	EQUIPMENT..									
Rank	Item Type Sub									
	1						20,000.00	0.00	0.00	0.00
	2						15,000.00	0.00	0.00	0.00
	3						15,000.00	0.00	0.00	0.00
	4						15,000.00	0.00	0.00	0.00
		0.00	0.00	0.00	129,153.61	183,612.19	65,000.00	0.00	0.00	0.00
001.7110.0413	TIRES, TUBES, CHAINS..									
		1,914.60	3,040.65	2,500.00	2,500.00	3,374.70	2,500.00	2,500.00	2,500.00	2,500.00
001.7110.0414	GAS, OIL, A/F..									
		13,286.70	22,951.24	16,750.00	16,750.00	14,615.74	23,000.00	23,000.00	23,000.00	23,000.00
001.7110.0415	VEHICLE PARTS..									
		9,343.30	7,288.70	9,000.00	9,000.00	9,249.24	7,000.00	7,000.00	7,000.00	7,000.00
001.7110.0423	SMALL TOOLS OR EQUIPMENT..									
Rank	Item Type Sub									
	1						1,500.00	1,500.00	1,500.00	1,500.00
	2						1,200.00	1,200.00	1,200.00	1,200.00
	3						5,300.00	5,300.00	5,300.00	5,300.00
		1,516.88	5,734.92	6,015.00	6,015.00	2,119.83	8,000.00	8,000.00	8,000.00	8,000.00
001.7110.0428	CLEANING SUPPLIES..									
		5,730.69	3,908.67	2,500.00	2,500.00	2,063.60	4,000.00	4,000.00	4,000.00	4,000.00
001.7110.0435	STADIUM MAINTENANCE									
		3,180.52	7,156.93	8,500.00	8,500.00	4,976.31	8,500.00	8,000.00	8,000.00	8,000.00
001.7110.0440	TELEPHONE..									
		1,786.00	1,834.72	2,000.00	2,000.00	1,579.37	2,000.00	2,000.00	2,000.00	2,000.00
001.7110.0441	LIGHT & POWER..									
		23,582.33	26,265.86	25,500.00	25,500.00	13,878.82	33,860.00	24,204.00	24,204.00	24,204.00
001.7110.0442	HEAT..									

THE CITY OF PEEKSKILL
2024 Adopted Budget

Fiscal Year: 2024 Period From: 1 To: 12

Account	Description	2021 Actual	2022 Actual Per 1-12	Original 2023 Budget	Adjusted 2023 Budget	2023 Actual	2024 REQUESTED Stage	2024 RECOMMEND Stage	2024 CITY COUNC Stage	2024 ADOPTED Stage
Type E	Expense									
Dept 7110	PARK MAINTENANCE									
001.7110.0442	HEAT..	10,550.74	12,608.51	16,000.00	16,000.00	9,015.91	16,100.00	16,100.00	16,100.00	16,100.00
001.7110.0443	LOUISA BALLFIELD LIGHTING..	34,170.70	39,589.55	35,339.00	35,339.00	30,976.50	39,000.00	39,000.00	39,000.00	39,000.00
001.7110.0448	CLOTHING..	2,500.00	4,950.00	2,500.00	2,500.00	0.00	4,000.00	4,000.00	4,000.00	4,000.00
001.7110.0453	VEHICLE MAINTENANCE..	4,017.35	3,364.27	4,000.00	4,000.00	4,102.72	4,000.00	4,000.00	4,000.00	4,000.00
001.7110.0457	PARK MAINTENANCE..	11,564.82	44,210.55	30,000.00	30,000.00	18,513.09	30,000.00	25,000.00	25,000.00	25,000.00
001.7110.0459	BUILDING MAINTENANCE..	6,089.32	15,122.86	12,500.00	12,500.00	7,308.19	12,500.00	12,500.00	12,500.00	12,500.00
001.7110.0460	PARK INSPECTIONS	0.00	0.00	5,500.00	5,500.00	800.00	5,500.00	5,500.00	5,500.00	5,500.00
001.7110.0487	CHEMICALS..	60.86	22.58	250.00	250.00	0.00	250.00	250.00	250.00	250.00
001.7110.0498	DOWNTOWN MAINT..	0.00	0.00	2,250.00	2,250.00	709.72	2,250.00	2,250.00	2,250.00	2,250.00
001.7110.0800	MISC EMPLOYEE BENEFITS..	0.00	0.00	0.00	0.00	0.00	1,000.00	1,000.00	1,000.00	1,000.00
001.7110.0803	SOCIAL SECURITY..	40,619.40	48,706.51	59,915.00	59,915.00	35,266.75	66,569.00	54,253.00	54,253.00	54,253.00
Total Dept 7110	PARK MAINTENANCE	707,210.70	897,078.81	1,097,032.00	1,226,185.61	823,907.18	1,204,208.00	951,748.00	951,748.00	951,748.00

THE CITY OF PEEKSKILL
2024 Adopted Budget

Fiscal Year: 2024 Period From: 1 To: 12

Account		Description	2021 Actual	2022 Actual Per 1-12	Original 2023 Budget	Adjusted 2023 Budget	2023 Actual	2024 REQUESTED Stage	2024 RECOMMEND Stage	2024 CITY COUNC Stage	2024 ADOPTED Stage
Type E		Expense									
Dept 7140		RECREATION PROGRAMS									
001.7140.0100		PERSONNEL SERVICES..									
			4,360.00	0.00	0.00	0.00	520.00	0.00	0.00	0.00	0.00
001.7140.0104		PART-TIME..									
Rank	Item Type	Sub									
	1	PART-TIME STAFF						200,000.00	165,000.00	200,288.00	200,288.00
			159,946.67	183,895.30	260,000.00	260,000.00	173,687.18	200,000.00	165,000.00	200,288.00	200,288.00
001.7140.0428		CLEANING SUPPLIES..									
			0.00	200.80	0.00	0.00	0.00	500.00	0.00	0.00	0.00
001.7140.0440		TELEPHONE..									
			101.87	180.00	200.00	200.00	0.00	200.00	500.00	0.00	0.00
001.7140.0470		UNCLASSIFIED..									
			0.00	0.00	0.00	0.00	0.00	23,000.00	23,000.00	20,000.00	20,000.00
001.7140.0488		RECREATION SUPPLIES..									
			12,266.18	26,794.83	59,000.00	64,513.66	37,897.48	55,000.00	45,000.00	45,000.00	45,000.00
001.7140.0499		BUS RENTAL..									
			38,206.00	41,130.00	50,000.00	50,000.00	49,515.00	45,000.00	18,000.00	18,000.00	18,000.00
001.7140.0803		SOCIAL SECURITY..									
			12,224.30	13,635.54	19,890.00	19,890.00	12,966.05	15,300.00	12,623.00	12,623.00	12,623.00
Total Dept 7140		RECREATION PROGRAMS									
			227,105.02	265,836.47	389,090.00	394,603.66	274,585.71	339,000.00	264,123.00	295,911.00	295,911.00

THE CITY OF PEEKSKILL
2024 Adopted Budget

Fiscal Year: 2024 Period From: 1 To: 12

Account	Description	2021 Actual	2022 Actual Per 1-12	Original 2023 Budget	Adjusted 2023 Budget	2023 Actual	2024 REQUESTED Stage	2024 RECOMMEND Stage	2024 CITY COUNC Stage	2024 ADOPTED Stage
Type E	Expense									
Dept 7141	KILEY SPORTS PROGRAM									
001.7141.0100	PERSONNEL SERVICES..									
Rank	Item Type Sub									
	1						67,120.00	67,120.00	67,120.00	67,120.00
		117,439.49	77,691.69	65,805.00	65,805.00	52,154.03	67,120.00	67,120.00	67,120.00	67,120.00
001.7141.0101	PERSONNEL SERVICES - OVERTIME..									
Rank	Item Type Sub									
	1						1,800.00	2,000.00	2,000.00	2,000.00
		294.59	2,146.60	1,800.00	1,800.00	1,843.95	1,800.00	2,000.00	2,000.00	2,000.00
001.7141.0103	LONGEVITY..									
		2,100.00	2,100.00	2,100.00	2,100.00	2,100.00	2,100.00	2,100.00	2,100.00	2,100.00
001.7141.0104	PART-TIME..									
		49,624.00	82,617.50	115,000.00	115,000.00	61,173.50	91,000.00	80,000.00	82,000.00	82,000.00
001.7141.0410	OFFICE SUPPLIES..									
		127.19	0.00	200.00	200.00	0.00	200.00	200.00	200.00	200.00
001.7141.0428	CLEANING SUPPLIES..									
		505.90	940.96	1,000.00	1,000.00	592.24	1,000.00	1,200.00	1,000.00	1,000.00
001.7141.0440	TELEPHONE..									
		908.25	1,332.10	1,300.00	1,300.00	843.24	1,300.00	1,500.00	1,000.00	1,000.00
001.7141.0441	LIGHT & POWER..									
		15,406.31	17,891.75	18,074.00	18,074.00	15,574.59	18,500.00	23,000.00	18,500.00	18,500.00
001.7141.0459	BUILDING MAINTENANCE..									
		124.24	0.00	200.00	200.00	78.55	200.00	500.00	200.00	200.00
001.7141.0488	RECREATION SUPPLIES..									
		3,063.32	5,159.17	6,200.00	6,200.00	4,683.42	6,200.00	7,000.00	6,200.00	6,200.00
001.7141.0800	MISC EMPLOYEE BENEFITS..									
		650.00	0.00	650.00	650.00	500.00	650.00	650.00	650.00	650.00
001.7141.0803	SOCIAL SECURITY..									
		12,533.73	11,998.04	14,130.00	14,130.00	8,672.89	14,130.00	11,568.00	11,568.00	11,568.00
Total Dept 7141	KILEY SPORTS PROGRAM									
		202,777.02	201,877.81	226,459.00	226,459.00	148,216.41	204,200.00	196,838.00	192,538.00	192,538.00

THE CITY OF PEEKSKILL
2024 Adopted Budget

Fiscal Year: 2024 Period From: 1 To: 12

Account	Description	2021 Actual	2022 Actual Per 1-12	Original 2023 Budget	Adjusted 2023 Budget	2023 Actual	2024 REQUESTED Stage	2024 RECOMMEND Stage	2024 CITY COUNC Stage	2024 ADOPTED Stage
Type E	Expense									
Dept 7143	YOUTH BUREAU									
001.7143.0100	PERSONNEL SERVICES..									
Rank	Item Type Sub									
	1						113,538.00	113,538.00	113,538.00	113,538.00
	2						74,226.00	74,226.00	74,226.00	74,226.00
		167,476.49	193,076.87	186,265.00	186,265.00	147,158.68	187,764.00	187,764.00	187,764.00	187,764.00
001.7143.0103	LONGEVITY..	0.00	0.00	0.00	0.00	1,600.00	0.00	0.00	0.00	0.00
001.7143.0104	PART-TIME	6,571.00	25,795.50	10,000.00	10,000.00	9,678.50	10,000.00	10,000.00	10,000.00	10,000.00
001.7143.0400	OTHER EXPENSES EVENING PK DJ..	0.00	0.00	0.00	0.00	0.00	0.00	1,500.00	1,500.00	1,500.00
001.7143.0402	POSTAGE..	218.35	64.70	300.00	300.00	96.06	200.00	200.00	200.00	200.00
001.7143.0410	OFFICE SUPPLIES..	1,048.93	979.50	1,500.00	1,500.00	527.82	1,000.00	1,000.00	1,000.00	1,000.00
001.7143.0412	PUBLICATIONS..	0.00	491.28	500.00	500.00	220.71	300.00	300.00	300.00	300.00
001.7143.0414	GAS, OIL, A/F..	0.00	0.00	250.00	250.00	0.00	150.00	150.00	150.00	150.00
001.7143.0417	SUPPLIES..	0.00	447.93	500.00	500.00	88.80	1,900.00	400.00	400.00	400.00
001.7143.0440	TELEPHONE..	1,950.53	2,127.36	1,900.00	1,900.00	1,845.36	2,200.00	2,200.00	2,200.00	2,200.00
001.7143.0441	LIGHT & POWER..	4,012.29	5,937.33	5,698.00	5,698.00	4,981.22	6,200.00	6,200.00	6,200.00	6,200.00
001.7143.0442	HEAT..	5,532.28	13,102.08	11,000.00	11,000.00	10,989.11	17,225.00	17,225.00	17,225.00	17,225.00
001.7143.0445	CONFERENCES & EDUCATION..	275.00	532.45	500.00	500.00	797.61	750.00	750.00	750.00	750.00
001.7143.0446	TRAVEL..	141.00	77.00	0.00	0.00	0.00	0.00	0.00	0.00	0.00
001.7143.0452	MAINTENANCE OF EQUIPMENT..	2,117.46	2,614.32	2,000.00	2,000.00	2,229.09	3,500.00	3,500.00	3,500.00	3,500.00
001.7143.0453	VEHICLE MAINTENANCE..	0.00	0.00	500.00	500.00	0.00	500.00	500.00	500.00	500.00
001.7143.0459	BUILDING MAINTENANCE..									
Rank	Item Type Sub									
	1						10,000.00	10,000.00	10,000.00	10,000.00

THE CITY OF PEEKSKILL
2024 Adopted Budget

Fiscal Year: 2024 Period From: 1 To: 12

Account	Description	2021 Actual	2022 Actual Per 1-12	Original 2023 Budget	Adjusted 2023 Budget	2023 Actual	2024 REQUESTED Stage	2024 RECOMMEND Stage	2024 CITY COUNC Stage	2024 ADOPTED Stage
Type E	Expense									
Dept 7143	YOUTH BUREAU									
001.7143.0459	BUILDING MAINTENANCE..									
Rank	Item Type Sub									
2	HVAC, PLUMBING, ELECTRICAL (CG)						8,000.00	0.00	0.00	0.00
		5,237.74	5,409.67	3,000.00	18,922.00	16,710.99	18,000.00	10,000.00	10,000.00	10,000.00
001.7143.0467	EXTERMINATOR SERVICES..	440.00	965.00	1,500.00	1,500.00	900.00	1,200.00	1,200.00	1,200.00	1,200.00
001.7143.0471	MEMBERSHIP DUES..	125.00	250.00	500.00	500.00	250.00	500.00	500.00	500.00	500.00
001.7143.0475	CONTRACTS	0.00	0.00	1,500.00	1,500.00	354.00	600.00	600.00	600.00	600.00
001.7143.0477	YOUTH SERVICES	3,260.00	2,850.00	4,000.00	4,000.00	3,565.00	4,000.00	3,565.00	3,565.00	3,565.00
001.7143.0800	MISC EMPLOYEE BENEFITS..	1,100.00	1,500.00	2,200.00	2,200.00	800.00	1,500.00	1,500.00	1,500.00	1,500.00
001.7143.0803	SOCIAL SECURITY..	9,762.26	16,863.22	15,014.00	15,014.00	12,101.75	15,145.00	15,128.00	15,128.00	15,128.00
001.7143.0808	ALTERNATIVE INSURANCE PAYMENTS	12,000.00	6,450.00	6,000.00	6,000.00	0.00	6,000.00	6,000.00	6,000.00	6,000.00
Total Dept 7143	YOUTH BUREAU	221,268.33	279,534.21	254,627.00	270,549.00	214,894.70	278,634.00	270,182.00	270,182.00	270,182.00

THE CITY OF PEEKSKILL
2024 Adopted Budget

Fiscal Year: 2024 Period From: 1 To: 12

Account		Description	2021 Actual	2022 Actual Per 1-12	Original 2023 Budget	Adjusted 2023 Budget	2023 Actual	2024 REQUESTED Stage	2024 RECOMMEND Stage	2024 CITY COUNC Stage	2024 ADOPTED Stage
Type E		Expense									
Dept 7144		CLUB INSPIRE YB SVC									
001.7144.0100		PERSONNEL SERVICES..									
Rank	Item	Type	Sub								
	1			YOUTH ADVOCATE				76,990.00	76,990.00	76,990.00	76,990.00
					70,064.62	68,732.75	74,953.00	74,953.00	61,657.41	76,990.00	76,990.00
001.7144.0101		PERSONNEL SERVICES - OVERTIME..			1,713.25	3,549.29	2,000.00	2,000.00	1,463.70	1,500.00	1,500.00
001.7144.0103		LONGEVITY			1,850.00	1,850.00	1,850.00	1,850.00	1,850.00	1,850.00	1,850.00
001.7144.0410		OFFICE SUPPLIES..			610.84	1,285.61	1,000.00	1,000.00	936.07	500.00	500.00
001.7144.0445		CONFERENCES & EDUCATION..			0.00	0.00	200.00	200.00	0.00	100.00	100.00
001.7144.0446		TRAVEL..			25.30	54.53	100.00	100.00	32.75	75.00	75.00
001.7144.0475		CONTRACTS..			1,605.00	539.00	2,000.00	2,000.00	0.00	1,500.00	1,500.00
001.7144.0800		MISC EMPLOYEE BENEFITS..			0.00	150.00	0.00	0.00	150.00	0.00	0.00
001.7144.0803		SOCIAL SECURITY..			5,378.36	5,412.34	6,028.00	6,028.00	4,674.67	6,146.00	6,146.00
Total Dept 7144		CLUB INSPIRE YB SVC			81,247.37	81,573.52	88,131.00	88,131.00	70,764.60	88,661.00	88,661.00

THE CITY OF PEEKSKILL
2024 Adopted Budget

Fiscal Year: 2024 Period From: 1 To: 12

Account	Description	2021 Actual	2022 Actual Per 1-12	Original 2023 Budget	Adjusted 2023 Budget	2023 Actual	2024 REQUESTED Stage	2024 RECOMMEND Stage	2024 CITY COUNCIL Stage	2024 ADOPTED Stage
Type E	Expense									
Dept 7147	SUMMER YOUTH EMPLOYMENT									
001.7147.0104	PART-TIME..	0.00	3,960.00	0.00	0.00	1,200.00	0.00	0.00	0.00	0.00
001.7147.0104.0022	PART-TIME.SUMMER YOUTH EMPLOYMENT GRANT	76,104.52	94,193.85	6,434.00	6,434.00	68,950.02	0.00	65,000.00	65,000.00	65,000.00
001.7147.0803	SOCIAL SECURITY..	0.00	302.95	492.00	492.00	91.80	0.00	4,973.00	4,973.00	4,973.00
001.7147.0803.0022	SOCIAL SECURITY.SUMMER YOUTH EMPLOYMENT GRANT	5,815.97	7,149.79	0.00	0.00	5,172.90	0.00	0.00	0.00	0.00
Total Dept 7147	SUMMER YOUTH EMPLOYMENT	81,920.49	105,606.59	6,926.00	6,926.00	75,414.72	0.00	69,973.00	69,973.00	69,973.00

THE CITY OF PEEKSKILL
2024 Adopted Budget

Fiscal Year: 2024 Period From: 1 To: 12

Account		Description	2021 Actual	2022 Actual Per 1-12	Original 2023 Budget	Adjusted 2023 Budget	2023 Actual	2024 REQUESTED Stage	2024 RECOMMEND Stage	2024 CITY COUNC Stage	2024 ADOPTED Stage
Type E		Expense									
Dept 7150		SUMMER BASKETBALL PROGRAM									
001.7150.0104		PART-TIME..									
Rank	Item	Type	Sub								
	1			PART-TIME STAFF				9,000.00	9,000.00	9,000.00	9,000.00
					8,573.75	9,327.00	9,000.00	9,000.00	8,675.50	9,000.00	9,000.00
001.7150.0410		PROGRAM SUPPLIES..						4,000.00	2,500.00	2,500.00	2,500.00
					990.25	2,000.00	4,000.00	4,000.00	3,589.09	2,500.00	2,500.00
001.7150.0803		SOCIAL SECURITY..						689.00	689.00	689.00	689.00
					655.92	606.41	689.00	689.00	564.23	689.00	689.00
Total Dept 7150		SUMMER BASKETBALL PROGRAM									
			10,219.92	11,933.41	13,689.00	13,689.00	12,828.82	13,689.00	12,189.00	12,189.00	12,189.00

THE CITY OF PEEKSKILL
2024 Adopted Budget

Fiscal Year: 2024 Period From: 1 To: 12

Account		Description	2021 Actual	2022 Actual Per 1-12	Original 2023 Budget	Adjusted 2023 Budget	2023 Actual	2024 REQUESTED Stage	2024 RECOMMEND Stage	2024 CITY COUNC Stage	2024 ADOPTED Stage
Type E		Expense									
Dept 7180		POOL									
001.7180.0104		PART-TIME..									
Rank	Item Type	Sub									
1		PART-TIME STAFF						117,327.00	92,000.00	113,000.00	113,000.00
			87,796.33	93,513.25	115,000.00	115,000.00	113,157.00	117,327.00	92,000.00	113,000.00	113,000.00
001.7180.0401		PERMIT (WC HLTH)..	1,390.00	1,340.00	1,390.00	1,390.00	1,340.00	1,400.00	1,500.00	1,400.00	1,400.00
001.7180.0411		PRINTING..	0.00	440.00	500.00	500.00	620.00	500.00	500.00	500.00	500.00
001.7180.0428		CLEANING SUPPLIES..	0.00	0.00	0.00	0.00	0.00	1,500.00	1,500.00	1,500.00	1,500.00
001.7180.0441		LIGHT & POWER..	15,914.59	18,604.22	17,194.00	17,194.00	16,442.05	17,500.00	17,500.00	15,000.00	15,000.00
001.7180.0448		UNIFORMS..	1,191.46	1,518.49	1,600.00	1,600.00	350.98	1,600.00	1,600.00	1,600.00	1,600.00
001.7180.0458		POOL MAINTENANCE..	25,520.03	18,169.17	15,000.00	15,000.00	10,169.18	25,000.00	25,000.00	25,000.00	25,000.00
001.7180.0459		BUILDING MAINTENANCE..	2,230.29	2,866.44	3,000.00	3,000.00	2,061.42	3,000.00	3,000.00	3,000.00	3,000.00
001.7180.0471		MEMBERSHIP DUES..	0.00	725.00	725.00	725.00	725.00	800.00	800.00	725.00	725.00
001.7180.0487		CHEMICALS..	2,167.85	12,267.57	8,000.00	8,000.00	14,258.26	12,000.00	10,000.00	10,000.00	10,000.00
001.7180.0803		SOCIAL SECURITY..	6,686.20	7,120.19	8,798.00	8,798.00	8,656.80	8,976.00	7,038.00	7,038.00	7,038.00
Total Dept 7180		POOL	142,896.75	156,564.33	171,207.00	171,207.00	167,780.69	189,603.00	160,438.00	178,763.00	178,763.00

THE CITY OF PEEKSKILL
2024 Adopted Budget

Fiscal Year: 2024 Period From: 1 To: 12

Account		Description	2021 Actual	2022 Actual Per 1-12	Original 2023 Budget	Adjusted 2023 Budget	2023 Actual	2024 REQUESTED Stage	2024 RECOMMEND Stage	2024 CITY COUNC Stage	2024 ADOPTED Stage
Type E		Expense									
Dept 7230		MARINA									
001.7230.0104		PART-TIME..									
Rank	Item	Type	Sub								
	1			PART-TIME STAFF				14,000.00	10,000.00	10,000.00	10,000.00
					8,682.00	9,789.00	14,000.00	14,000.00	10,821.00	14,000.00	10,000.00
001.7230.0400		OTHER EXPENSES..			408.91	383.92	550.00	586.10	644.30	700.00	500.00
001.7230.0803		SOCIAL SECURITY..			664.18	748.90	1,071.00	1,071.00	827.86	1,070.00	765.00
Total Dept 7230		MARINA									
					9,755.09	10,921.82	15,621.00	15,657.10	12,293.16	15,770.00	11,265.00

THE CITY OF PEEKSKILL
2024 Adopted Budget

Fiscal Year: 2024 Period From: 1 To: 12

Account	Description	2021 Actual	2022 Actual Per 1-12	Original 2023 Budget	Adjusted 2023 Budget	2023 Actual	2024 REQUESTED Stage	2024 RECOMMEND Stage	2024 CITY COUNCIL Stage	2024 ADOPTED Stage
Type E	Expense									
Dept 7240	RIVERFRONT PROGRAMS									
001.7240.0400	OTHER EXPENSES..	6,808.10	12,729.98	17,000.00	17,000.00	13,433.92	17,000.00	12,500.00	12,500.00	12,500.00
001.7240.0803	SOCIAL SECURITY..	0.00	57.38	0.00	0.00	0.00	0.00	956.00	956.00	956.00
Total Dept 7240										
RIVERFRONT PROGRAMS		6,808.10	12,787.36	17,000.00	17,000.00	13,433.92	17,000.00	13,456.00	13,456.00	13,456.00

THE CITY OF PEEKSKILL
2024 Adopted Budget

Fiscal Year: 2024 Period From: 1 To: 12

Account	Description	2021 Actual	2022 Actual Per 1-12	Original 2023 Budget	Adjusted 2023 Budget	2023 Actual	2024 REQUESTED Stage	2024 RECOMMEND Stage	2024 CITY COUNCIL Stage	2024 ADOPTED Stage
Type E	Expense									
Dept 7410	LIBRARY									
001.7410.0459	BUILDING MAINTENANCE..	47,670.00	0.00	0.00	0.00	0.00	0.00	0.00	0.00	0.00
Total Dept 7410	LIBRARY	47,670.00	0.00	0.00	0.00	0.00	0.00	0.00	0.00	0.00

THE CITY OF PEEKSKILL
2024 Adopted Budget

Fiscal Year: 2024 Period From: 1 To: 12

Account	Description	2021 Actual	2022 Actual Per 1-12	Original 2023 Budget	Adjusted 2023 Budget	2023 Actual	2024 REQUESTED Stage	2024 RECOMMEND Stage	2024 CITY COUNC Stage	2024 ADOPTED Stage
Type E	Expense									
Dept 7540	PARAMOUNT THEATRE									
001.7540.0441	LIGHT & POWER..	81,285.93	90,936.58	85,182.00	85,182.00	75,435.56	99,900.00	99,900.00	99,900.00	99,900.00
001.7540.0442	HEAT	13,958.60	21,899.23	19,800.00	19,800.00	19,177.43	28,500.00	28,000.00	28,000.00	28,000.00
001.7540.0459	BUILDING MAINTENANCE..									
Rank	Item	Type	Sub							
	1			REPAIRS - HVAC, ELECTRICAL, BACKFLOW PREVENTER DESIGN & INSTALL			25,000.00	25,000.00	25,000.00	25,000.00
	2			EXIT LIGHT REPLACEMENTS			1,000.00	0.00	0.00	0.00
	3			OTHER MAINTENANCE			17,000.00	0.00	0.00	0.00
					8,297.36	19,054.79	15,000.00	18,681.50	39,008.13	
							43,000.00	25,000.00	25,000.00	25,000.00
001.7540.0475	CONTRACTS..									
Rank	Item	Type	Sub							
	1			HVAC PMS			6,000.00	0.00	0.00	0.00
	2			FIRE ALARM INSPECTIONS			1,400.00	0.00	0.00	0.00
	3			FIRE EXTINGUISHER INSPECTIONS			375.00	0.00	0.00	0.00
	4			MISCELLANEOUS			225.00	0.00	0.00	0.00
					0.00	0.00	0.00	0.00	0.00	0.00
Total Dept 7540	PARAMOUNT THEATRE	103,541.89	131,890.60	119,982.00	123,663.50	133,621.12	179,400.00	152,900.00	152,900.00	152,900.00

THE CITY OF PEEKSKILL
2024 Adopted Budget

Fiscal Year: 2024 Period From: 1 To: 12

Account	Description	2021 Actual	2022 Actual Per 1-12	Original 2023 Budget	Adjusted 2023 Budget	2023 Actual	2024 REQUESTED Stage	2024 RECOMMEND Stage	2024 CITY COUNCIL Stage	2024 ADOPTED Stage
Type E	Expense									
Dept 7550	CELEBRATIONS									
001.7550.0101	PERSONNEL SERVICES - OVERTIME..	0.00	0.00	20,000.00	20,000.00	3,100.00	20,000.00	8,000.00	8,000.00	8,000.00
001.7550.0400	OTHER EXPENSES..	3,788.67	4,162.11	3,789.00	3,789.00	4,060.38	4,060.00	7,000.00	7,000.00	7,000.00
001.7550.0404	CELEBRATIONS	0.00	13,000.00	30,000.00	30,000.00	36,500.00	36,500.00	30,000.00	30,000.00	30,000.00
Total Dept 7550	CELEBRATIONS	3,788.67	17,162.11	53,789.00	53,789.00	43,660.38	60,560.00	45,000.00	45,000.00	45,000.00

THE CITY OF PEEKSKILL
2024 Adopted Budget

Fiscal Year: 2024 Period From: 1 To: 12

Account	Description	2021 Actual	2022 Actual Per 1-12	Original 2023 Budget	Adjusted 2023 Budget	2023 Actual	2024 REQUESTED Stage	2024 RECOMMEND Stage	2024 CITY COUNC Stage	2024 ADOPTED Stage
Type E	Expense									
Dept 7621	SR. SENIOR SERVICES									
001.7621.0100	PERSONNEL SERVICES..									
Rank	Item Type Sub									
1	SENIOR RECREATION LEADER						97,419.00	97,419.00	97,419.00	97,419.00
		95,244.47	95,049.07	92,727.00	92,727.00	80,067.82	97,419.00	97,419.00	97,419.00	97,419.00
001.7621.0103	LONGEVITY									
		0.00	0.00	2,100.00	2,100.00	0.00	2,100.00	2,100.00	2,100.00	2,100.00
001.7621.0104	PART-TIME..									
Rank	Item Type Sub									
1	BUS DRIVERS, MEAL DELIVERY DRIVERS						57,280.00	50,000.00	50,000.00	50,000.00
		39,968.00	54,727.20	40,000.00	40,000.00	38,044.30	57,280.00	50,000.00	50,000.00	50,000.00
001.7621.0414	GAS, OIL, A/F..									
		63.72	0.00	750.00	750.00	0.00	1,000.00	1,000.00	1,000.00	1,000.00
001.7621.0440	TELEPHONE..									
		802.22	729.63	700.00	700.00	716.09	700.00	700.00	700.00	700.00
001.7621.0452	MAINTENANCE OF EQUIPMENT..									
		0.00	0.00	0.00	0.00	0.00	800.00	0.00	0.00	0.00
001.7621.0459	BUILDING MAINTENANCE									
Rank	Item Type Sub									
1	REPAIRS - HVAC, ELECTRICAL, BACKFLOW PREVENTER DESIGN & INSTALL						30,000.00	0.00	0.00	0.00
2	HEATING - 2' 3-WAY HEAT VALVE REPLACEMENT						3,000.00	0.00	0.00	0.00
3	2 STAGE VALVE						2,000.00	0.00	0.00	0.00
4	OTHER MTCE (JZ)						250.00	1,500.00	1,500.00	1,500.00
		47,670.00	462.16	0.00	0.00	533.97	35,250.00	1,500.00	1,500.00	1,500.00
001.7621.0464	RENTAL..									
		30.00	4,510.00	4,500.00	4,500.00	3,265.00	4,500.00	3,000.00	3,000.00	3,000.00
001.7621.0470	UNCLASSIFIED..									
		0.00	1,561.85	7,200.00	7,200.00	4,810.65	6,000.00	4,500.00	4,500.00	4,500.00
001.7621.0488	RECREATION SUPPLIES..									
		1,551.61	5,620.52	10,000.00	10,000.00	10,168.19	12,500.00	7,000.00	7,000.00	7,000.00
001.7621.0800	MISC EMPLOYEE BENEFITS..									
		500.00	0.00	500.00	500.00	0.00	500.00	500.00	500.00	500.00
001.7621.0803	SOCIAL SECURITY..									
		9,904.47	10,953.76	10,314.00	10,314.00	8,520.70	11,995.00	11,438.00	11,438.00	11,438.00
Total Dept 7621	SR. SENIOR SERVICES	195,734.49	173,614.19	168,791.00	168,791.00	146,126.72	230,044.00	179,157.00	179,157.00	179,157.00

Date Prepared: 11/15/2023 12:50 PM
Report Date: 11/15/2023
Account Table: 001
Alt. Sort Table:

THE CITY OF PEEKSKILL
2024 Adopted Budget

Fiscal Year: 2024 Period From: 1 To: 12

Account	Description	2021 Actual	2022 Actual Per 1-12	Original 2023 Budget	Adjusted 2023 Budget	2023 Actual	2024 REQUESTED Stage	2024 RECOMMEND Stage	2024 CITY COUNCIL Stage	2024 ADOPTED Stage
Type E	Expense									
Dept 7989	NORWEST PROGRAM									
001.7989.0400	OTHER EXPENSES..	44,000.00	52,500.00	53,813.00	53,813.00	40,359.75	55,158.00	55,158.00	54,500.00	54,500.00
Total Dept 7989										
NORWEST PROGRAM		44,000.00	52,500.00	53,813.00	53,813.00	40,359.75	55,158.00	55,158.00	54,500.00	54,500.00

Date Prepared: 11/15/2023 12:50 PM
Report Date: 11/15/2023
Account Table: 001
Alt. Sort Table:

THE CITY OF PEEKSKILL
2024 Adopted Budget

Fiscal Year: 2024 Period From: 1 To: 12

Account	Description	2021 Actual	2022 Actual Per 1-12	Original 2023 Budget	Adjusted 2023 Budget	2023 Actual	2024 REQUESTED Stage	2024 RECOMMEND Stage	2024 CITY COUNCIL Stage	2024 ADOPTED Stage
Type E	Expense									
Dept 8040	HUMAN RELATIONS COMMISSION									
001.8040.0400	OTHER EXPENSES..	162.41	0.00	0.00	0.00	0.00	0.00	0.00	0.00	0.00
Total Dept 8040	HUMAN RELATIONS COMMISSION	162.41	0.00	0.00	0.00	0.00	0.00	0.00	0.00	0.00

THE CITY OF PEEKSKILL
2024 Adopted Budget

Fiscal Year: 2024 Period From: 1 To: 12

Account	Description	2021 Actual	2022 Actual Per 1-12	Original 2023 Budget	Adjusted 2023 Budget	2023 Actual	2024 REQUESTED Stage	2024 RECOMMEND Stage	2024 CITY COUNC Stage	2024 ADOPTED Stage
Type E	Expense									
Dept 8160	REFUSE COLLECTION									
001.8160.0100	PERSONNEL SERVICES..									
Rank	Item Type Sub									
	1						428,610.00	428,610.00	428,610.00	428,610.00
	2						795,610.00	795,610.00	795,610.00	795,610.00
		897,587.92	1,150,551.30	1,200,218.00	1,200,218.00	926,286.80	1,224,220.00	1,224,220.00	1,224,220.00	1,224,220.00
001.8160.0101	PERSONNEL SERVICES - OVERTIME..									
		61,625.20	70,589.52	72,000.00	72,000.00	63,707.74	75,000.00	75,000.00	75,000.00	75,000.00
001.8160.0103	LONGEVITY..									
		9,750.00	10,000.00	9,750.00	9,750.00	12,750.00	10,750.00	10,750.00	10,750.00	10,750.00
001.8160.0200	EQUIPMENT..									
		0.00	99.84	0.00	0.00	0.00	0.00	400.00	400.00	400.00
001.8160.0402	POSTAGE..									
		33.15	0.00	50.00	50.00	0.00	300.00	300.00	300.00	300.00
001.8160.0413	TIRES, TUBES, CHAINS..									
		8,927.53	25,153.85	20,000.00	20,000.00	19,261.35	20,000.00	20,000.00	20,000.00	20,000.00
001.8160.0414	GAS, OIL, A/F..									
		24,831.48	46,877.20	34,500.00	34,500.00	37,458.97	34,000.00	34,000.00	34,000.00	34,000.00
001.8160.0415	VEHICLE PARTS..									
		20,591.25	39,904.75	22,500.00	22,500.00	25,035.77	31,500.00	22,500.00	22,500.00	22,500.00
001.8160.0423	SMALL TOOLS OR EQUIPMENT									
		0.00	10,142.71	2,500.00	2,500.00	6,512.99	2,500.00	2,500.00	2,500.00	2,500.00
001.8160.0448	CLOTHING..									
		5,750.01	8,550.00	8,000.00	8,000.00	0.00	7,500.00	7,500.00	7,500.00	7,500.00
001.8160.0453	VEHICLE MAINTENANCE..									
		14,416.75	19,174.52	16,500.00	16,500.00	26,746.61	20,000.00	20,000.00	20,000.00	20,000.00
001.8160.0475	CONTRACTS									
Rank	Item Type Sub									
	1						10,000.00	10,000.00	10,000.00	10,000.00
		0.00	0.00	0.00	0.00	82.28	10,000.00	10,000.00	10,000.00	10,000.00
001.8160.0490	DISPOSAL FEES..									
		0.00	0.00	0.00	0.00	23,158.44	0.00	0.00	0.00	0.00
001.8160.0498	DOWNTOWN MAINT..									
		1,528.19	8,808.34	5,000.00	5,000.00	5,588.11	10,000.00	10,000.00	10,000.00	10,000.00
001.8160.0800	MISC EMPLOYEE BENEFITS..									
		150.00	0.00	150.00	150.00	150.00	150.00	0.00	0.00	0.00
001.8160.0803	SOCIAL SECURITY..									
		73,411.21	92,405.49	98,071.00	98,071.00	73,664.37	100,212.00	100,212.00	100,212.00	100,212.00

Date Prepared: 11/15/2023 12:50 PM
Report Date: 11/15/2023
Account Table: 001
Alt. Sort Table:

THE CITY OF PEEKSKILL
2024 Adopted Budget

Fiscal Year: 2024 Period From: 1 To: 12

Account	Description	2021 Actual	2022 Actual Per 1-12	Original 2023 Budget	Adjusted 2023 Budget	2023 Actual	2024 REQUESTED Stage	2024 RECOMMEND Stage	2024 CITY COUNC Stage	2024 ADOPTED Stage
Type E	Expense									
Dept 8160	REFUSE COLLECTION									
REFUSE COLLECTION		1,118,602.69	1,482,257.52	1,489,239.00	1,489,239.00	1,220,403.43	1,546,132.00	1,537,382.00	1,537,382.00	1,537,382.00

Date Prepared: 11/15/2023 12:50 PM
Report Date: 11/15/2023
Account Table: 001
Alt. Sort Table:

THE CITY OF PEEKSKILL
2024 Adopted Budget

Fiscal Year: 2024 Period From: 1 To: 12

Account	Description	2021 Actual	2022 Actual Per 1-12	Original 2023 Budget	Adjusted 2023 Budget	2023 Actual	2024 REQUESTED Stage	2024 RECOMMEND Stage	2024 CITY COUNCIL Stage	2024 ADOPTED Stage
Type E	Expense									
Dept 8161	REFUSE DISPOSAL									
001.8161.0490	DISPOSAL FEES..	336,367.18	255,825.29	375,000.00	375,000.00	225,340.17	320,000.00	320,000.00	320,000.00	320,000.00
Total Dept 8161										
REFUSE DISPOSAL		336,367.18	255,825.29	375,000.00	375,000.00	225,340.17	320,000.00	320,000.00	320,000.00	320,000.00

THE CITY OF PEEKSKILL
2024 Adopted Budget

Fiscal Year: 2024 Period From: 1 To: 12

Account	Description	2021 Actual	2022 Actual Per 1-12	Original 2023 Budget	Adjusted 2023 Budget	2023 Actual	2024 REQUESTED Stage	2024 RECOMMEND Stage	2024 CITY COUNC Stage	2024 ADOPTED Stage
Type E	Expense									
Dept 8162	REFUSE ADMIN.									
001.8162.0100	PERSONNEL SERVICES..									
Rank	Item	Type	Sub							
	1			LEAD MAINTENANCE MECHANIC (SANITATION)			96,603.00	96,603.00	96,603.00	96,603.00
				84,603.92	103,474.85	93,728.00	93,728.00	71,199.68	96,603.00	96,603.00
001.8162.0101	PERSONNEL SERVICES - OVERTIME..									
				793.54	1,202.57	2,000.00	2,000.00	451.07	1,500.00	750.00
001.8162.0103	LONGEVITY..									
				1,500.00	1,500.00	1,500.00	1,500.00	1,500.00	1,500.00	1,500.00
001.8162.0448	CLOTHING..									
				500.00	675.00	500.00	500.00	500.00	500.00	500.00
001.8162.0803	SOCIAL SECURITY..									
				6,652.08	8,043.94	7,514.00	7,514.00	5,365.60	7,620.00	7,448.00
Total Dept 8162	REFUSE ADMIN.									
		94,049.54	114,896.36	105,242.00	105,242.00	78,516.35	107,723.00	106,801.00	106,801.00	106,801.00

THE CITY OF PEEKSKILL
2024 Adopted Budget

Fiscal Year: 2024 Period From: 1 To: 12

Account	Description	2021 Actual	2022 Actual Per 1-12	Original 2023 Budget	Adjusted 2023 Budget	2023 Actual	2024 REQUESTED Stage	2024 RECOMMEND Stage	2024 CITY COUNC Stage	2024 ADOPTED Stage
Type E	Expense									
Dept 8170	STREET CLEANING									
001.8170.0100	PERSONNEL SERVICES..									
Rank	Item Type Sub									
1	HMEO						91,896.00	91,896.00	85,722.00	85,722.00
		79,870.01	96,923.66	90,094.00	90,094.00	66,530.92	91,896.00	91,896.00	85,722.00	85,722.00
001.8170.0101	PERSONNEL SERVICES - OVERTIME..									
		3,499.92	1,977.44	4,000.00	4,000.00	0.00	0.00	0.00	0.00	0.00
001.8170.0103	LONGEVITY..									
		1,250.00	1,250.00	1,250.00	1,250.00	1,250.00	1,250.00	1,250.00	1,250.00	1,250.00
001.8170.0413	TIRES, TUBES, CHAINS..									
		608.60	823.80	1,200.00	1,200.00	322.45	1,000.00	1,200.00	1,200.00	1,200.00
001.8170.0414	GAS, OIL, A/F..									
		37.81	110.46	200.00	200.00	41.30	200.00	200.00	200.00	200.00
001.8170.0415	VEHICLE PARTS..									
		2,409.04	2,938.77	3,000.00	3,000.00	2,103.29	3,000.00	3,000.00	3,000.00	3,000.00
001.8170.0448	CLOTHING..									
		500.00	675.00	500.00	500.00	0.00	500.00	500.00	500.00	500.00
001.8170.0453	VEHICLE MAINTENANCE..									
		205.46	2,244.66	1,000.00	1,000.00	160.00	3,000.00	2,500.00	2,500.00	2,500.00
001.8170.0475	CONTRACTS..									
		0.00	0.00	0.00	0.00	0.00	500.00	0.00	0.00	0.00
001.8170.0800	MISC EMPLOYEE BENEFITS..									
		0.00	0.00	0.00	0.00	0.00	1,000.00	1,000.00	1,000.00	1,000.00
001.8170.0803	SOCIAL SECURITY..									
		6,400.97	7,496.42	7,294.00	7,294.00	4,986.48	7,126.00	7,126.00	7,126.00	7,126.00
Total Dept 8170	STREET CLEANING									
		94,781.81	114,440.21	108,538.00	108,538.00	75,394.44	109,472.00	108,672.00	102,498.00	102,498.00

THE CITY OF PEEKSKILL
2024 Adopted Budget

Fiscal Year: 2024 Period From: 1 To: 12

Account	Description	2021 Actual	2022 Actual Per 1-12	Original 2023 Budget	Adjusted 2023 Budget	2023 Actual	2024 REQUESTED Stage	2024 RECOMMEND Stage	2024 CITY COUNCIL Stage	2024 ADOPTED Stage
Type E	Expense									
Dept 8560	SHADE TREES									
001.8560.0100	PERSONNEL SERVICES..	0.00	0.00	12,500.00	12,500.00	0.00	12,500.00	12,500.00	12,500.00	12,500.00
001.8560.0455	TREE REPLACEMENT..	0.00	0.00	12,500.00	12,500.00	0.00	12,500.00	12,500.00	12,500.00	12,500.00
001.8560.0803	SOCIAL SECURITY..	0.00	0.00	956.00	956.00	0.00	956.00	956.00	956.00	956.00
Total Dept 8560	SHADE TREES	0.00	0.00	25,956.00	25,956.00	0.00	25,956.00	25,956.00	25,956.00	25,956.00

THE CITY OF PEEKSKILL
2024 Adopted Budget

Fiscal Year: 2024 Period From: 1 To: 12

Account	Description	2021 Actual	2022 Actual Per 1-12	Original 2023 Budget	Adjusted 2023 Budget	2023 Actual	2024 REQUESTED Stage	2024 RECOMMEND Stage	2024 CITY COUNC Stage	2024 ADOPTED Stage
Type E	Expense									
Dept 8686	PLANNING & DEVELOP. ADMIN.									
001.8686.0100	PERSONNEL SERVICES..									
Rank	Item Type Sub									
	1						139,630.00	143,496.00	143,593.00	143,593.00
	2						78,000.00	79,560.00	79,560.00	79,560.00
	3						90,430.00	90,430.00	90,430.00	90,430.00
	4						90,430.00	90,430.00	90,430.00	90,430.00
	5						73,462.00	0.00	0.00	0.00
	6						97,735.00	97,735.00	97,735.00	97,735.00
		404,465.77	421,772.32	526,774.00	526,774.00	379,272.16	569,687.00	501,651.00	501,748.00	501,748.00
001.8686.0101	PERSONNEL SERVICES - OVERTIME..									
		1,345.96	1,318.15	0.00	0.00	0.00	1,500.00	1,500.00	0.00	0.00
001.8686.0103	LONGEVITY..									
		4,000.00	2,800.00	3,050.00	3,050.00	4,000.00	3,050.00	3,050.00	1,250.00	1,250.00
001.8686.0402	POSTAGE..									
		330.25	877.26	900.00	900.00	17.99	500.00	1,000.00	1,000.00	1,000.00
001.8686.0407	PLANNING SERVICES..									
		3,212.50	28,170.82	40,000.00	52,225.60	9,694.25	40,000.00	20,000.00	25,000.00	25,000.00
001.8686.0409	MARKETING & COMMUNICATION..									
		7,666.66	0.00	0.00	0.00	0.00	6,000.00	6,000.00	6,000.00	6,000.00
001.8686.0410	OFFICE SUPPLIES..									
		2,811.34	4,010.48	7,000.00	7,000.00	2,535.64	7,300.00	7,300.00	7,300.00	7,300.00
001.8686.0411	PRINTING..									
		0.00	280.00	300.00	300.00	0.00	600.00	600.00	600.00	600.00
001.8686.0412	PUBLICATIONS..									
		0.00	285.00	300.00	300.00	99.00	300.00	300.00	300.00	300.00
001.8686.0440	TELEPHONE..									
		4,056.96	775.81	8,000.00	8,000.00	0.00	8,000.00	1,500.00	1,500.00	1,500.00
001.8686.0444	ADVERTISING..									
		1,550.00	844.00	1,500.00	1,500.00	1,043.00	1,500.00	1,500.00	1,500.00	1,500.00
001.8686.0445	CONFERENCES & EDUCATION..									
		519.00	472.75	5,000.00	5,000.00	2,305.92	4,000.00	4,000.00	4,000.00	4,000.00
001.8686.0446	TRAVEL..									
		0.00	199.00	500.00	500.00	51.64	500.00	500.00	500.00	500.00
001.8686.0464	RENTAL									
		0.00	0.00	0.00	0.00	0.00	8,000.00	7,000.00	7,000.00	7,000.00
001.8686.0466	COMPUTER SERVICES..									
		7,425.15	4,697.85	8,000.00	8,000.00	5,299.47	1,114.00	1,114.00	3,114.00	3,114.00
001.8686.0471	MEMBERSHIP DUES..									

THE CITY OF PEEKSKILL
2024 Adopted Budget

Fiscal Year: 2024 Period From: 1 To: 12

Account	Description	2021 Actual	2022 Actual Per 1-12	Original 2023 Budget	Adjusted 2023 Budget	2023 Actual	2024 REQUESTED Stage	2024 RECOMMEND Stage	2024 CITY COUNC Stage	2024 ADOPTED Stage
Type E	Expense									
Dept 8686	PLANNING & DEVELOP. ADMIN.									
001.8686.0471	MEMBERSHIP DUES..									
		4,702.00	4,306.00	8,282.00	8,282.00	6,035.00	6,420.00	6,420.00	6,420.00	6,420.00
001.8686.0475	CONTRACTS (NDC)..									
Rank	Item Type Sub									
	1 B&L						30,000.00	40,000.00	40,000.00	40,000.00
	2 CEEP						25,000.00	40,000.00	35,000.00	35,000.00
	3 JF						20,000.00	0.00	0.00	0.00
		0.00	0.00	52,293.00	52,293.00	37,410.00	75,000.00	80,000.00	75,000.00	75,000.00
001.8686.0800	MISC EMPLOYEE BENEFITS..									
		500.00	1,600.00	1,600.00	1,600.00	1,150.00	1,600.00	1,600.00	1,600.00	1,600.00
001.8686.0803	SOCIAL SECURITY..									
		30,192.07	31,451.76	40,531.00	40,531.00	27,725.41	43,928.00	38,724.00	38,724.00	38,724.00
001.8686.0808	ALTERNATIVE INSURANCE PAYMENTS..									
		0.00	2,400.00	0.00	0.00	600.00	0.00	0.00	0.00	0.00
Total Dept 8686	PLANNING & DEVELOP. ADMIN.									
		472,777.66	506,261.20	704,030.00	716,255.60	477,239.48	778,999.00	683,759.00	682,556.00	682,556.00

THE CITY OF PEEKSKILL
2024 Adopted Budget

Fiscal Year: 2024 Period From: 1 To: 12

Account	Description	2021 Actual	2022 Actual Per 1-12	Original 2023 Budget	Adjusted 2023 Budget	2023 Actual	2024 REQUESTED Stage	2024 RECOMMEND Stage	2024 CITY COUNC Stage	2024 ADOPTED Stage
Type E	Expense									
Dept 8687	ECONOMIC DEVELOPMENT									
001.8687.0100	PERSONNEL SERVICES..									
Rank	Item Type Sub									
	1						116,093.00	116,093.00	118,415.00	118,415.00
	2						113,214.00	113,214.00	73,016.00	73,016.00
		219,763.43	218,616.36	229,308.00	229,308.00	169,334.59	229,307.00	229,307.00	191,431.00	191,431.00
001.8687.0103	LONGEVITY..	0.00	1,200.00	1,200.00	1,200.00	0.00	1,200.00	1,200.00	0.00	0.00
001.8687.0402	POSTAGE..	1.02	20.11	0.00	0.00	0.00	0.00	0.00	0.00	0.00
001.8687.0409	MARKETING AND COMMUNICATION	27,425.83	48,596.77	49,500.00	49,500.00	46,893.00	49,500.00	49,500.00	49,500.00	49,500.00
001.8687.0445	CONFERENCES & EDUCATION..	0.00	0.00	400.00	400.00	2,206.57	400.00	400.00	400.00	400.00
001.8687.0446	TRAVEL..	0.00	55.00	500.00	500.00	0.00	300.00	300.00	300.00	300.00
001.8687.0475	CONTRACTS	0.00	0.00	50,000.00	50,000.00	0.00	15,000.00	15,000.00	15,000.00	15,000.00
001.8687.0803	SOCIAL SECURITY..	17,058.44	16,668.03	17,508.00	17,508.00	12,824.56	17,863.00	17,634.00	17,634.00	17,634.00
001.8687.0808	ALTERNATIVE INSURANCE PAYMENTS..	3,900.00	0.00	3,000.00	3,000.00	0.00	3,000.00	3,000.00	3,000.00	3,000.00
Total Dept 8687	ECONOMIC DEVELOPMENT	268,148.72	285,156.27	351,416.00	351,416.00	231,258.72	316,570.00	316,341.00	277,265.00	277,265.00

THE CITY OF PEEKSKILL
2024 Adopted Budget

Fiscal Year: 2024 Period From: 1 To: 12

Account	Description	2021 Actual	2022 Actual Per 1-12	Original 2023 Budget	Adjusted 2023 Budget	2023 Actual	2024 REQUESTED Stage	2024 RECOMMEND Stage	2024 CITY COUNC Stage	2024 ADOPTED Stage
Type E	Expense									
Dept 8989	CONGREGATE MEALS									
001.8989.0100	PERSONNEL SERVICES..									
Rank	Item Type Sub									
	1						105,684.00	105,684.00	105,684.00	105,684.00
	2						65,166.00	65,166.00	65,166.00	65,166.00
	3						60,817.00	60,817.00	60,817.00	60,817.00
	4						50,473.00	50,473.00	50,473.00	50,473.00
	5						47,174.00	47,174.00	47,174.00	47,174.00
		275,234.17	291,093.44	322,712.00	339,812.00	219,741.05	329,314.00	329,314.00	329,314.00	329,314.00
001.8989.0101	PERSONNEL SERVICES - OVERTIME									
		5,179.24	11,737.54	4,579.00	19,579.00	22,800.20	19,000.00	19,000.00	19,000.00	19,000.00
001.8989.0103	LONGEVITY..									
		0.00	0.00	0.00	2,100.00	2,100.00	0.00	0.00	0.00	0.00
001.8989.0104	PART-TIME..									
		0.00	300.00	0.00	0.00	1,836.00	0.00	0.00	0.00	0.00
001.8989.0200	EQUIPMENT..									
Rank	Item Type Sub									
	1						0.00	0.00	0.00	0.00
		13,022.60	10,717.21	2,500.00	35,887.50	35,799.32	0.00	0.00	0.00	0.00
001.8989.0400	SUPPLIES									
		5,803.63	10,982.02	15,000.00	15,000.00	20,156.51	23,000.00	23,000.00	23,000.00	23,000.00
001.8989.0414	GAS, OIL, A/F..									
		567.07	27.34	2,000.00	2,000.00	46.32	2,000.00	2,000.00	2,000.00	2,000.00
001.8989.0428	CLEANING SUPPLIES..									
		1,955.54	2,941.71	5,000.00	2,600.00	1,348.76	2,000.00	2,000.00	2,000.00	2,000.00
001.8989.0440	TELEPHONE..									
		2,300.58	2,832.00	3,000.00	3,000.00	2,327.38	2,250.00	2,250.00	2,250.00	2,250.00
001.8989.0452	MAINTENANCE OF EQUIPMENT..									
		2,170.00	5,084.77	6,500.00	6,500.00	4,402.39	5,000.00	5,000.00	5,000.00	5,000.00
001.8989.0453	VEHICLE MAINTENANCE..									
		2,068.45	2,678.87	3,000.00	3,557.00	1,356.12	3,000.00	3,000.00	3,000.00	3,000.00
001.8989.0459	BUILDING MAINTENANCE									
		529.29	2,075.07	1,000.00	1,957.00	1,661.75	1,500.00	1,500.00	1,500.00	1,500.00
001.8989.0492	LAUNDRY SERVICES..									
		1,161.92	1,596.53	1,500.00	1,500.00	1,410.00	1,500.00	1,500.00	1,500.00	1,500.00
001.8989.0497	FOOD..									
		122,666.59	150,429.55	135,000.00	135,000.00	126,572.15	157,950.00	157,950.00	157,950.00	157,950.00
001.8989.0800	MISC EMPLOYEE BENEFITS..									
		1,800.00	600.00	1,800.00	1,800.00	1,300.00	1,800.00	1,800.00	1,800.00	1,800.00

Date Prepared: 11/15/2023 12:50 PM
Report Date: 11/15/2023
Account Table: 001
Alt. Sort Table:

THE CITY OF PEEKSKILL
2024 Adopted Budget

Fiscal Year: 2024 Period From: 1 To: 12

Account	Description	2021 Actual	2022 Actual Per 1-12	Original 2023 Budget	Adjusted 2023 Budget	2023 Actual	2024 REQUESTED Stage	2024 RECOMMEND Stage	2024 CITY COUNCIL Stage	2024 ADOPTED Stage
Type E	Expense									
Dept 8989	CONGREGATE MEALS									
001.8989.0803	SOCIAL SECURITY..	20,552.35	22,015.49	25,038.00	25,038.00	17,829.73	26,646.00	26,124.00	26,124.00	26,124.00
Total Dept 8989										
CONGREGATE MEALS		455,011.43	515,111.54	528,629.00	595,330.50	460,687.68	574,960.00	574,438.00	574,438.00	574,438.00

Date Prepared: 11/15/2023 12:50 PM
Report Date: 11/15/2023
Account Table: 001
Alt. Sort Table:

THE CITY OF PEEKSKILL
2024 Adopted Budget

Fiscal Year: 2024 Period From: 1 To: 12

Account	Description	2021 Actual	2022 Actual Per 1-12	Original 2023 Budget	Adjusted 2023 Budget	2023 Actual	2024 REQUESTED Stage	2024 RECOMMEND Stage	2024 CITY COUNC Stage	2024 ADOPTED Stage
Type E	Expense									
Dept 9010	STATE RETIREMENT									
001.9010.0801	STATE RETIREMENT..									
		1,043,170.00	1,268,651.00	1,350,000.00	1,350,000.00	0.00	1,322,940.00	1,322,940.00	1,322,940.00	1,322,940.00
Total Dept 9010										
STATE RETIREMENT		1,043,170.00	1,268,651.00	1,350,000.00	1,350,000.00	0.00	1,322,940.00	1,322,940.00	1,322,940.00	1,322,940.00

THE CITY OF PEEKSKILL
2024 Adopted Budget

Fiscal Year: 2024 Period From: 1 To: 12

Account	Description	2021 Actual	2022 Actual Per 1-12	Original 2023 Budget	Adjusted 2023 Budget	2023 Actual	2024 REQUESTED Stage	2024 RECOMMEND Stage	2024 CITY COUNCIL Stage	2024 ADOPTED Stage
Type E	Expense									
Dept 9015	FIRE & POLICE RETIREMENT									
001.9015.0801	STATE RETIREMENT..									
		2,557,588.00	2,602,547.02	3,050,000.00	3,050,000.00	0.00	3,986,940.00	3,986,940.00	3,986,940.00	3,986,940.00
Total Dept 9015										
FIRE & POLICE RETIREMENT		2,557,588.00	2,602,547.02	3,050,000.00	3,050,000.00	0.00	3,986,940.00	3,986,940.00	3,986,940.00	3,986,940.00

Date Prepared: 11/15/2023 12:50 PM
Report Date: 11/15/2023
Account Table: 001
Alt. Sort Table:

THE CITY OF PEEKSKILL
2024 Adopted Budget

Fiscal Year: 2024 Period From: 1 To: 12

Account	Description	2021 Actual	2022 Actual Per 1-12	Original 2023 Budget	Adjusted 2023 Budget	2023 Actual	2024 REQUESTED Stage	2024 RECOMMEND Stage	2024 CITY COUNCIL Stage	2024 ADOPTED Stage
Type E	Expense									
Dept 9040	WORKMANS COMPENSATION									
001.9040.0804	WORKMENS COMPENSATION..	745,140.60	658,947.00	800,000.00	800,000.00	770,524.35	875,000.00	875,000.00	875,000.00	875,000.00
Total Dept 9040	WORKMANS COMPENSATION	745,140.60	658,947.00	800,000.00	800,000.00	770,524.35	875,000.00	875,000.00	875,000.00	875,000.00

THE CITY OF PEEKSKILL
2024 Adopted Budget

Fiscal Year: 2024 Period From: 1 To: 12

Account	Description	2021 Actual	2022 Actual Per 1-12	Original 2023 Budget	Adjusted 2023 Budget	2023 Actual	2024 REQUESTED Stage	2024 RECOMMEND Stage	2024 CITY COUNCIL Stage	2024 ADOPTED Stage
Type E	Expense									
Dept 9050	UNEMPLOYMENT INSURANCE									
001.9050.0800	UNEMPLOYMENT	0.00	29,129.52	20,000.00	20,000.00	4,073.06	30,000.00	30,000.00	30,000.00	30,000.00
Total Dept 9050										
UNEMPLOYMENT INSURANCE		0.00	29,129.52	20,000.00	20,000.00	4,073.06	30,000.00	30,000.00	30,000.00	30,000.00

THE CITY OF PEEKSKILL
2024 Adopted Budget

Fiscal Year: 2024 Period From: 1 To: 12

Account	Description	2021 Actual	2022 Actual Per 1-12	Original 2023 Budget	Adjusted 2023 Budget	2023 Actual	2024 REQUESTED Stage	2024 RECOMMEND Stage	2024 CITY COUNC Stage	2024 ADOPTED Stage
Type E	Expense									
Dept 9060	HOSPITAL/MEDICAL INS									
001.9060.0805	HOSPITALIZATION..	3,666,801.94	3,821,215.17	4,014,000.00	4,014,000.00	3,964,478.51	5,788,184.00	4,890,488.00	4,847,875.00	4,847,875.00
001.9060.0809	RETIREE INSURANCE PAYMENTS..	2,859,930.49	2,721,403.11	3,000,000.00	3,000,000.00	2,760,705.16	3,482,400.00	3,391,565.00	3,391,565.00	3,391,565.00
001.9060.0810	MEDICARE PAYMENTS..	220,286.90	316,838.40	235,000.00	235,000.00	116,170.80	300,000.00	300,000.00	300,000.00	300,000.00
Total Dept 9060	HOSPITAL/MEDICAL INS	6,747,019.33	6,859,456.68	7,249,000.00	7,249,000.00	6,841,354.47	9,570,584.00	8,582,053.00	8,539,440.00	8,539,440.00

Date Prepared: 11/15/2023 12:50 PM
Report Date: 11/15/2023
Account Table: 001
Alt. Sort Table:

THE CITY OF PEEKSKILL
2024 Adopted Budget

Fiscal Year: 2024 Period From: 1 To: 12

Account	Description	2021 Actual	2022 Actual Per 1-12	Original 2023 Budget	Adjusted 2023 Budget	2023 Actual	2024 REQUESTED Stage	2024 RECOMMEND Stage	2024 CITY COUNC Stage	2024 ADOPTED Stage
Type E	Expense									
Dept 9064	MANAGEMENT DENTAL									
001.9064.0807	MANAGEMENT DENTAL..	29,222.01	36,916.28	29,000.00	29,000.00	31,938.88	44,000.00	44,000.00	44,000.00	44,000.00
Total Dept 9064										
MANAGEMENT DENTAL		29,222.01	36,916.28	29,000.00	29,000.00	31,938.88	44,000.00	44,000.00	44,000.00	44,000.00

Date Prepared: 11/15/2023 12:50 PM
Report Date: 11/15/2023
Account Table: 001
Alt. Sort Table:

THE CITY OF PEEKSKILL
2024 Adopted Budget

Fiscal Year: 2024 Period From: 1 To: 12

Account	Description	2021 Actual	2022 Actual Per 1-12	Original 2023 Budget	Adjusted 2023 Budget	2023 Actual	2024 REQUESTED Stage	2024 RECOMMEND Stage	2024 CITY COUNCIL Stage	2024 ADOPTED Stage
Type E	Expense									
Dept 9078	TEAMSTERS WELFARE									
001.9078.0806	TEAMSTERS WELFARE..	147,300.00	132,000.00	150,000.00	150,000.00	142,025.00	150,000.00	150,000.00	150,000.00	150,000.00
Total Dept 9078	TEAMSTERS WELFARE	147,300.00	132,000.00	150,000.00	150,000.00	142,025.00	150,000.00	150,000.00	150,000.00	150,000.00

Date Prepared: 11/15/2023 12:50 PM
Report Date: 11/15/2023
Account Table: 001
Alt. Sort Table:

THE CITY OF PEEKSKILL
2024 Adopted Budget

Fiscal Year: 2024 Period From: 1 To: 12

Account	Description	2021 Actual	2022 Actual Per 1-12	Original 2023 Budget	Adjusted 2023 Budget	2023 Actual	2024 REQUESTED Stage	2024 RECOMMEND Stage	2024 CITY COUNC Stage	2024 ADOPTED Stage
Type E	Expense									
Dept 9089	OTHER EMPLOYEE BENEFITS									
001.9089.0800	SICK BONUS..	0.00	0.00	22,000.00	22,000.00	0.00	15,000.00	10,000.00	10,000.00	10,000.00
001.9089.0812	MTA MOBILITY TAX	61,521.53	72,621.57	67,500.00	67,500.00	59,148.00	86,250.00	86,250.00	85,806.00	85,806.00
Total Dept 9089	OTHER EMPLOYEE BENEFITS	61,521.53	72,621.57	89,500.00	89,500.00	59,148.00	101,250.00	96,250.00	95,806.00	95,806.00

Date Prepared: 11/15/2023 12:50 PM
Report Date: 11/15/2023
Account Table: 001
Alt. Sort Table:

THE CITY OF PEEKSKILL
2024 Adopted Budget

Fiscal Year: 2024 Period From: 1 To: 12

Account	Description	2021 Actual	2022 Actual Per 1-12	Original 2023 Budget	Adjusted 2023 Budget	2023 Actual	2024 REQUESTED Stage	2024 RECOMMEND Stage	2024 CITY COUNC Stage	2024 ADOPTED Stage
Type E	Expense									
Dept 9710	DEBT SERVICE - SERIAL BONDS									
001.9710.0600	PRINCIPAL ON BONDS..									
		2,379,100.00	2,210,800.00	2,050,700.00	2,050,700.00	2,050,700.00	1,800,000.00	1,800,000.00	1,800,000.00	1,800,000.00
001.9710.0700	INTEREST..									
		698,494.63	654,941.75	604,269.00	604,269.00	452,940.88	557,235.00	557,235.00	557,235.00	557,235.00
Total Dept 9710	DEBT SERVICE - SERIAL BONDS									
		3,077,594.63	2,865,741.75	2,654,969.00	2,654,969.00	2,503,640.88	2,357,235.00	2,357,235.00	2,357,235.00	2,357,235.00

Date Prepared: 11/15/2023 12:50 PM
Report Date: 11/15/2023
Account Table: 001
Alt. Sort Table:

THE CITY OF PEEKSKILL
2024 Adopted Budget

Fiscal Year: 2024 Period From: 1 To: 12

Account	Description	2021 Actual	2022 Actual Per 1-12	Original 2023 Budget	Adjusted 2023 Budget	2023 Actual	2024 REQUESTED Stage	2024 RECOMMEND Stage	2024 CITY COUNC Stage	2024 ADOPTED Stage
Type E	Expense									
Dept 9730	BOND ANTICIPATION NOTES									
001.9730.0600	PRINCIPAL ON BANS..									
		0.00	100,000.00	0.00	0.00	100,000.00	100,000.00	100,000.00	100,000.00	100,000.00
001.9730.0700	INTEREST..									
		0.00	18,499.99	0.00	0.00	52,499.99	55,000.00	55,000.00	55,000.00	55,000.00
Total Dept 9730										
BOND ANTICIPATION NOTES										
		0.00	118,499.99	0.00	0.00	152,499.99	155,000.00	155,000.00	155,000.00	155,000.00

Date Prepared: 11/15/2023 12:50 PM
Report Date: 11/15/2023
Account Table: 001
Alt. Sort Table:

THE CITY OF PEEKSKILL
2024 Adopted Budget

Fiscal Year: 2024 Period From: 1 To: 12

Account	Description	2021 Actual	2022 Actual Per 1-12	Original 2023 Budget	Adjusted 2023 Budget	2023 Actual	2024 REQUESTED Stage	2024 RECOMMEND Stage	2024 CITY COUNCIL Stage	2024 ADOPTED Stage
Type E	Expense									
Dept 9760	TAX ANTICIPATION NOTES									
001.9760.0700	INTEREST..	18,749.99	0.00	0.00	0.00	0.00	0.00	0.00	0.00	0.00
Total Dept 9760										
TAX ANTICIPATION NOTES		18,749.99	0.00	0.00	0.00	0.00	0.00	0.00	0.00	0.00

THE CITY OF PEEKSKILL
2024 Adopted Budget

Alt. Sort Table: Fiscal Year: 2024 Period From: 1 To: 12

Account	Description	2021 Actual	2022 Actual Per 1-12	Original 2023 Budget	Adjusted 2023 Budget	2023 Actual	2024 REQUESTED Stage	2024 RECOMMEND Stage	2024 CITY COUNC Stage	2024 ADOPTED Stage
Type E	Expense									
Dept 9785	INSTALLMENT PURCHASE DEBT									
001.9785.0600	PRINCIPAL ON PURCHASE DEBT									
Rank	Item Type Sub									
	1						189,619.00	189,619.00	189,619.00	189,619.00
	2						7,229.00	7,229.00	7,229.00	7,229.00
	3						392,522.00	392,522.00	392,522.00	392,522.00
	4						0.00	0.00	79,425.00	79,425.00
		397,364.68	365,359.62	471,133.00	471,133.00	529,617.86	589,370.00	589,370.00	668,795.00	668,795.00
001.9785.0700	INTEREST									
Rank	Item Type Sub									
	1						101,512.00	101,512.00	101,512.00	101,512.00
	2						3,871.00	3,871.00	3,871.00	3,871.00
	3						50,993.00	50,993.00	50,993.00	50,993.00
	4						0.00	0.00	12,575.00	12,575.00
		129,216.00	51,296.00	154,864.00	154,864.00	95,491.21	156,376.00	156,376.00	168,951.00	168,951.00
Total Dept 9785	INSTALLMENT PURCHASE DEBT									
		526,580.68	416,655.62	625,997.00	625,997.00	625,109.07	745,746.00	745,746.00	837,746.00	837,746.00

Date Prepared: 11/15/2023 12:50 PM
Report Date: 11/15/2023
Account Table: 001
Alt. Sort Table:

THE CITY OF PEEKSKILL
2024 Adopted Budget

BUD4050 1.0
Page 99 of 99
Prepared By: TONI

Fiscal Year: 2024 Period From: 1 To: 12

Account	Description	2021 Actual	2022 Actual Per 1-12	Original 2023 Budget	Adjusted 2023 Budget	2023 Actual	2024 REQUESTED Stage	2024 RECOMMEND Stage	2024 CITY COUNC Stage	2024 ADOPTED Stage
Type E	Expense									
Dept 9950	TRANSFERS TO CAPITAL FUND									
001.9950.0907	TRANSFERS TO CAPITAL FUND..	500,000.00	500,000.00	500,000.00	500,000.00	0.00	500,000.00	300,000.00	300,000.00	300,000.00
Total Dept 9950	TRANSFERS TO CAPITAL FUND	500,000.00	500,000.00	500,000.00	500,000.00	0.00	500,000.00	300,000.00	300,000.00	300,000.00
Total Type E	Expense	40,387,487.47	45,330,269.16	47,641,764.00	48,232,024.75	33,897,150.70	54,255,110.00	50,972,234.00	51,028,234.00	51,028,234.00
Grand Total		(3,615,354.64)	246,104.36	0.00	585,260.75	(4,789,259.60)	0.00	0.00	0.00	0.00

NOTE: One or more accounts may not be printed due to Account Table restrictions.

CITY OF PEEKSKILL
GENERAL FUND - FUND BALANCE
LAST AUDITED FINANCIAL - 12/31/22

Projections as of 2/1/2024

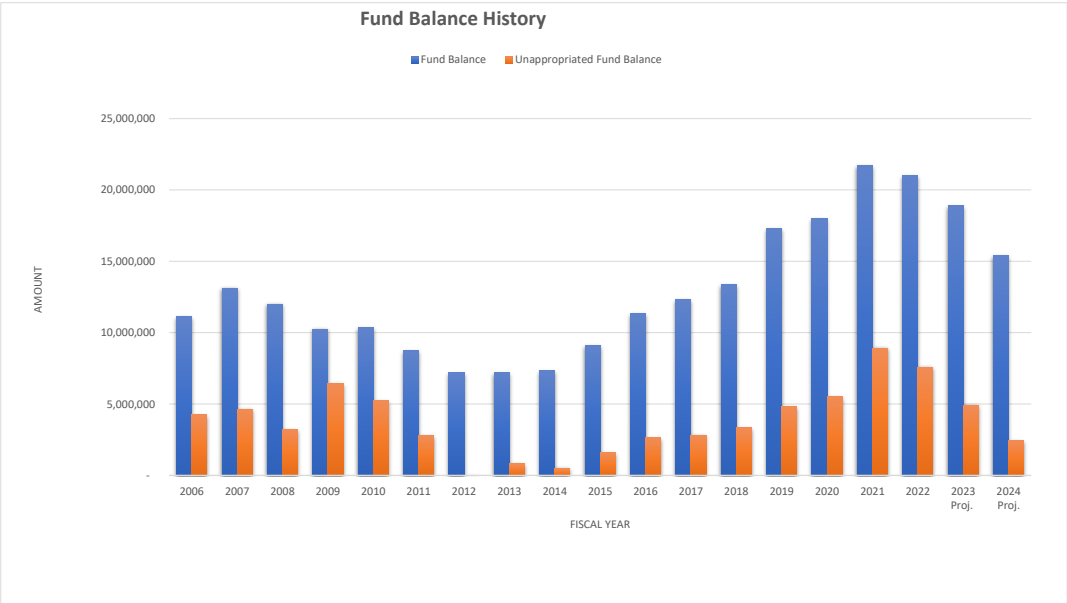
Use of Fund Balance
Adjusted Fund Balance

Based on Audited Financial Statements						Audit Pending - March '24	Current Fiscal Year	
						Restriction for lawsuit- Resolution J15. 11/27/23	2023 Projection 1-2024	2024 Projection
SUMMARY								
Beginning Balance	12,295,535	16,312,965	16,706,700	17,988,093	21,721,936		21,021,531	19,377,425
Prior Period Adjustment								
Revenue	41,363,975	42,301,171	40,318,109	44,535,788	45,069,578		46,000,954	48,528,233
Expenditures	40,300,382	41,331,117	39,036,716	40,801,945	45,769,983		47,645,060	51,028,233
Settlement Payout - Jan. 2024							(1,015,000)	(1,015,000)
Ending Balance	13,359,128	17,283,019	17,988,093	21,721,936	21,021,531		19,377,425	15,862,425
Net Change in Fund Balance	1,063,593	3,923,891	1,281,393	3,733,843	(700,405)		(1,644,106)	(2,500,000)
DETAIL BY DESIGNATION								
						Shift to Reserve		
Non Spendable								
Reserve for Prepaid	1,306,067	1,152,834	1,134,582	1,227,320	1,283,403		1,283,403	1,283,403
Reserve for Long Term Receivable	229,283	205,695	459,141	-	-		-	-
							-	-
							-	-
Restricted								
Restricted for General Liability	349,972	351,722	353,481	355,248	357,024		357,024	357,024
Restricted for Workers Comp	245,169	246,395	247,627	248,865	250,109		250,109	250,109
Restricted for Debt Service					16,187		16,187	16,187
Restricted for Fire House	5,060,452	4,440,009	4,461,300	4,641,291	5,084,483		5,084,483	5,084,483
Restricted for Fire Service Award	-	2,604,702	2,733,258	2,780,109	2,328,817		2,328,817	2,328,817
Restricted for Ambulance Service	-	733,311	833,414	964,374	856,694		856,694	856,694
RESTRICTED FOR LAWSUIT						1,015,000	1,015,000	(1,015,000)
							-	-
Committed								
Designated for State Retirement	300,000	300,000	300,000	300,000	300,000		300,000	300,000
Designated for Tax Stabilization	573,975	573,975	573,975	573,975	223,975		223,975	223,975
Designated for OPEB					-		-	-
Designated for Capital Projects	-			-	-		-	-
Designated for Subsequent Year's Budget					350,000		350,000	350,000
Designated for Fire House	-	-	-	-	-		-	-
Assigned								
Restricted for Encumbrances	91,704	64,240	103,838	96,681	135,393		135,393	135,393
Designated for Subsequent Years	1,527,000	1,537,000	2,051,000	1,510,000	2,150,000		2,150,000	2,150,000
Designated for Tax Cert	336,042	270,695	170,080	102,700	102,008		102,008	102,008
							-	-
Unassigned								
Unrestricted and Undesignated	3,339,464	4,802,441	5,512,804	8,921,373	7,583,438	(1,015,000)	4,924,332	2,424,332
Total Fund Balance	13,359,128	17,283,019	18,934,500	21,721,936	21,021,531	(1,644,106)	19,377,425	(3,515,000)
				2021	2022		2023	2024

CITY OF PEEKSKILL
GENERAL FUND - FUND BALANCE
LAST AUDITED FINANCIAL - 12/31/22

Projections as of 2/01/24

	Fund Balance	Unappropriated Fund Balance
2006	11,115,485	4,236,799
2007	13,113,740	4,621,332
2008	11,985,755	3,216,500
2009	10,235,891	6,446,877
2010	10,348,401	5,221,835
2011	8,717,455	2,762,856
2012	7,196,748	7,556
2013	7,200,163	803,192
2014	7,334,296	496,988
2015	9,076,680	1,590,953
2016	11,317,844	2,625,782
2017	12,295,535	2,826,512
2018	13,359,128	3,339,464
2019	17,283,019	4,802,441
2,020	17,988,093	5,512,804
2021	21,721,936	8,921,373
2022	21,021,531	7,583,438
2023 Proj.	18,901,501	4,448,408
2024 Proj.	15,386,501	1,948,408



CITY OF PEEKSKILL

2024 Adopted Budget

November 13, 2023

WATER FUND

Budget by Line Detail

131 - 148

2024 Adopted Budget Parameters

Report ID:	2024BUDGET				
Version Code:	2024 BUDGET 1	Year:	2024	Print Summary Page:	No
Period:	1	To:	12		
Memo Date:		To:			
Description:	Display	Acct Status:	Active	Use Alt Fund:	No
Summary Only:	No	Print Account No.:	Yes	Exclude Revenue Brackets:	No
Spacing:	Single	Suppress Zero Accts:	Yes	Grand Totals on Separate Page:	No
Print:	Zeroes	Include Accts From Version Only:	Yes	Print Detail:	Yes
				Truncate Detail Desc Based on " ":	No

Account Table:	002	FUND 002 WATER FUND			
	Rule No.	Component	From	To	Acct Type From To
	1	FUND	002	002	

Alt. Sort Table:					
Sort:		Sort	Subtotal	Page Break	Subheading
	1	Type	Yes	Yes	Yes
	2	Dept	Yes	Yes	Yes

Print Last Sort Component No.: No Print Display Description: No

THE CITY OF PEEKSKILL
2024 Adopted Budget

Fiscal Year: 2024 Period From: 1 To: 12

Account	Description	2021 Actual	2022 Actual Per 1-12	Original 2023 Budget	Adjusted 2023 Budget	2023 Actual	2024 REQUESTED Stage	2024 RECOMMEND Stage	2024 CITY COUNC Stage	2024 ADOPTED Stage
Type R	Revenue									
Dept 0002	.									
002.0002.2140	METERED WATER SALES..	7,552,171.44	8,046,923.85	7,758,579.00	7,758,579.00	(5,855,239.08)	8,702,691.00	8,702,691.00	8,702,691.00	8,702,691.00
002.0002.2148	INTEREST & PENALTIES..	368,107.25	297,108.36	375,000.00	375,000.00	268,063.02	347,304.00	347,304.00	347,304.00	347,304.00
002.0002.2378	SERV. TO OTHER GOVERNMENTS..	0.00	216,230.93	442,120.00	442,120.00	0.00	60,000.00	60,000.00	60,000.00	60,000.00
002.0002.2402	APPROPRIATED FUND BALANCE..	0.00	0.00	0.00	0.00	0.00	150,000.00	50,000.00	50,000.00	50,000.00
002.0002.2650	SALE OF SCRAP & EXCESS MAT'LS...	0.00	16,900.00	10,000.00	10,000.00	0.00	5,000.00	5,000.00	5,000.00	5,000.00
002.0002.2680	INSURANCE RECOVERIES..	0.00	628,049.64	0.00	0.00	0.00	0.00	0.00	0.00	0.00
002.0002.2770	MISCELLANEOUS..	25,175.49	31,436.02	35,000.00	35,000.00	39,798.78	32,974.00	32,974.00	32,974.00	32,974.00
Total Dept 0002	.	(7,945,454.18)	(9,236,648.80)	(8,620,699.00)	(8,620,699.00)	5,547,377.28	(9,297,969.00)	(9,197,969.00)	(9,197,969.00)	(9,197,969.00)
Total Type R Revenue		(7,945,454.18)	(9,236,648.80)	(8,620,699.00)	(8,620,699.00)	5,547,377.28	(9,297,969.00)	(9,197,969.00)	(9,197,969.00)	(9,197,969.00)

THE CITY OF PEEKSKILL
2024 Adopted Budget

Fiscal Year: 2024 Period From: 1 To: 12

Account	Description	2021 Actual	2022 Actual Per 1-12	Original 2023 Budget	Adjusted 2023 Budget	2023 Actual	2024 REQUESTED Stage	2024 RECOMMEND Stage	2024 CITY COUNC Stage	2024 ADOPTED Stage
Type E	Expense									
Dept 1900	SPECIAL ITEMS									
002.1900.1910	UNALLOCATED INSURANCE..									
	91,835.50	45,000.00	49,500.00	49,500.00	0.00	60,000.00	60,000.00	60,000.00	60,000.00	60,000.00
002.1900.1950	TAXES ON CITY PROPERTY..									
	154,887.81	148,255.06	175,000.00	175,000.00	146,261.75	180,000.00	180,000.00	180,000.00	180,000.00	180,000.00
002.1900.1970	CONSULTANT SERVICES..									
	0.00	96,102.00	145,000.00	145,000.00	41,365.00	100,000.00	100,000.00	100,000.00	100,000.00	100,000.00
002.1900.1971	SPECIAL COUNSEL ACCOUNT									
	0.00	0.00	25,000.00	25,000.00	0.00	25,000.00	25,000.00	25,000.00	25,000.00	25,000.00
002.1900.1990	CONTINGENT..									
	0.00	0.00	50,000.00	100,000.00	0.00	0.00	0.00	0.00	0.00	0.00
Total Dept 1900										
SPECIAL ITEMS		246,723.31	289,357.06	444,500.00	494,500.00	187,626.75	365,000.00	365,000.00	365,000.00	365,000.00

Account	Description	2021 Actual	2022 Actual Per 1-12	Original 2023 Budget	Adjusted 2023 Budget	2023 Actual	2024 REQUESTED Stage	2024 RECOMMEND Stage	2024 CITY COUNC Stage	2024 ADOPTED Stage
Type E	Expense									
Dept 8310	WATER ADMINISTRATION									
002.8310.0100	PERSONNEL SERVICES..									
Rank	Item Type Sub									
	1						80,471.00	80,471.00	80,471.00	80,471.00
	2						60,945.00	60,945.00	60,945.00	60,945.00
	3						57,500.00	57,500.00	57,500.00	57,500.00
	4						38,495.00	38,495.00	38,495.00	38,495.00
		140,129.02	247,202.32	249,862.00	249,862.00	241,424.80	237,411.00	237,411.00	237,411.00	237,411.00
002.8310.0101	PERSONNEL SERVICES - OVERTIME..									
		169.96	11,850.40	0.00	0.00	5,669.89	10,000.00	10,000.00	10,000.00	10,000.00
002.8310.0103	LONGEVITY..									
		0.00	0.00	600.00	600.00	0.00	600.00	600.00	600.00	600.00
002.8310.0401	PROFESSIONAL FEES									
		0.00	0.00	30,000.00	30,000.00	0.00	0.00	0.00	0.00	0.00
002.8310.0402	POSTAGE..									
		4,740.01	10,529.13	7,000.00	7,000.00	11,725.53	10,000.00	10,000.00	10,000.00	10,000.00
002.8310.0410	OFFICE SUPPLIES..									
		1,654.06	985.84	2,500.00	2,500.00	1,209.92	2,500.00	2,500.00	2,500.00	2,500.00
002.8310.0411	PRINTING..									
		16.00	3,082.15	5,000.00	5,000.00	3,054.70	5,000.00	5,000.00	5,000.00	5,000.00
002.8310.0412	PUBLICATIONS..									
		0.00	0.00	500.00	500.00	0.00	500.00	500.00	500.00	500.00
002.8310.0414	GAS, OIL, A/F..									
		1,555.90	544.74	3,000.00	3,000.00	1,114.53	3,000.00	3,000.00	3,000.00	3,000.00
002.8310.0415	VEHICLE PARTS..									
		30.26	0.00	1,000.00	1,000.00	396.62	1,000.00	1,000.00	1,000.00	1,000.00
002.8310.0440	TELEPHONE..									
		779.49	896.03	1,000.00	1,000.00	586.44	1,000.00	1,000.00	1,000.00	1,000.00
002.8310.0444	ADVERTISING..									
		3,020.00	1,560.00	2,500.00	2,500.00	1,768.00	2,500.00	2,500.00	2,500.00	2,500.00
002.8310.0445	CONFERENCES & EDUCATION..									
		2,425.00	2,282.00	2,000.00	2,000.00	200.00	2,000.00	2,000.00	2,000.00	2,000.00
002.8310.0446	TRAVEL..									
		518.29	122.03	250.00	250.00	98.00	250.00	250.00	250.00	250.00
002.8310.0452	MAINTENANCE OF EQUIPMENT..									
		0.00	291.45	1,500.00	1,500.00	33.11	1,500.00	1,500.00	1,500.00	1,500.00
002.8310.0456	RADIO MAINTENANCE..									
		0.00	0.00	1,000.00	1,000.00	0.00	18,000.00	18,000.00	18,000.00	18,000.00
002.8310.0463	WATER/SCHOOL COLLECTION FEE..									

THE CITY OF PEEKSKILL
2024 Adopted Budget

Fiscal Year: 2024 Period From: 1 To: 12

Account	Description	2021 Actual	2022 Actual Per 1-12	Original 2023 Budget	Adjusted 2023 Budget	2023 Actual	2024 REQUESTED Stage	2024 RECOMMEND Stage	2024 CITY COUNC Stage	2024 ADOPTED Stage
Type E	Expense									
Dept 8310	WATER ADMINISTRATION									
002.8310.0463	WATER/SCHOOL COLLECTION FEE..	0.00	3,018.77	0.00	0.00	4,380.07	3,000.00	3,000.00	3,000.00	3,000.00
002.8310.0464	RENTAL..	0.00	546.69	500.00	500.00	0.00	500.00	500.00	500.00	500.00
002.8310.0465	AUDITING..	7,652.25	7,652.25	8,200.00	8,200.00	8,200.00	10,000.00	10,000.00	10,000.00	10,000.00
002.8310.0466	COMPUTER SERVICES..	0.00	0.00	5,000.00	5,000.00	0.00	24,745.00	24,745.00	24,745.00	24,745.00
002.8310.0468	BOND & NOTE EXPENSES..	17,468.00	15,394.00	25,000.00	25,000.00	13,260.00	25,000.00	25,000.00	25,000.00	25,000.00
002.8310.0800	MISC EMPLOYEE BENEFITS..	500.00	100.00	250.00	250.00	150.00	500.00	500.00	500.00	500.00
002.8310.0803	SOCIAL SECURITY..	10,111.82	19,322.94	12,500.00	12,500.00	18,545.40	18,973.00	18,973.00	18,973.00	18,973.00
002.8310.0809	RETIREE INSURANCE PAYMENTS..	247,857.94	98,758.83	310,000.00	310,000.00	213,094.64	0.00	0.00	0.00	0.00
Total Dept 8310										
WATER ADMINISTRATION		438,628.00	424,139.57	669,162.00	669,162.00	524,911.65	377,979.00	377,979.00	377,979.00	377,979.00

THE CITY OF PEEKSKILL
2024 Adopted Budget

Fiscal Year: 2024 Period From: 1 To: 12

Account		Description	2021 Actual	2022 Actual Per 1-12	Original 2023 Budget	Adjusted 2023 Budget	2023 Actual	2024 REQUESTED Stage	2024 RECOMMEND Stage	2024 CITY COUNC Stage	2024 ADOPTED Stage
Type E		Expense									
Dept 8320		SOURCE OF SUPPLY									
002.8320.0100		PERSONNEL SERVICES..									
Rank	Item Type Sub										
	1	WATERSHED INSPECTOR						118,111.00	118,111.00	118,111.00	118,111.00
			0.00	0.00	0.00	0.00	0.00	118,111.00	118,111.00	118,111.00	118,111.00
002.8320.0200		EQUIPMENT..									
			3,377.32	19,736.36	25,000.00	25,000.00	7,299.27	25,000.00	25,000.00	25,000.00	25,000.00
002.8320.0413		TIRES, TUBES, CHAINS..									
			1,268.60	2,831.40	1,000.00	1,000.00	421.27	1,000.00	1,000.00	1,000.00	1,000.00
002.8320.0414		GAS, OIL, A/F..									
			1,154.81	1,826.59	3,000.00	3,000.00	1,473.09	3,000.00	3,000.00	3,000.00	3,000.00
002.8320.0415		VEHICLE PARTS..									
			11,184.55	3,412.84	1,000.00	1,000.00	1,191.98	1,000.00	1,000.00	1,000.00	1,000.00
002.8320.0423		SMALL TOOLS OR EQUIPMENT..									
			36,366.21	(25,927.60)	3,500.00	3,500.00	0.00	3,500.00	3,500.00	3,500.00	3,500.00
002.8320.0428		CLEANING SUPPLIES..									
			0.00	0.00	1,000.00	1,000.00	0.00	1,000.00	1,000.00	1,000.00	1,000.00
002.8320.0441		LIGHT & POWER..									
			279,724.55	343,489.35	310,000.00	310,000.00	224,946.54	310,000.00	310,000.00	310,000.00	310,000.00
002.8320.0442		HEAT..									
			0.00	55.83	0.00	0.00	0.00	0.00	0.00	0.00	0.00
002.8320.0448		CLOTHING..									
			0.00	0.00	0.00	0.00	0.00	500.00	500.00	500.00	500.00
002.8320.0452		MAINTENANCE OF EQUIPMENT..									
			6,825.21	3,736.78	8,000.00	8,000.00	5,615.12	5,000.00	5,000.00	5,000.00	5,000.00
002.8320.0453		VEHICLE MAINTENANCE..									
			3,500.19	8,066.84	1,000.00	1,000.00	1,658.83	1,000.00	1,000.00	1,000.00	1,000.00
002.8320.0459		BUILDING MAINTENANCE..									
			20,875.90	11,081.29	22,000.00	22,000.00	5,682.22	10,000.00	10,000.00	10,000.00	10,000.00
002.8320.0461		DAM MAINTENANCE..									
			48,555.00	43,590.00	250,000.00	265,855.00	8,000.00	150,000.00	150,000.00	150,000.00	150,000.00
002.8320.0462		EMERG. WATER PURCHASE..									
			7,865.24	0.00	0.00	0.00	136,608.93	100,000.00	100,000.00	100,000.00	100,000.00
002.8320.0464		RENTAL..									
			0.00	0.00	500.00	500.00	0.00	500.00	500.00	500.00	500.00
002.8320.0803		SOCIAL SECURITY..									
			0.00	0.00	0.00	0.00	0.00	9,035.00	9,035.00	9,035.00	9,035.00

Total Dept 8320
SOURCE OF SUPPLY

Date Prepared: 11/15/2023 12:53 PM
Report Date: 11/15/2023
Account Table: 002
Alt. Sort Table:

THE CITY OF PEEKSKILL
2024 Adopted Budget

Fiscal Year: 2024 Period From: 1 To: 12

Account	Description	2021 Actual	2022 Actual Per 1-12	Original 2023 Budget	Adjusted 2023 Budget	2023 Actual	2024 REQUESTED Stage	2024 RECOMMEND Stage	2024 CITY COUNC Stage	2024 ADOPTED Stage
Type E	Expense									
Dept 8320	SOURCE OF SUPPLY									
		420,697.58	411,899.68	626,000.00	641,855.00	392,897.25	738,646.00	738,646.00	738,646.00	738,646.00

Account	Description	2021 Actual	2022 Actual Per 1-12	Original 2023 Budget	Adjusted 2023 Budget	2023 Actual	2024 REQUESTED Stage	2024 RECOMMEND Stage	2024 CITY COUNC Stage	2024 ADOPTED Stage
Type E	Expense									
Dept 8330	PURIFICATION									
002.8330.0100	PERSONNEL SERVICES..									
Rank	Item Type Sub									
	1						95,603.00	95,603.00	95,603.00	95,603.00
	2						447,145.00	447,145.00	447,145.00	447,145.00
	3						91,896.00	91,896.00	91,896.00	91,896.00
		386,727.82	571,889.01	630,562.00	630,562.00	424,127.30	634,644.00	634,644.00	634,644.00	634,644.00
002.8330.0101	PERSONNEL SERVICES - OVERTIME..									
		29,934.19	58,828.45	35,000.00	35,000.00	28,633.65	35,000.00	35,000.00	35,000.00	35,000.00
002.8330.0103	LONGEVITY..									
		1,000.00	1,000.00	1,000.00	1,000.00	1,000.00	1,000.00	1,000.00	1,000.00	1,000.00
002.8330.0106	DIFFERENTIAL..									
		3,075.53	3,300.86	20,000.00	20,000.00	3,562.66	20,000.00	20,000.00	20,000.00	20,000.00
002.8330.0200	EQUIPMENT..									
		86,578.12	91,167.11	0.00	480,285.44	485,670.44	250,000.00	250,000.00	250,000.00	250,000.00
002.8330.0401	PERMITS & FEES..									
		1,558.50	3,309.76	5,000.00	5,000.00	840.00	5,000.00	5,000.00	5,000.00	5,000.00
002.8330.0410	OFFICE SUPPLIES..									
		851.34	1,336.95	1,500.00	1,500.00	340.74	1,500.00	1,500.00	1,500.00	1,500.00
002.8330.0414	GAS, OIL, A/F..									
		5,621.50	7,564.61	2,500.00	2,500.00	6,824.91	2,500.00	2,500.00	2,500.00	2,500.00
002.8330.0415	VEHICLE PARTS..									
		0.00	248.42	1,000.00	1,000.00	0.00	1,000.00	1,000.00	1,000.00	1,000.00
002.8330.0417	PAINT & SUPPLIES..									
		3,475.24	7,522.60	3,000.00	3,000.00	2,247.08	3,000.00	3,000.00	3,000.00	3,000.00
002.8330.0423	SMALL TOOLS OR EQUIPMENT..									
		7,491.43	6,542.91	5,000.00	5,000.00	5,348.34	5,000.00	5,000.00	5,000.00	5,000.00
002.8330.0428	CLEANING SUPPLIES..									
		2,009.87	568.99	2,000.00	2,000.00	358.43	2,000.00	2,000.00	2,000.00	2,000.00
002.8330.0440	TELEPHONE..									
		17,643.19	12,098.76	10,000.00	10,000.00	11,579.07	10,000.00	10,000.00	10,000.00	10,000.00
002.8330.0441	LIGHT & POWER..									
		174,691.79	225,740.90	204,000.00	204,000.00	151,377.39	220,000.00	220,000.00	220,000.00	220,000.00
002.8330.0442	HEAT..									
		44,679.86	47,057.82	50,000.00	50,000.00	31,355.40	55,000.00	55,000.00	55,000.00	55,000.00
002.8330.0445	CONFERENCES & EDUCATION..									
		250.00	360.00	2,000.00	2,000.00	0.00	2,000.00	2,000.00	2,000.00	2,000.00
002.8330.0448	CLOTHING..									
		1,653.84	6,492.75	3,000.00	3,000.00	0.00	3,500.00	3,500.00	3,500.00	3,500.00

THE CITY OF PEEKSKILL
2024 Adopted Budget

Fiscal Year: 2024 Period From: 1 To: 12

Account	Description	2021 Actual	2022 Actual Per 1-12	Original 2023 Budget	Adjusted 2023 Budget	2023 Actual	2024 REQUESTED Stage	2024 RECOMMEND Stage	2024 CITY COUNC Stage	2024 ADOPTED Stage
Type E	Expense									
Dept 8330	PURIFICATION									
002.8330.0452	MAINTENANCE OF EQUIPMENT..									
	87,575.38	144,695.00	50,000.00	230,013.96	215,497.56		50,000.00	50,000.00	50,000.00	50,000.00
002.8330.0459	BUILDING MAINTENANCE..									
	13,173.33	16,660.28	40,000.00	40,000.00	18,455.78		40,000.00	40,000.00	40,000.00	40,000.00
002.8330.0469	LABORATORY SERVICES..									
	20,030.73	21,075.64	25,000.00	25,000.00	21,641.78		25,000.00	25,000.00	25,000.00	25,000.00
002.8330.0487	CHEMICALS..									
	354,952.42	392,003.06	615,160.00	649,248.59	373,094.02		600,000.00	500,000.00	500,000.00	500,000.00
002.8330.0491	VALVES, METERS, ETC...									
	10,620.27	3,982.28	13,000.00	63,000.00	6,999.50		13,000.00	13,000.00	13,000.00	13,000.00
002.8330.0800	MISC EMPLOYEE BENEFITS..									
	1,000.00	1,000.00	1,000.00	1,000.00	500.00		1,000.00	1,000.00	1,000.00	1,000.00
002.8330.0803	SOCIAL SECURITY..									
	31,882.93	47,980.50	52,550.00	52,550.00	33,229.15		51,305.00	51,305.00	51,305.00	51,305.00
Total Dept 8330										
PURIFICATION										
		1,286,477.28	1,672,426.66	1,772,272.00	2,516,659.99	1,822,683.20	2,031,449.00	1,931,449.00	1,931,449.00	1,931,449.00

Account	Description	2021 Actual	2022 Actual Per 1-12	Original 2023 Budget	Adjusted 2023 Budget	2023 Actual	2024 REQUESTED Stage	2024 RECOMMEND Stage	2024 CITY COUNC Stage	2024 ADOPTED Stage
Type E	Expense									
Dept 8340	DISTRIBUTION									
002.8340.0100	PERSONNEL SERVICES..									
Rank	Item Type Sub									
	1						47,802.00	47,802.00	47,802.00	47,802.00
	2						91,896.00	91,896.00	91,896.00	91,896.00
	3						257,166.00	257,166.00	257,166.00	257,166.00
	4						159,122.00	159,122.00	159,122.00	159,122.00
		487,580.18	549,906.27	587,209.00	587,209.00	357,297.83	555,986.00	555,986.00	555,986.00	555,986.00
002.8340.0101	PERSONNEL SERVICES - OVERTIME..									
		50,421.31	72,684.60	35,000.00	35,000.00	47,376.35	35,000.00	35,000.00	35,000.00	35,000.00
002.8340.0103	LONGEVITY..									
		4,000.00	3,700.00	1,750.00	1,750.00	2,200.00	2,600.00	2,600.00	2,600.00	2,600.00
002.8340.0200	EQUIPMENT & CAPITAL OUTLAY									
		13,989.22	42,833.03	100,000.00	100,000.00	100,213.65	100,000.00	100,000.00	100,000.00	100,000.00
002.8340.0413	TIRES, TUBES, CHAINS..									
		0.00	0.00	2,500.00	2,500.00	0.00	2,500.00	2,500.00	2,500.00	2,500.00
002.8340.0414	GAS, OIL, A/F..									
		7,492.44	16,445.77	12,000.00	12,000.00	6,208.00	12,000.00	12,000.00	12,000.00	12,000.00
002.8340.0415	VEHICLE PARTS..									
		1,132.58	3,081.51	7,000.00	7,000.00	436.18	7,000.00	7,000.00	7,000.00	7,000.00
002.8340.0417	PAINT & SUPPLIES..									
		1,076.41	129.51	2,000.00	2,000.00	4,746.14	3,000.00	3,000.00	3,000.00	3,000.00
002.8340.0418	STREET REPAIR MATERIALS..									
		8,180.29	16,866.05	10,000.00	10,000.00	13,149.02	10,000.00	10,000.00	10,000.00	10,000.00
002.8340.0423	SMALL TOOLS OR EQUIPMENT..									
		5,106.00	789.29	5,000.00	5,000.00	2,578.40	5,000.00	5,000.00	5,000.00	5,000.00
002.8340.0441	LIGHT & POWER..									
		5,245.88	5,577.72	6,000.00	6,000.00	5,813.00	6,000.00	6,000.00	6,000.00	6,000.00
002.8340.0445	CONFERENCES & EDUCATION..									
		525.00	0.00	1,000.00	1,000.00	0.00	1,000.00	1,000.00	1,000.00	1,000.00
002.8340.0448	CLOTHING..									
		3,269.22	3,375.00	3,000.00	3,000.00	0.00	1,000.00	1,000.00	1,000.00	1,000.00
002.8340.0453	VEHICLE MAINTENANCE..									
		4,098.51	4,425.67	8,000.00	8,000.00	1,575.81	0.00	0.00	0.00	0.00
002.8340.0462	METER REPAIRS..									
		0.00	0.00	0.00	0.00	0.00	8,000.00	8,000.00	8,000.00	8,000.00
002.8340.0464	RENTAL..									
		775.32	1,505.85	2,400.00	2,400.00	1,860.11	2,500.00	2,500.00	2,500.00	2,500.00
002.8340.0475	CONTRACTS									

THE CITY OF PEEKSKILL
2024 Adopted Budget

Fiscal Year: 2024 Period From: 1 To: 12

Account	Description	2021 Actual	2022 Actual Per 1-12	Original 2023 Budget	Adjusted 2023 Budget	2023 Actual	2024 REQUESTED Stage	2024 RECOMMEND Stage	2024 CITY COUNC Stage	2024 ADOPTED Stage
Type E	Expense									
Dept 8340	DISTRIBUTION									
002.8340.0475	CONTRACTS	22,022.00	26,201.50	35,000.00	36,012.50	10,258.50	40,000.00	40,000.00	40,000.00	40,000.00
002.8340.0491	VALVES, METERS, ETC...	17,622.49	14,109.90	150,000.00	218,914.39	283,428.05	150,000.00	150,000.00	150,000.00	150,000.00
002.8340.0493	STAND PIPE MAINTENANCE..	19,960.00	0.00	15,000.00	15,000.00	0.00	0.00	0.00	0.00	0.00
002.8340.0800	MISC EMPLOYEE BENEFITS..	650.00	1,000.00	1,000.00	1,000.00	1,000.00	10,000.00	10,000.00	10,000.00	10,000.00
002.8340.0803	SOCIAL SECURITY..	41,142.05	47,144.44	47,800.00	47,800.00	29,908.78	45,409.00	45,409.00	45,409.00	45,409.00
Total Dept 8340	DISTRIBUTION	694,288.90	809,776.11	1,031,659.00	1,101,585.89	868,049.82	996,995.00	996,995.00	996,995.00	996,995.00

Date Prepared: 11/15/2023 12:53 PM
Report Date: 11/15/2023
Account Table: 002
Alt. Sort Table:

THE CITY OF PEEKSKILL
2024 Adopted Budget

Fiscal Year: 2024 Period From: 1 To: 12

Account	Description	2021 Actual	2022 Actual Per 1-12	Original 2023 Budget	Adjusted 2023 Budget	2023 Actual	2024 REQUESTED Stage	2024 RECOMMEND Stage	2024 CITY COUNCIL Stage	2024 ADOPTED Stage
Type E	Expense									
Dept 9010	STATE RETIREMENT									
002.9010.0801	STATE RETIREMENT..	309,351.00	281,879.00	350,000.00	350,000.00	0.00	330,000.00	330,000.00	330,000.00	330,000.00
Total Dept 9010	STATE RETIREMENT	309,351.00	281,879.00	350,000.00	350,000.00	0.00	330,000.00	330,000.00	330,000.00	330,000.00

THE CITY OF PEEKSKILL
2024 Adopted Budget

Fiscal Year: 2024 Period From: 1 To: 12

Account	Description	2021 Actual	2022 Actual Per 1-12	Original 2023 Budget	Adjusted 2023 Budget	2023 Actual	2024 REQUESTED Stage	2024 RECOMMEND Stage	2024 CITY COUNCIL Stage	2024 ADOPTED Stage
Type E	Expense									
Dept 9040	WORKMANS COMPENSATION									
002.9040.0804	WORKMENS COMPENSATION..	44,223.68	62,576.32	80,000.00	80,000.00	55,510.52	80,000.00	80,000.00	80,000.00	80,000.00
Total Dept 9040	WORKMANS COMPENSATION	44,223.68	62,576.32	80,000.00	80,000.00	55,510.52	80,000.00	80,000.00	80,000.00	80,000.00

THE CITY OF PEEKSKILL
2024 Adopted Budget

Fiscal Year: 2024 Period From: 1 To: 12

Account	Description	2021 Actual	2022 Actual Per 1-12	Original 2023 Budget	Adjusted 2023 Budget	2023 Actual	2024 REQUESTED Stage	2024 RECOMMEND Stage	2024 CITY COUNC Stage	2024 ADOPTED Stage
Type E	Expense									
Dept 9060	HOSPITAL/MEDICAL INS									
002.9060.0805	HOSPITALIZATION..	360,111.45	355,561.12	370,000.00	370,000.00	366,220.58	460,000.00	460,000.00	460,000.00	460,000.00
002.9060.0809	RETIREE INSURANCE PAYMENTS..	43,489.32	114,664.38	250,000.00	250,000.00	48,641.52	400,000.00	400,000.00	400,000.00	400,000.00
002.9060.0810	MEDICARE PAYMENTS..	22,839.30	13,063.20	25,000.00	25,000.00	11,674.20	25,000.00	25,000.00	25,000.00	25,000.00
Total Dept 9060	HOSPITAL/MEDICAL INS	426,440.07	483,288.70	645,000.00	645,000.00	426,536.30	885,000.00	885,000.00	885,000.00	885,000.00

THE CITY OF PEEKSKILL
2024 Adopted Budget

Fiscal Year: 2024 Period From: 1 To: 12

Account	Description	2021 Actual	2022 Actual Per 1-12	Original 2023 Budget	Adjusted 2023 Budget	2023 Actual	2024 REQUESTED Stage	2024 RECOMMEND Stage	2024 CITY COUNCIL Stage	2024 ADOPTED Stage
Type E	Expense									
Dept 9070	TEAMSTERS WELFARE									
002.9070.0806	TEAMSTERS WELFARE..	21,000.00	19,500.00	22,000.00	22,000.00	25,500.00	28,000.00	28,000.00	28,000.00	28,000.00
Total Dept 9070	TEAMSTERS WELFARE	21,000.00	19,500.00	22,000.00	22,000.00	25,500.00	28,000.00	28,000.00	28,000.00	28,000.00

THE CITY OF PEEKSKILL
2024 Adopted Budget

Fiscal Year: 2024 Period From: 1 To: 12

Account	Description	2021 Actual	2022 Actual Per 1-12	Original 2023 Budget	Adjusted 2023 Budget	2023 Actual	2024 REQUESTED Stage	2024 RECOMMEND Stage	2024 CITY COUNCIL Stage	2024 ADOPTED Stage
Type E	Expense									
Dept 9089	OTHER EMPLOYEE BENEFITS									
002.9089.0812	MTA MOBILITY TAX	3,738.25	5,184.96	6,000.00	6,000.00	3,928.92	6,000.00	6,000.00	6,000.00	6,000.00
Total Dept 9089										
OTHER EMPLOYEE BENEFITS		3,738.25	5,184.96	6,000.00	6,000.00	3,928.92	6,000.00	6,000.00	6,000.00	6,000.00

THE CITY OF PEEKSKILL
2024 Adopted Budget

Fiscal Year: 2024 Period From: 1 To: 12

Account	Description	2021 Actual	2022 Actual Per 1-12	Original 2023 Budget	Adjusted 2023 Budget	2023 Actual	2024 REQUESTED Stage	2024 RECOMMEND Stage	2024 CITY COUNC Stage	2024 ADOPTED Stage
Type E	Expense									
Dept 9710	DEBT SERVICE - SERIAL BONDS									
002.9710.0600	PRINCIPAL ON BONDS..									
		2,090,000.00	2,140,000.00	2,230,000.00	2,230,000.00	2,230,000.00	2,290,000.00	2,290,000.00	2,290,000.00	2,290,000.00
002.9710.0700	INTEREST..									
		420,335.05	362,800.11	494,106.00	494,106.00	249,257.44	578,900.00	578,900.00	578,900.00	578,900.00
Total Dept 9710	DEBT SERVICE - SERIAL BONDS									
		2,510,335.05	2,502,800.11	2,724,106.00	2,724,106.00	2,479,257.44	2,868,900.00	2,868,900.00	2,868,900.00	2,868,900.00

Date Prepared: 11/15/2023 12:53 PM
Report Date: 11/15/2023
Account Table: 002
Alt. Sort Table:

THE CITY OF PEEKSKILL
2024 Adopted Budget

BUD4050 1.0
Page 17 of 17
Prepared By: TONI

Fiscal Year: 2024 Period From: 1 To: 12

Account	Description	2021 Actual	2022 Actual Per 1-12	Original 2023 Budget	Adjusted 2023 Budget	2023 Actual	2024 REQUESTED Stage	2024 RECOMMEND Stage	2024 CITY COUNC Stage	2024 ADOPTED Stage
Type E	Expense									
Dept 9901	TRANSFERS TO OTHER FUNDS									
002.9901.0901	TRANSFER TO GENERAL FUND..	260,000.00	250,000.00	250,000.00	250,000.00	0.00	590,000.00	590,000.00	590,000.00	590,000.00
Total Dept 9901	TRANSFERS TO OTHER FUNDS	260,000.00	250,000.00	250,000.00	250,000.00	0.00	590,000.00	590,000.00	590,000.00	590,000.00
Total Type E	Expense	6,661,903.12	7,212,828.17	8,620,699.00	9,500,868.88	6,786,901.85	9,297,969.00	9,197,969.00	9,197,969.00	9,197,969.00
Grand Total		(1,283,551.06)	(2,023,820.63)	0.00	880,169.88	12,334,279.13	0.00	0.00	0.00	0.00

NOTE: One or more accounts may not be printed due to Account Table restrictions.

CITY OF PEEKSKILL

2024 Adopted Budget

November 13, 2023

SEWER FUND

Budget by Line Detail

150 - 164

2024 Adopted Budget Parameters

Report ID:	2024BUDGET				
Version Code:	2024 BUDGET 1	Year:	2024	Print Summary Page:	No
Period:	1	To:	12		
Memo Date:		To:			
Description:	Display	Acct Status:	Active	Use Alt Fund:	No
Summary Only:	No	Print Account No.:	Yes	Exclude Revenue Brackets:	No
Spacing:	Single	Suppress Zero Accts:	Yes	Grand Totals on Separate Page:	No
Print:	Zeroes	Include Accts From Version Only:	Yes	Print Detail:	Yes
				Truncate Detail Desc Based on " ":	No

Account Table:	3003	SEWER			
	Rule No.	Component	From	To	Acct Type From To
	1	FUND	003	003	

Alt. Sort Table:					
Sort:		Sort	Subtotal	Page Break	Subheading
	1	Type	Yes	Yes	Yes
	2	Dept	Yes	Yes	Yes

Print Last Sort Component No.: No Print Display Description: No

THE CITY OF PEEKSKILL
2024 Adopted Budget

Fiscal Year: 2024 Period From: 1 To: 12

Account	Description	2021 Actual	2022 Actual Per 1-12	Original 2023 Budget	Adjusted 2023 Budget	2023 Actual	2024 REQUESTED Stage	2024 RECOMMEND Stage	2024 CITY COUNC Stage	2024 ADOPTED Stage
Type R	Revenue									
Dept 0003	.									
003.0003.2120	SEWER RENTS..	1,507,387.40	1,647,302.75	1,650,000.00	1,650,000.00	(1,188,588.09)	1,825,422.00	1,825,422.00	1,825,422.00	1,825,422.00
003.0003.2148	SEWER PENALTIES..	86,774.66	46,509.54	57,120.00	57,120.00	52,900.28	66,851.00	66,851.00	66,851.00	66,851.00
003.0003.3990	SEMO AID..	12,344.50	0.00	0.00	0.00	0.00	0.00	0.00	0.00	0.00
Total Dept 0003	.	(1,606,506.56)	(1,693,812.29)	(1,707,120.00)	(1,707,120.00)	1,135,687.81	(1,892,273.00)	(1,892,273.00)	(1,892,273.00)	(1,892,273.00)
Total Type R Revenue		(1,606,506.56)	(1,693,812.29)	(1,707,120.00)	(1,707,120.00)	1,135,687.81	(1,892,273.00)	(1,892,273.00)	(1,892,273.00)	(1,892,273.00)

THE CITY OF PEEKSKILL
2024 Adopted Budget

Fiscal Year: 2024 Period From: 1 To: 12

Account	Description	2021 Actual	2022 Actual Per 1-12	Original 2023 Budget	Adjusted 2023 Budget	2023 Actual	2024 REQUESTED Stage	2024 RECOMMEND Stage	2024 CITY COUNC Stage	2024 ADOPTED Stage
Type E	Expense									
Dept 1900	SPECIAL ITEMS									
003.1900.1910	UNALLOCATED INSURANCE..	59,034.50	32,000.00	40,000.00	40,000.00	0.00	65,000.00	65,000.00	65,000.00	65,000.00
003.1900.1930	JUDGMENTS & CLAIMS	0.00	0.00	25,000.00	25,000.00	0.00	25,000.00	25,000.00	25,000.00	25,000.00
003.1900.1970	CONSULTANT SERVICES..	9,035.00	0.00	25,000.00	25,000.00	19,907.75	25,000.00	25,000.00	25,000.00	25,000.00
003.1900.1971	SPECIAL COUNSEL ACCOUNT	0.00	0.00	15,000.00	15,000.00	0.00	15,000.00	15,000.00	15,000.00	15,000.00
003.1900.1990	CONTINGENT..	0.00	0.00	30,000.00	30,000.00	0.00	50,000.00	50,000.00	50,000.00	50,000.00
Total Dept 1900										
SPECIAL ITEMS		68,069.50	32,000.00	135,000.00	135,000.00	19,907.75	180,000.00	180,000.00	180,000.00	180,000.00

THE CITY OF PEEKSKILL
2024 Adopted Budget

Fiscal Year: 2024 Period From: 1 To: 12

Account	Description	2021 Actual	2022 Actual Per 1-12	Original 2023 Budget	Adjusted 2023 Budget	2023 Actual	2024 REQUESTED Stage	2024 RECOMMEND Stage	2024 CITY COUNC Stage	2024 ADOPTED Stage
Type E	Expense									
Dept 8120	SANITARY SEWERS									
003.8120.0100	PERSONNEL SERVICES..									
Rank	Item Type Sub									
	1						80,471.00	80,471.00	80,471.00	80,471.00
	2						60,945.00	60,945.00	60,945.00	60,945.00
	3						47,802.00	47,802.00	47,802.00	47,802.00
	4						38,495.00	38,495.00	38,495.00	38,495.00
	5						57,500.00	57,500.00	57,500.00	57,500.00
	6						91,896.00	91,896.00	91,896.00	91,896.00
		216,713.61	220,297.07	256,773.00	256,773.00	164,124.95	377,109.00	377,109.00	377,109.00	377,109.00
003.8120.0101	PERSONNEL SERVICES - OVERTIME..									
		9,085.16	3,247.27	10,000.00	10,000.00	0.00	10,000.00	10,000.00	10,000.00	10,000.00
003.8120.0103	LONGEVITY									
		0.00	0.00	1,350.00	1,350.00	0.00	600.00	600.00	600.00	600.00
003.8120.0200	EQUIPMENT & CAPITAL OUTLAY..									
		8,858.00	44,196.00	0.00	0.00	5,515.00	0.00	0.00	0.00	0.00
003.8120.0402	POSTAGE..									
		89.49	132.28	6,000.00	6,000.00	251.89	5,000.00	5,000.00	5,000.00	5,000.00
003.8120.0413	TIRES, TUBES, CHAINS..									
		0.00	0.00	4,000.00	4,000.00	0.00	4,000.00	4,000.00	4,000.00	4,000.00
003.8120.0414	GAS, OIL, A/F									
		10,125.52	17,619.90	18,000.00	18,000.00	9,285.17	18,000.00	18,000.00	18,000.00	18,000.00
003.8120.0415	VEHICLE PARTS..									
		0.00	0.00	0.00	0.00	0.00	4,000.00	4,000.00	4,000.00	4,000.00
003.8120.0420	MANHOLE COVERS, BASINS..									
		0.00	0.00	2,500.00	2,500.00	1,365.00	2,500.00	2,500.00	2,500.00	2,500.00
003.8120.0421	PIPE : SEWER & DRAIN..									
		7,450.00	5,825.00	5,000.00	5,000.00	2,330.64	5,000.00	5,000.00	5,000.00	5,000.00
003.8120.0423	SMALL TOOLS OR EQUIPMENT..									
		0.00	0.00	5,000.00	5,000.00	0.00	5,000.00	5,000.00	5,000.00	5,000.00
003.8120.0436	SAFETY SUPPLIES									
		0.00	0.00	1,000.00	1,000.00	378.73	1,000.00	1,000.00	1,000.00	1,000.00
003.8120.0448	CLOTHING..									
		0.00	0.00	2,000.00	2,000.00	0.00	2,000.00	2,000.00	2,000.00	2,000.00
003.8120.0452	MAINTENANCE OF EQUIPMENT..									
		13,618.65	36,877.42	42,000.00	42,000.00	903.14	25,000.00	25,000.00	25,000.00	25,000.00
003.8120.0465	AUDITING..									
		5,101.50	6,000.00	6,000.00	6,000.00	6,000.00	6,000.00	6,000.00	6,000.00	6,000.00
003.8120.0487	CHEMICALS..									

THE CITY OF PEEKSKILL
2024 Adopted Budget

Fiscal Year: 2024 Period From: 1 To: 12

Account	Description	2021 Actual	2022 Actual Per 1-12	Original 2023 Budget	Adjusted 2023 Budget	2023 Actual	2024 REQUESTED Stage	2024 RECOMMEND Stage	2024 CITY COUNC Stage	2024 ADOPTED Stage
Type E	Expense									
Dept 8120	SANITARY SEWERS									
003.8120.0487	CHEMICALS..	0.00	0.00	3,000.00	3,000.00	0.00	3,000.00	3,000.00	3,000.00	3,000.00
003.8120.0803	SOCIAL SECURITY..	16,508.61	16,488.78	19,800.00	19,800.00	11,980.92	29,660.00	29,660.00	29,660.00	29,660.00
003.8120.0806	TEAMSTERS WELFARE..	0.00	0.00	7,000.00	7,000.00	0.00	8,000.00	8,000.00	8,000.00	8,000.00
Total Dept 8120										
SANITARY SEWERS		287,550.54	350,683.72	389,423.00	389,423.00	202,135.44	505,869.00	505,869.00	505,869.00	505,869.00

THE CITY OF PEEKSKILL
2024 Adopted Budget

Fiscal Year: 2024 Period From: 1 To: 12

Account	Description	2021 Actual	2022 Actual Per 1-12	Original 2023 Budget	Adjusted 2023 Budget	2023 Actual	2024 REQUESTED Stage	2024 RECOMMEND Stage	2024 CITY COUNCIL Stage	2024 ADOPTED Stage
Type E	Expense									
Dept 8130	SEWAGE PUMPING STATION									
003.8130.0101	PERSONNEL SERVICES - OVERTIME..	0.00	0.00	4,000.00	4,000.00	0.00	5,000.00	5,000.00	5,000.00	5,000.00
003.8130.0423	SMALL TOOLS OR EQUIPMENT..	0.00	22.05	5,000.00	5,000.00	0.00	5,000.00	5,000.00	5,000.00	5,000.00
003.8130.0440	TELEPHONE..	2,138.22	2,545.36	2,500.00	2,500.00	2,081.09	2,500.00	2,500.00	2,500.00	2,500.00
003.8130.0441	LIGHT & POWER..	74,918.76	86,339.17	100,000.00	100,000.00	58,406.78	115,000.00	115,000.00	115,000.00	115,000.00
003.8130.0452	MAINTENANCE OF EQUIPMENT..	6,595.25	79,113.75	65,000.00	65,000.00	2,470.41	65,000.00	65,000.00	65,000.00	65,000.00
003.8130.0453	VEHICLE MAINTENANCE..	0.00	47.18	5,000.00	5,000.00	0.00	5,000.00	5,000.00	5,000.00	5,000.00
003.8130.0459	BUILDING MAINTENANCE..	3,595.27	925.60	7,500.00	7,500.00	3,882.66	7,500.00	7,500.00	7,500.00	7,500.00
003.8130.0464	RENTAL..	11,842.00	0.00	6,000.00	6,000.00	8,192.63	6,000.00	6,000.00	6,000.00	6,000.00
003.8130.0487	CHEMICALS..	0.00	0.00	1,000.00	1,000.00	0.00	1,000.00	1,000.00	1,000.00	1,000.00
Total Dept 8130	SEWAGE PUMPING STATION	99,089.50	168,993.11	196,000.00	196,000.00	75,033.57	212,000.00	212,000.00	212,000.00	212,000.00

THE CITY OF PEEKSKILL
2024 Adopted Budget

Fiscal Year: 2024 Period From: 1 To: 12

Account	Description	2021 Actual	2022 Actual Per 1-12	Original 2023 Budget	Adjusted 2023 Budget	2023 Actual	2024 REQUESTED Stage	2024 RECOMMEND Stage	2024 CITY COUNCIL Stage	2024 ADOPTED Stage
Type E	Expense									
Dept 9010	STATE RETIREMENT									
003.9010.0801	STATE RETIREMENT..	165,713.00	132,551.00	155,000.00	155,000.00	0.00	155,000.00	155,000.00	155,000.00	155,000.00
Total Dept 9010										
STATE RETIREMENT		165,713.00	132,551.00	155,000.00	155,000.00	0.00	155,000.00	155,000.00	155,000.00	155,000.00

THE CITY OF PEEKSKILL
2024 Adopted Budget

Fiscal Year: 2024 Period From: 1 To: 12

Account	Description	2021 Actual	2022 Actual Per 1-12	Original 2023 Budget	Adjusted 2023 Budget	2023 Actual	2024 REQUESTED Stage	2024 RECOMMEND Stage	2024 CITY COUNCIL Stage	2024 ADOPTED Stage
Type E	Expense									
Dept 9040	WORKMANS COMPENSATION									
003.9040.0804	WORKMENS COMPENSATION..	51,589.58	27,020.82	65,000.00	65,000.00	7,630.02	70,000.00	70,000.00	70,000.00	70,000.00
Total Dept 9040	WORKMANS COMPENSATION	51,589.58	27,020.82	65,000.00	65,000.00	7,630.02	70,000.00	70,000.00	70,000.00	70,000.00

THE CITY OF PEEKSKILL
2024 Adopted Budget

Fiscal Year: 2024 Period From: 1 To: 12

Account	Description	2021 Actual	2022 Actual Per 1-12	Original 2023 Budget	Adjusted 2023 Budget	2023 Actual	2024 REQUESTED Stage	2024 RECOMMEND Stage	2024 CITY COUNC Stage	2024 ADOPTED Stage
Type E	Expense									
Dept 9050	UNEMPLOYMENT INSURANCE									
003.9050.0800	UNEMPLOYMENT INSURANCE	0.00	0.00	0.00	0.00	0.00	70,404.00	70,404.00	70,404.00	70,404.00
Total Dept 9050										
UNEMPLOYMENT INSURANCE		0.00	0.00	0.00	0.00	0.00	70,404.00	70,404.00	70,404.00	70,404.00

THE CITY OF PEEKSKILL
2024 Adopted Budget

Fiscal Year: 2024 Period From: 1 To: 12

Account	Description	2021 Actual	2022 Actual Per 1-12	Original 2023 Budget	Adjusted 2023 Budget	2023 Actual	2024 REQUESTED Stage	2024 RECOMMEND Stage	2024 CITY COUNCIL Stage	2024 ADOPTED Stage
Type E	Expense									
Dept 9060	HOSPITAL/MEDICAL INS									
003.9060.0805	HOSPITALIZATION..	57,360.85	57,425.81	86,400.00	86,400.00	57,423.28	0.00	0.00	0.00	0.00
Total Dept 9060	HOSPITAL/MEDICAL INS	57,360.85	57,425.81	86,400.00	86,400.00	57,423.28	0.00	0.00	0.00	0.00

THE CITY OF PEEKSKILL
2024 Adopted Budget

Fiscal Year: 2024 Period From: 1 To: 12

Account	Description	2021 Actual	2022 Actual Per 1-12	Original 2023 Budget	Adjusted 2023 Budget	2023 Actual	2024 REQUESTED Stage	2024 RECOMMEND Stage	2024 CITY COUNCIL Stage	2024 ADOPTED Stage
Type E	Expense									
Dept 9089	OTHER EMPLOYEE BENEFITS									
003.9089.0812	MTA MOBILITY TAX	763.19	760.52	2,000.00	2,000.00	571.64	2,000.00	2,000.00	2,000.00	2,000.00
Total Dept 9089										
OTHER EMPLOYEE BENEFITS		763.19	760.52	2,000.00	2,000.00	571.64	2,000.00	2,000.00	2,000.00	2,000.00

Date Prepared: 11/15/2023 01:03 PM
Report Date: 11/15/2023
Account Table: 3003
Alt. Sort Table:

THE CITY OF PEEKSKILL
2024 Adopted Budget

Fiscal Year: 2024 Period From: 1 To: 12

Account	Description	2021 Actual	2022 Actual Per 1-12	Original 2023 Budget	Adjusted 2023 Budget	2023 Actual	2024 REQUESTED Stage	2024 RECOMMEND Stage	2024 CITY COUNCIL Stage	2024 ADOPTED Stage
Type E	Expense									
Dept 9710	DEBT SERVICE - SERIAL BONDS									
003.9710.0600	PRINCIPAL ON BONDS..									
		130,900.00	129,200.00	134,300.00	134,300.00	134,300.00	0.00	0.00	0.00	0.00
003.9710.0700	INTEREST..									
		17,974.13	5,308.24	1,847.00	1,847.00	1,846.62	0.00	0.00	0.00	0.00
Total Dept 9710	DEBT SERVICE - SERIAL BONDS									
		148,874.13	134,508.24	136,147.00	136,147.00	136,146.62	0.00	0.00	0.00	0.00

THE CITY OF PEEKSKILL
2024 Adopted Budget

Fiscal Year: 2024 Period From: 1 To: 12

Account	Description	2021 Actual	2022 Actual Per 1-12	Original 2023 Budget	Adjusted 2023 Budget	2023 Actual	2024 REQUESTED Stage	2024 RECOMMEND Stage	2024 CITY COUNC Stage	2024 ADOPTED Stage
Type E	Expense									
Dept 9785	INSTALLMENT PURCHASE DEBT									
003.9785.0600	PRINCIPAL ON LEASE									
		0.00	0.00	0.00	0.00	80,424.32	0.00	0.00	0.00	0.00
003.9785.0700	INTEREST ON LEASE									
		0.00	0.00	0.00	0.00	12,713.69	0.00	0.00	0.00	0.00
Total Dept 9785	INSTALLMENT PURCHASE DEBT									
		0.00	0.00	0.00	0.00	93,138.01	0.00	0.00	0.00	0.00

Date Prepared: 11/15/2023 01:03 PM
Report Date: 11/15/2023
Account Table: 3003
Alt. Sort Table:

THE CITY OF PEEKSKILL
2024 Adopted Budget

Fiscal Year: 2024 Period From: 1 To: 12

Account	Description	2021 Actual	2022 Actual Per 1-12	Original 2023 Budget	Adjusted 2023 Budget	2023 Actual	2024 REQUESTED Stage	2024 RECOMMEND Stage	2024 CITY COUNCIL Stage	2024 ADOPTED Stage
Type E	Expense									
Dept 9901	TRANSFERS TO OTHER FUNDS									
003.9901.0901	TRANSFER TO GENERAL FUND..	310,000.00	310,000.00	310,000.00	310,000.00	0.00	327,000.00	327,000.00	327,000.00	327,000.00
Total Dept 9901	TRANSFERS TO OTHER FUNDS	310,000.00	310,000.00	310,000.00	310,000.00	0.00	327,000.00	327,000.00	327,000.00	327,000.00

THE CITY OF PEEKSKILL
2024 Adopted Budget

Fiscal Year: 2024 Period From: 1 To: 12

Account	Description	2021 Actual	2022 Actual Per 1-12	Original 2023 Budget	Adjusted 2023 Budget	2023 Actual	2024 REQUESTED Stage	2024 RECOMMEND Stage	2024 CITY COUNC Stage	2024 ADOPTED Stage
Type E	Expense									
Dept 9950	TRANSFERS TO CAPITAL FUND									
003.9950.0907	TRANSFERS TO CAPITAL FUND..	150,000.00	150,000.00	232,150.00	232,150.00	0.00	370,000.00	370,000.00	370,000.00	370,000.00
Total Dept 9950	TRANSFERS TO CAPITAL FUND	150,000.00	150,000.00	232,150.00	232,150.00	0.00	370,000.00	370,000.00	370,000.00	370,000.00
Total Type E	Expense	1,339,010.29	1,363,943.22	1,707,120.00	1,707,120.00	591,986.33	1,892,273.00	1,892,273.00	1,892,273.00	1,892,273.00
Grand Total		(267,496.27)	(329,869.07)	0.00	0.00	1,727,674.14	0.00	0.00	0.00	0.00

NOTE: One or more accounts may not be printed due to Account Table restrictions.

CITY OF PEEKSKILL

2024 Adopted Budget

November 13, 2023

SECTION 8 FUND

Budget by Line Detail

165 - 169

2024 Adopted Budget Parameters

Report ID:	2024BUDGET				
Version Code:	2024 BUDGET 1	Year:	2024	Print Summary Page:	No
Period:	1	To:	12		
Memo Date:		To:			
Description:	Display	Acct Status:	Active	Use Alt Fund:	No
Summary Only:	No	Print Account No.:	Yes	Exclude Revenue Brackets:	No
Spacing:	Single	Suppress Zero Accts:	Yes	Grand Totals on Separate Page:	No
Print:	Zeroes	Include Accts From Version Only:	Yes	Print Detail:	Yes
				Truncate Detail Desc Based on " ":	No

Account Table: 018 FUND 018 SECTION 8 VOUCHER PROGRAM

Rule No.	Component	From	To	Acct Type From	To
1	FUND	018	018		

Alt. Sort Table:

Sort:	Sort	Subtotal	Page Break	Subheading
1	Type	Yes	Yes	Yes
2	Dept	Yes	Yes	Yes

Print Last Sort Component No.: No Print Display Description: No

THE CITY OF PEEKSKILL
2024 Adopted Budget

Fiscal Year: 2024 Period From: 1 To: 12

Account	Description	2021 Actual	2022 Actual Per 1-12	Original 2023 Budget	Adjusted 2023 Budget	2023 Actual	2024 REQUESTED Stage	2024 RECOMMEND Stage	2024 CITY COUNC Stage	2024 ADOPTED Stage
Type R	Revenue									
Dept 0018	.									
018.0018.4910	ADMIN CARES ACT									
		239,310.00	47,999.00	0.00	0.00	0.00	0.00	0.00	0.00	0.00
018.0018.4911	RECOUPMENTS..									
		13,961.00	9,969.81	15,000.00	15,000.00	11,082.50	15,000.00	15,000.00	15,000.00	15,000.00
018.0018.4912	INCOMING PORTABLES-HAP..									
		0.00	0.00	10,000.00	10,000.00	0.00	5,000.00	5,000.00	5,000.00	5,000.00
018.0018.4913	INCOMING PORTABLES-ADMIN..									
		0.00	0.00	5,000.00	5,000.00	0.00	5,000.00	5,000.00	5,000.00	5,000.00
018.0018.4914	Administration..									
		705,464.00	836,799.00	1,212,881.00	1,212,881.00	908,879.00	1,269,014.00	1,269,014.00	1,269,014.00	1,269,014.00
018.0018.4915	RENTAL ASSISTANCE..									
		6,711,568.00	7,533,088.00	7,200,000.00	7,200,000.00	7,622,952.00	7,500,000.00	7,500,000.00	7,500,000.00	7,500,000.00
Total Dept 0018	.									
		(7,670,303.00)	(8,427,855.81)	(8,442,881.00)	(8,442,881.00)	(8,542,913.50)	(8,794,014.00)	(8,794,014.00)	(8,794,014.00)	(8,794,014.00)
Total Type R										
Revenue		(7,670,303.00)	(8,427,855.81)	(8,442,881.00)	(8,442,881.00)	(8,542,913.50)	(8,794,014.00)	(8,794,014.00)	(8,794,014.00)	(8,794,014.00)

THE CITY OF PEEKSKILL
2024 Adopted Budget

Fiscal Year: 2024 Period From: 1 To: 12

Account	Description	2021 Actual	2022 Actual Per 1-12	Original 2023 Budget	Adjusted 2023 Budget	2023 Actual	2024 REQUESTED Stage	2024 RECOMMEND Stage	2024 CITY COUNCIL Stage	2024 ADOPTED Stage
Type E	Expense									
Dept 1900	SPECIAL ITEMS									
018.1900.1910	UNALLOCATED INSURANCE									
		50,290.00	12,063.00	60,000.00	60,000.00	0.00	35,000.00	35,000.00	35,000.00	35,000.00
Total Dept 1900										
SPECIAL ITEMS		50,290.00	12,063.00	60,000.00	60,000.00	0.00	35,000.00	35,000.00	35,000.00	35,000.00

THE CITY OF PEEKSKILL

2024 Adopted Budget

Fiscal Year: 2024 Period From: 1 To: 12

Account	Description	2021 Actual	2022 Actual Per 1-12	Original 2023 Budget	Adjusted 2023 Budget	2023 Actual	2024 REQUESTED Stage	2024 RECOMMEND Stage	2024 CITY COUNC Stage	2024 ADOPTED Stage
Type E	Expense									
Dept 8610	SECTION 8 VOUCHER PROGRAM									
018.8610.0100	PERSONNEL SERVICES..	394,495.83		399,381.00	399,381.00	290,715.84	485,014.00	485,014.00	485,014.00	485,014.00
018.8610.0101	PERSONNEL SERVICES - OVERTIME..	3,534.08	10,286.37	10,000.00	10,000.00	7,574.93	15,000.00	15,000.00	15,000.00	15,000.00
018.8610.0200	EQUIPMENT & CAPITAL OUTLAY..	4,963.78	967.01	4,000.00	4,000.00	0.00	4,000.00	4,000.00	4,000.00	4,000.00
018.8610.0401	ADMINISTRATIVE COSTS..	0.00	68,978.40	150,000.00	145,000.00	93,729.66	175,000.00	175,000.00	175,000.00	175,000.00
018.8610.0401.0010	ADMINISTRATIVE COSTS.PORT OUT ADMIN FEE	5,614.81	6,578.98	12,000.00	12,000.00	4,452.92	8,000.00	8,000.00	8,000.00	8,000.00
018.8610.0401.0020	ADMINISTRATIVE COST.CARES ACT	239,310.05	47,989.00	0.00	0.00	0.00	0.00	0.00	0.00	0.00
018.8610.0402	POSTAGE	1,974.23	15,011.17	6,000.00	11,000.00	8,009.18	10,000.00	10,000.00	10,000.00	10,000.00
018.8610.0410	OFFICE SUPPLIES..	1,212.31	6,704.18	5,500.00	5,500.00	3,687.42	7,000.00	7,000.00	7,000.00	7,000.00
018.8610.0414	GAS, OIL, A/F	469.00	918.38	1,000.00	1,000.00	0.00	1,000.00	1,000.00	1,000.00	1,000.00
018.8610.0440	TELEPHONE	894.76	1,028.27	1,500.00	1,500.00	732.51	1,500.00	1,500.00	1,500.00	1,500.00
018.8610.0445	CONFERENCES & EDUCATION..	1,252.10	84.95	8,000.00	8,000.00	3,415.00	8,000.00	8,000.00	8,000.00	8,000.00
018.8610.0446	TRAVEL..	0.00	373.57	1,000.00	1,000.00	200.00	1,000.00	1,000.00	1,000.00	1,000.00
018.8610.0452	MAINTENANCE OF EQUIPMENT..	2,421.37	3,154.95	3,000.00	3,000.00	2,612.40	3,000.00	3,000.00	3,000.00	3,000.00
018.8610.0465	AUDITING..	8,165.25	14,850.00	8,500.00	8,500.00	8,500.00	13,500.00	13,500.00	13,500.00	13,500.00
018.8610.0466	COMPUTER SERVICES..	850.00	0.00	2,000.00	2,000.00	0.00	2,000.00	2,000.00	2,000.00	2,000.00
018.8610.0475	CONTRACTS	3,960.00	16,574.74	25,000.00	25,000.00	16,332.34	80,000.00	80,000.00	80,000.00	80,000.00
018.8610.0801	STATE RETIREMENT..	76,421.00	63,029.00	90,000.00	90,000.00	0.00	95,000.00	95,000.00	95,000.00	95,000.00
018.8610.0803	SOCIAL SECURITY..	29,512.40	29,296.77	60,000.00	60,000.00	22,330.67	60,000.00	60,000.00	60,000.00	60,000.00
018.8610.0804	WORKMENS COMPENSATION	37,906.00	5,999.00	60,000.00	60,000.00	4,338.92	60,000.00	60,000.00	60,000.00	60,000.00

THE CITY OF PEEKSKILL
2024 Adopted Budget

Fiscal Year: 2024 Period From: 1 To: 12

Account	Description	2021 Actual	2022 Actual Per 1-12	Original 2023 Budget	Adjusted 2023 Budget	2023 Actual	2024 REQUESTED Stage	2024 RECOMMEND Stage	2024 CITY COUNC Stage	2024 ADOPTED Stage
Type E	Expense									
Dept 8610	SECTION 8 VOUCHER PROGRAM									
018.8610.0805	HOSPITALIZATION..	83,001.79	62,494.89	105,000.00	105,000.00	56,940.08	105,000.00	105,000.00	105,000.00	105,000.00
018.8610.0806	TEAMSTERS WELFARE..	10,500.00	9,000.00	12,000.00	12,000.00	7,500.00	12,000.00	12,000.00	12,000.00	12,000.00
018.8610.0809	RETIREE INSURANCE PAYMENTS	109,867.68	92,595.28	115,000.00	115,000.00	89,207.85	110,000.00	110,000.00	110,000.00	110,000.00
018.8610.0810	MEDICARE PAYMENTS	1,782.00	2,449.20	3,000.00	3,000.00	989.40	2,000.00	2,000.00	2,000.00	2,000.00
Total Dept 8610	SECTION 8 VOUCHER PROGRAM	1,018,108.44	826,951.14	1,081,881.00	1,081,881.00	621,269.12	1,258,014.00	1,258,014.00	1,258,014.00	1,258,014.00

THE CITY OF PEEKSKILL
2024 Adopted Budget

Fiscal Year: 2024 Period From: 1 To: 12

Account	Description	2021 Actual	2022 Actual Per 1-12	Original 2023 Budget	Adjusted 2023 Budget	2023 Actual	2024 REQUESTED Stage	2024 RECOMMEND Stage	2024 CITY COUNCIL Stage	2024 ADOPTED Stage
Type E	Expense									
Dept 8611	HAP PAYMENTS									
018.8611.0400	RENTAL PAYMENTS..									
		6,976,175.48	7,591,860.35	7,200,000.00	7,200,000.00	7,621,795.36	7,500,000.00	7,500,000.00	7,500,000.00	7,500,000.00
Total Dept 8611										
HAP PAYMENTS										
		6,976,175.48	7,591,860.35	7,200,000.00	7,200,000.00	7,621,795.36	7,500,000.00	7,500,000.00	7,500,000.00	7,500,000.00

THE CITY OF PEEKSKILL
2024 Adopted Budget

Fiscal Year: 2024 Period From: 1 To: 12

Account	Description	2021 Actual	2022 Actual Per 1-12	Original 2023 Budget	Adjusted 2023 Budget	2023 Actual	2024 REQUESTED Stage	2024 RECOMMEND Stage	2024 CITY COUNCIL Stage	2024 ADOPTED Stage
Type E	Expense									
Dept 9089	OTHER EMPLOYEE BENEFITS									
018.9089.0812	MTA MOBILITY TAX	1,326.12	1,359.33	1,000.00	1,000.00	1,059.26	1,000.00	1,000.00	1,000.00	1,000.00
Total Dept 9089	OTHER EMPLOYEE BENEFITS	1,326.12	1,359.33	1,000.00	1,000.00	1,059.26	1,000.00	1,000.00	1,000.00	1,000.00

THE CITY OF PEEKSKILL
2024 Adopted Budget

Fiscal Year: 2024 Period From: 1 To: 12

Account	Description	2021 Actual	2022 Actual Per 1-12	Original 2023 Budget	Adjusted 2023 Budget	2023 Actual	2024 REQUESTED Stage	2024 RECOMMEND Stage	2024 CITY COUNCIL Stage	2024 ADOPTED Stage
Type E	Expense									
Dept 9901	TRANSFERS TO OTHER FUNDS									
018.9901.0901	TRANSFER TO GENERAL FUND..	0.00	0.00	100,000.00	100,000.00	0.00	0.00	0.00	0.00	0.00
Total Dept 9901	TRANSFERS TO OTHER FUNDS	0.00	0.00	100,000.00	100,000.00	0.00	0.00	0.00	0.00	0.00
Total Type E	Expense	8,045,900.04	8,432,233.82	8,442,881.00	8,442,881.00	8,244,123.74	8,794,014.00	8,794,014.00	8,794,014.00	8,794,014.00
Grand Total		375,597.04	4,378.01	0.00	0.00	(298,789.76)	0.00	0.00	0.00	0.00

NOTE: One or more accounts may not be printed due to Account Table restrictions.



CITY OF PEEKSKILL

2024 Adopted Budget

November 13, 2023

EMPLOYEE BENEFITS



CITY OF PEEKSKILL - 2024 HEALTH INSURANCE EXPENSE PROJECTIONS

Coverage Code	Coverage Type	# of Units	Status	NYSHIP Cost	Total	Months	Annual Cost
1	Individual	65	Active	\$1,445.66	\$93,967.90	12	1,127,614.80
4	Family	119	Active	\$3,367.09	\$390,582.44	12	4,686,989.28
B	Family w/ 1 Medicare	1	Active	\$1,654.92	\$1,654.92	12	19,859.04
		185			\$486,205.26		-
1	Individual	12	Retired	\$1,445.66	\$8,052.22	12	96,626.64
4	Family	52	Retired	\$3,367.09	\$178,455.77	12	2,141,469.24
A	Individual w/ Medicare	39	Retired	\$548.95	\$23,727.40	12	284,728.80
B	Family w/ 1 Medicare	26	Retired	\$1,654.92	\$43,027.92	12	516,335.04
C	Family w/ 2 Medicare	41	Retired	\$1,498.01	\$61,418.41	12	737,020.92
		170			\$314,681.72		-
1	Individual	1	Survivor	\$1,445.66	\$1,445.66	12	17,347.92
	Individual - Medicare						
A	Primary	2	Survivor	\$548.95	\$1,097.90	12	13,174.80
		3			\$2,543.56		-
4	Family	1	Vested	\$3,367.09	\$3,367.09	12	40,405.08
					\$3,367.09		-
4.00	Family	1			9,823.35		9,823.35
Total Charge					\$816,620.98	12	9,691,394.91

	GENERAL	WATER	SEWER	SECTION 8	TOTAL		
Net Premium	654,624.98	61,959.99	5,630.56	14,139.27	736,354.79	12	8,728,200.63
Empl. Contr.	74,042.14	4,822.79	627.85	773.41	80,266.19	12	963,194.28
TOTAL					816,620.98	12	9,691,394.91

0.00

NYSHIP By Fund	Net Monthly Premium	Annual Net Cost to City	Monthly Contribution	Annual Contribution	TOTAL PROJECTED BILL FOR 2024		BUDGET	Variance
General <small>Rebated may not return, only 1 mo needed</small>	654,624.98	7,855,499.70	74,042.14	888,505.68		Active	4,847,875.00	
		(108,056.85)				Retiree	3,391,565.00	
General - Adjusted		7,747,442.85		888,505.68	8,635,948.53		8,239,440.00	
Water	61,959.99	743,519.88	4,822.79	57,873.48	801,393.36	Active	460,000.00	
						Retiree	400,000.00	
							860,000.00	
Sewer	5,630.56	67,566.72	627.85	7,534.20	75,100.92		-	
Section 8	14,139.27	169,671.18	773.41	9,280.92	178,952.10	Active	105,000.00	
						Retiree	110,000.00	
							215,000.00	
TOTAL	736,354.79	8,728,200.63 (8,728,200.63)		963,194.28	9,691,394.91 (9,691,394.91)	Total Budget	9,314,440.00	
		-			-	Total Bill Proj.	(9,691,394.91)	
						9,314,440.00	(376,954.91)	
						(8,728,200.63)	963,194.28	Contributions
						Projected Excess Based on March 2024 invoice	586,239.37	
							586,239.37	
						Remaining Balance	(161,620.32)	Police Hires (4)
							424,619.05	



CITY OF PEEKSKILL
PERSONNEL INFORMATION DIRECTORY

Fund	Department		Page Number
	Code	Department Name	
GENERAL	1010	Common Council	178
	1130	Parking	178
	1162	Court	178
	1210	Mayor	178
	1230	City Manager	179
	1315	Comptroller	179
	1355	Assessor	179
	1410	City Clerk	179
	1420	Attorney	179
	1430	Personnel-HR	180
	1490	DPW Admin.	180
	1630	Building Maintenance	180
	1650	IT/Data Processing	180
	3120	Police	181
	3310	Traffic Signs	182
	3410	Fire	182
	3510	Animal Control	182
	3622	Building Department	183
	3640	Emergency Management	183
	5110	Street Maintenance	183
	5132	Central Garage	183
	5650	Parking Lot Maintenance	184
	7020	Recreation Admin.	184
	7110	Park Maintenance	184
	7143	Youth Bureau	185
	7144	Abstinence Program	185
	7621	Senior Citizen Club	185
	8160	Refuse Collection	185
	8162	Refuse Admin.	185
	8170	Street Cleaning	186
	8686	Planning & Development	186
	8687	Economic Development	186
	8989	Congregate Meals-Nutrition	186



CITY OF PEEKSKILL
PERSONNEL INFORMATION DIRECTORY, continued

Department			Page
Fund	Code	Department Name	Number
WATER			
2	8310	Water Admin.	187
2	8320	Source of Supply	187
2	8330	Purification	187
2	8340	Distribution	187
SEWER			
3	8120	Sanitary Sewers	187
SECTION 8			
18	8610	Section 8 Admin	188

CITY OF PEEKSKILL
2024 BUDGET WORKSHEET
PERSONNEL COST SUMMARY

1010
COUNCIL

POSITION	2023 SALARY	2024 SALARY	LONGEVITY	UNIFORM	STIPEND	HEALTH BUYOUT	TOTAL DIRECT PAY
Council Member	12,653	12,906	-	-	-	-	12,906
Council Member	12,653	12,906	-	-	-	-	12,906
Council Member	12,653	12,906	-	-	-	-	12,906
Council Member	12,653	12,906	-	-	-	-	12,906
Council Member	12,653	12,906	-	-	-	-	12,906
Council Member	12,653	12,906	-	-	-	-	12,906
COUNCIL	75,918	77,436	-	-	-	-	77,436
TOTAL							77,436
SSI							5,924

1130
PARKING

POSITION	2023 SALARY	2024 SALARY	LONGEVITY	UNIFORM	STIPEND	HEALTH BUYOUT	TOTAL DIRECT PAY
Parking Manager	86,075	35,000	-	-	-	-	35,000
Permit Clerk (Spani)	59,624	-	-	-	-	-	-
PARKING	145,699	35,000	-	-	-	-	35,000
TOTAL							35,000
SSI							2,678

1162
COURT

POSITION	2023 SALARY	2024 SALARY	LONGEVITY	UNIFORM	STIPEND	HEALTH BUYOUT	TOTAL DIRECT PAY
Cleaner	65,804	67,120	2,100	-	-	-	69,220
COURT	65,804	67,120	2,100	-	-	-	69,220
TOTAL							69,220
SSI							5,295

1210
MAYOR

POSITION	2023 SALARY	2024 SALARY	LONGEVITY	UNIFORM	STIPEND	HEALTH BUYOUT	TOTAL DIRECT PAY
Mayor	18,960	19,339	-	-	-	-	19,339
MAYOR	18,960	19,339	-	-	-	-	19,339
TOTAL							19,339
SSI							1,479

1230

CITY MANAGER

POSITION	2023 SALARY	2024 SALARY	LONGEVITY	UNIFORM	STIPEND	HEALTH BUYOUT	TOTAL DIRECT PAY
City Manager	194,000	197,880	-	-	-	-	197,880
Secretary to the City	74,500	77,331	-	Individual	-	-	77,331
CITY MANAGER	268,500	275,211	-	-	-	-	275,211
TOTAL							275,211
SSI							21,054

1315

COMPTROLLER

POSITION	2023 SALARY	2024 SALARY	LONGEVITY	UNIFORM	STIPEND	HEALTH BUYOUT	TOTAL DIRECT PAY
Comptroller	142,000	144,840	-	-	-	-	144,840
Deputy Comptroller	127,050	129,591	1,200	-	-	-	130,791
Senior Account Cler	62,389	66,447	-	-	-	-	66,447
Senior Office Assist	75,480	38,495	925	-	-	1,500	40,920
Intermediate Accou	63,027	66,822	-	-	-	-	66,822
Senior Account Cler	59,624	60,816	-	-	-	-	60,816
COMPTROLLER	529,570	507,011	2,125	-	-	1,500	510,636
TOTAL							510,636
SSI							39,064

1355

ASSESSOR

POSITION	2023 SALARY	2024 SALARY	LONGEVITY	UNIFORM	STIPEND	HEALTH BUYOUT	TOTAL DIRECT PAY
Assessor	138,000	150,000	-	-	-	3,000	153,000
Assessment Clerk	78,131	84,547	-	-	-	-	84,547
ASSESSOR	216,131	234,547	-	-	-	3,000	237,547
TOTAL							237,547
SSI							18,172

1410

CITY CLERK

POSITION	2023 SALARY	2024 SALARY	LONGEVITY	UNIFORM	STIPEND	HEALTH BUYOUT	TOTAL DIRECT PAY
City Clerk	91,000	96,000	-	-	-	-	96,000
Deputy Clerk	75,133	78,138	-	-	-	-	78,138
Permit Clerk (Spani	59,624	60,817	-	-	2,000	-	62,817
CITY CLERK	225,757	234,955	-	-	2,000	0	236,955
TOTAL							236,955
SSI							18,127

1420

CORPORATION COUNSEL

POSITION	2023 SALARY	2024 SALARY	LONGEVITY	UNIFORM	STIPEND	HEALTH BUYOUT	TOTAL DIRECT PAY
Secretary to the Cor	26,265	30,000	-	-	-	-	30,000
Asst Corporation Ct	95,000	96,900	-	-	-	3,000	99,900
Corporation Counse	144,200	147,084	-	-	-	-	147,084
CORPORATION	265,465	273,984	-	-	-	3,000	276,984
TOTAL							276,984
SSI							21,189

1430

HUMAN RESOURCES

POSITION	2023 SALARY2	2024 SALARY3	LONGEVITY	UNIFORM	STIPEND	HEALTH BUYOUT	TOTAL DIRECT PAY
Human Resources M	115,500	118,850	1,200	-	-	3,000	123,050
Administrative Assi	75,699	78,727	-	-	-	1,500	80,227
HUMAN RESOU	191,199	197,577	1,200	-	-	4,500	203,277
TOTAL							203,277
SSI							15,551

1490

DEPARTMENT OF PUBLIC WORKS

POSITION	2023 SALARY	2024 SALARY	LONGEVITY	UNIFORM	STIPEND	HEALTH BUYOUT	TOTAL DIRECT PAY
Superintendent of D	166,005	169,325	-	-	-	-	169,325
Sr. Office Assistant	75,480	76,990	2,100	-	-	-	79,090
DEPARTMENT C	241,485	246,315	2,100	-	-	-	248,415
TOTAL							248,415
SSI							19,004

1630

BUILDING MAINTENANCE

POSITION	2023 SALARY	2024 SALARY	LONGEVITY	UNIFORM	STIPEND	HEALTH BUYOUT	TOTAL DIRECT PAY
Maintenance Mecha	88,645	94,888	-	-	-	-	94,888
Cleaner	65,804	67,120	1,850	-	-	-	68,970
Cleaner	61,769	65,166	-	-	-	-	65,166
Cleaner	59,984	63,004	-	-	-	-	63,004
Cleaner	65,804	67,120	1,850	-	-	-	68,970
Cleaner	65,804	67,120	1,850	-	-	-	68,970
Cleaner	51,441	-	-	-	-	-	-
Maintenance Worke	62,189	-	-	-	-	-	-
BUILDING MAIN	521,440	424,418	5,550	-	-	-	429,968
TOTAL							429,968
SSI							32,893

1650

INFORMATION TECHNOLOGY

POSITION	2023 SALARY2	2024 SALARY3	LONGEVITY	UNIFORM	STIPEND	HEALTH BUYOUT	TOTAL DIRECT PAY
Technical Support S	100,594	102,606	-	-	-	3,000	105,606
INFORMATION '	100,594	102,606	-	-	-	3,000	105,606
TOTAL							105,606
SSI							8,079

3120

POLICE DEPARTMENT

	POSITION	2023 SALARY	2024 SALARY	LONGEVITY	UNIFORM	STIPEND	HEALTH BUYOUT	TOTAL DIRECT PAY
1	Police Chief	190,000	193,800	2,600	1,562	2,000	-	199,962
2	Lieutenant	155,969	159,089	2,600	1,562	-	-	163,251
3	Lieutenant	155,969	159,089	1,600	1,562	-	-	162,251
4	Lieutenant - Dept. .	155,969	159,089	-	1,562	-		160,651
5	Detective Lieutenant	155,969	159,089	2,250	1,562	-	-	162,901
6	Detective	128,543	131,114	2,250	1,562	-	-	134,926
7	Detective (Spanish :	120,140	122,542	2,600	1,562	2,000	-	128,704
8	Detective	128,543	131,114	2,600	1,562	-	-	135,276
9	Detective	128,543	131,114	2,600	1,562	-	-	135,276
10	Detective	128,543	131,114	2,600	1,562	-	-	135,276
	Detective - Dept. Pr	120,140						
11	Sergeant (Communi	133,308	135,974	2,250	1,562	-	-	139,786
12	Sergeant	133,308	135,974	2,600	1,562	-	-	140,136
13	Sergeant	133,308	135,974	1,600	1,562	-	-	139,136
14	Sergeant	133,308	135,974	1,600	1,562	2,000	-	141,136
15	Sergeant	133,308	135,974	2,600	1,562	-	-	140,136
16	Sergeant	133,308	135,974	2,250	1,562	-	-	139,786
17	Sergeant	133,308	135,974	2,250	1,562	-	-	139,786
18	Sergeant	129,701	135,974	-	1,562	-	2,500	140,036
19	Sergeant	133,308	135,974	1,600	1,562	-	-	139,136
20	Police Officer	61,442	93,443	-	1,562	-	1,000	96,005
21	Police Officer	91,611	105,834	-	1,562	-	-	107,396
22	Police Officer	115,909	118,227	-	1,562	-	-	119,789
23	Police Officer (Spar	115,909	118,227	-	1,562	2,000	-	121,789
24	Police Officer	115,909	118,227	1,600	1,562	-	-	121,389
25	Police Officer	115,909	118,227	-	1,562	-	-	119,789
26	Police Officer	115,909	118,227	2,600	1,562	2,000	-	124,389
27	Police Officer	115,909	118,227	-	1,562	-	-	119,789
28	Police Officer	61,442	62,671	-	1,562	-	-	64,233
29	Police Officer	115,909	118,227	-	1,562	-	-	119,789
30	Police Officer	91,611	93,443	-	1,562	-	-	95,005
31	Police Officer	61,442	62,671	-	1,562	-	-	64,233
32	Police Officer	115,909	118,227	-	1,562	-	2,500	122,289
33	Police Officer (Spar	115,909	118,227	1,600	1,562	2,000	-	123,389
34	Police Officer	91,611	93,443	-	1,562	-	-	95,005
35	Police Officer	91,611	93,443	-	1,562	-	-	95,005
36	Police Officer	115,909	118,227	1,600	1,562	-	-	121,389
37	Police Officer	115,909	118,227	-	1,562	2,000	-	121,789
38	Police Officer	91,611	93,443	-	1,562	2,000	-	97,005
39	Police Officer	115,909	118,227	1,600	1,562	-	-	121,389
40	Police Officer	115,909	118,227	-	1,562	-	-	119,789
41	Police Officer	115,909	118,227	-	1,562	-	-	119,789
42	Police Officer	91,611	105,834	-	1,562	-	-	107,396
43	Police Officer	115,909	118,227	2,600	1,562	-	-	122,389
44	Police Officer	115,909	118,227	-	1,562	-	2,500	122,289
45	Police Officer	115,909	118,227	1,600	1,562	-	-	121,389
46	Police Officer	103,759	118,227	-	1,562	-	-	119,789
47	Police Officer	103,759	118,227	-	1,562	2,000	-	121,789
48	Police Officer	115,909	118,227	-	1,562	-	-	119,789
49	Police Officer (Spar	115,909	118,227	-	1,562	2,000	-	121,789
50	Police Officer	115,909	118,227	1,600	1,562	-	-	121,389
51	Police Officer	115,909	118,227	2,600	1,562	2,000	-	124,389
52	Police Officer	115,909	118,227	-	1,562	-	-	119,789
53	Police Officer	115,909	118,227	-	1,562	-	-	119,789
54	Police Officer	61,442	62,671	-	1,562	-	-	64,233
55	Police Officer	115,909	118,227	2,250	1,562	2,000	-	124,039
56	Police Officer	52,840	53,897	-	1,562	-		55,459
57	Police Officer	52,840	53,897	-	1,562	-		55,459
58	Police Officer	52,840	53,897	-	1,562	-		55,459
59	Police Officer	52,840	53,897	-	1,562	-		55,459
	Civilian Communi	52,840	-					
60	Senior Office Assist	59,624	60,817	-	-	-	-	60,817
61	Senior Data Entry C	69,668	71,061	2,100	-	-	-	73,161
62	Data Entry Operator	65,804	67,120	2,600	-	-	-	69,720
63	Parking Enforcemer	67,638	68,991	-	-	-	-	68,991
64	Parking Enforcem	52,840	-	-	-	-		-
65	Police Dispatcher	75,480	76,990	2,600	-	-	-	79,590
66	Police Dispatcher	75,480	76,990	2,100	-	2,000	-	81,090
67	Police Dispatcher	72,770	74,226	-	-	-	-	74,226
	Police Dispatcher	59,624	-					
	POLICE DEPAR	7,412,389	7,353,501	67,500	92,158	26,000	8,500	7,547,659
				(67,500)	(92,158)	(26,000)	(8,500)	(7,860,281)
							TOTAL	7,547,659
							SSI	577,396

-

3310

TRAFFIC CONTROL

POSITION	2023 SALARY	2024 SALARY	LONGEVITY	UNIFORM	STIPEND	HEALTH BUYOUT	TOTAL DIRECT PAY
Maintenance Mecha	79,959	81,559	1,250	500	-	-	83,309
Skilled Laborer	79,959	-	-	500	-	-	500
TRAFFIC CONTR	159,918	81,559	1,250	1,000	-	-	83,809
TOTAL							83,809
SSI							6,411

3410

FIRE DEPARTMENT

	POSITION	2023 SALARY	2024 SALARY	LONGEVITY	UNIFORM	STIPEND	HEALTH BUYOUT	TOTAL DIRECT PAY
1	Firefighter	104,315	106,401	-	1200	2,400	-	110,001
2	Firefighter	104,315	106,401	-	1200	-	3,000	110,601
3	Firefighter	104,315	106,401	2,600	1200	875	-	111,076
4	Fire Lieutenant	121,005	123,958	2,300	1200	875	-	128,333
5	Firefighter	104,315	106,401	2,600	1200	-	-	110,201
6	Firefighter	104,315	106,401	2,600	1200	-	-	110,201
7	Firefighter	7,000	7,000	-	0	-	-	7,000
8	Firefighter	104,315	106,401	1,700	1200	-	-	109,301
9	Fire Lieutenant (Jul)	121,005	123,958	2,300	1200	-	-	127,458
10	Firefighter	104,315	106,401	-	1200	-	-	107,601
11	Firefighter	104,315	106,401	2,600	1200	875	-	111,076
12	Fire Lieutenant	121,005	123,958	2,600	1200	-	-	127,758
13	Firefighter	104,315	106,401	2,600	1200	875	-	111,076
14	Fire Lieutenant	121,005	123,958	2,600	1200	-	-	127,758
15	Firefighter	104,315	106,401	2,600	1200	-	-	110,201
16	Firefighter	37,505	58,294	-	1200	-	1,000	60,494
17	Firefighter	104,315	106,401	1,700	1200	875	-	110,176
18	Firefighter	104,315	106,401	-	1200	-	-	107,601
19	Firefighter	104,315	106,401	2,600	1200	875	-	111,076
20	Firefighter	46,556	70,324	-	1200	-	-	71,524
21	Firefighter	104,315	106,401	1,700	1200	875	3,000	113,176
22	Fire Chief	186,660	190,393	-	1200	-	-	191,593
23	Fire Lieutenant	121,005	123,958	2,300	1200	-	-	127,458
24	Volunteer Chief	5,800	7,000	-	0	-	-	7,000
25	Firefighter	104,315	106,401	-	1200	-	-	107,601
26	Firefighter	46,556	70,324	-	1200	-	-	71,524
27	Firefighter	104,315	106,401	2,300	1200	-	-	109,901
28	Firefighter	104,315	106,401	2,600	1200	-	-	110,201
29	Firefighter	43,757	58,294	-	0	-	-	58,294
30	Firefighter	43,757	58,294	-	0	-	-	58,294
	Cole	28,753	29,328	-	-	-	-	-
	Macpherson	51,886	52,924	-	-	-	-	-
	Administrative Assi	37,740	38,495	925	-	-	1,500	40,920
	FIRE DEPARTME	2,914,350	3,069,277	41,225	31,200	8,525	7,000	2,977,261
TOTAL								2,977,261
SSI								227,760

3510

ANIMAL CONTROL

POSITION	2023 SALARY	2024 SALARY	LONGEVITY	UNIFORM	STIPEND	HEALTH BUYOUT	TOTAL DIRECT PAY
Animal Warden	95,819	97,735	2,100	-	-	-	99,835
ANIMAL CONTR	95,819	97,735	2,100	-	-	-	99,835
TOTAL							99,835
SSI							7,637

3622

BUILDING DEPARTMENT

POSITION	2023 SALARY	2024 SALARY	LONGEVITY	UNIFORM	STIPEND	HEALTH BUYOUT	TOTAL DIRECT PAY
Building Inspector	109,242	112,500	-	-	-	-	112,500
Assistant Building I	90,909	94,888	-	-	-	-	94,888
Senior Office Assist	75,480	76,990	2,100	-	-	-	79,090
Assistant Building I	88,645	92,727	-	-	-	-	92,727
Plumbing Inspector	75,133	76,636	-	-	-	-	76,636
Code Enforcement C	81,947	87,765	-	-	-	-	87,765
Fire Inspector Train	61,240	63,433	-	0	-	-	63,433
BUILDING DEPA	582,596	604,939	2,100	-	-	-	607,039
						TOTAL	607,039
						SSI	46,438

3640

OFFICE OF EMERGENCY MANAGEMENT

POSITION	2023 SALARY	2024 SALARY	LONGEVITY	UNIFORM	STIPEND	HEALTH BUYOUT	TOTAL DIRECT PAY	
Lieutenant	155,969	159,089	2,600	1562	-	-	163,251	
OFFICE OF EME	155,969	159,089	2,600	1,562	-	-	163,251	
							TOTAL	163,251
							SSI	12,489

5110

STREET MAINTENANCE

							TOTAL DIRECT
POSITION	2023 SALARY	2024 SALARY	LONGEVITY	UNIFORM	STIPEND	HEALTH BUYOUT	PAY
HME0	90,094	91,896	1,500	500	-	-	93,896
Laborer	78,001	79,561	-	500	-	-	80,061
HME0	90,094	91,896	1,500	500	-	-	93,896
HME0	90,094	91,896	1,500	500	-	-	93,896
Laborer	78,001	79,561	-	500	-	-	80,061
Laborer	78,001	79,561	-	500	-	-	80,061
Laborer	78,001	79,561	-	500	-	-	80,061
HME0	90,094	91,896	1,250	500	-	-	93,646
Laborer	78,001	79,561	-	500	-	-	80,061
General Foreman	115,260	117,565	1,500	500	1,000	-	120,565
STREET MAINT	865,641	882,954	7,250	5,000	1,000	-	896,204
TOTAL							896,204
SSI							68,560

5132

CENTRAL GARAGE

POSITION	2023 SALARY	2024 SALARY	LONGEVITY	UNIFORM	STIPEND	HEALTH BUYOUT	TOTAL DIRECT PAY
Lead Maintenance M	93,728	95,603	1,250	500	1,000	-	98,353
Auto Mechanic	90,094	91,896	-	500	-	-	92,396
Auto Mechanic	90,094	91,896	-	500	-	-	92,396
Auto Mechanic	90,094	-	-	0	-	-	-
CENTRAL GARA	364,010	279,395	1,250	1,500	1,000	-	283,145
TOTAL							283,145
SSI							21,661

5650

PARKING LOT MAINTENANCE

POSITION	2023 SALARY	2024 SALARY	LONGEVITY	UNIFORM	STIPEND	HEALTH BUYOUT	TOTAL DIRECT PAY
Laborer	72,810	74,266	1,500	500	-	-	76,266
PARKING LOT M	72,810	74,266	1,500	500	-	-	76,266
TOTAL							76,266
SSI							5,834

7020

RECREATION ADMINISTRATION

POSITION	2023 SALARY	2024 SALARY	LONGEVITY	UNIFORM	STIPEND	HEALTH BUYOUT	TOTAL DIRECT PAY
Recreation Leader	72,464	76,131	-	-	-	-	76,131
Superintendent of R	104,482	106,572	-	-	-	-	106,572
Sr. Office Assistant	72,770	74,226	-	-	-	-	74,226
Recreation Leader	68,304	69,670	-	-	-	-	69,670
RECREATION A	318,020	326,599	-	-	-	-	326,599
TOTAL							326,599
SSI							24,985

7110

PARK MAINTENANCE

POSITION	2023 SALARY	2024 SALARY	LONGEVITY	UNIFORM	STIPEND	HEALTH BUYOUT	TOTAL DIRECT PAY
Lead Maintenance	93,728	95,603	1,500	500	1,000	-	98,603
Laborer	78,001	79,561	-	500	-	-	80,061
Laborer	78,001	79,561	1,000	500	-	-	81,061
Laborer	78,001	79,561	1,250	500	-	-	81,311
MEO	84,041	85,722	1,500	500	-	-	87,722
Laborer	78,001	79,561	1,250	500	-	-	81,311
Laborer	78,001	79,561	-	500	-	-	80,061
Laborer	78,001	79,561	-	500	-	-	80,061
Laborer	72,810	0	-	0	-	-	-
MEO	84,041	0	-	0	-	-	-
PARK MAINTEN	802,626	658,691	6,500	4,000	1,000	-	670,191
TOTAL							670,191
SSI							51,270

7141

KILEY SPORTS PROGRAM

POSITION	2023 SALARY	2024 SALARY	LONGEVITY	UNIFORM	STIPEND	HEALTH BUYOUT	TOTAL DIRECT PAY
Recreation Assistant	65,804	67,120	2,100	-	-	-	69,220
KILEY SPORTS I	65,804	67,120	2,100	-	-	-	69,220
TOTAL							69,220
SSI							5,295

7143

YOUTH BUREAU ADMINISTRATION

POSITION	2023 SALARY	2024 SALARY	LONGEVITY	UNIFORM	STIPEND	HEALTH BUYOUT	TOTAL DIRECT PAY
Executive Director	111,312	113,538		-	-	3,000	116,538
Senior Office Assist	72,770	74,226	-	-	-	3,000	77,226
YOUTH BUREAU	184,082	187,764	-	-	-	6,000	193,764
TOTAL							193,764
SSI							14,823

FUND 15 - YOUTH GRANT FUND

POSITION	2023 SALARY	2024 SALARY	LONGEVITY	UNIFORM	STIPEND	HEALTH BUYOUT	TOTAL DIRECT PAY
Youth Employment	67,879	72,052	-	-	-	-	72,052
FUND 15 - YOUT	67,879	72,052	-	-	-	-	72,052
TOTAL							72,052
SSI							5,512

7144

YOUTH BUREAU - CLUB INSPIRE

POSITION	2023 SALARY	2024 SALARY	LONGEVITY	UNIFORM	STIPEND	HEALTH BUYOUT	TOTAL DIRECT PAY
Youth Advocate	75,480	76,990	1,850	-	-	-	78,840
YOUTH BUREAU	75,480	76,990	1,850	-	-	-	78,840
TOTAL							78,840
SSI							6,031

7621

SENIOR CITIZEN CLUB

POSITION	2023 SALARY	2024 SALARY	LONGEVITY	UNIFORM	STIPEND	HEALTH BUYOUT	TOTAL DIRECT PAY
Sr. Recreation Lead	95,509	97,419	2,100	-	-	-	99,519
SENIOR CITIZEN	95,509	97,419	2,100	-	-	-	99,519
TOTAL							99,519
SSI							7,613

8160

REFUSE COLLECTION

POSITION	2023 SALARY	2024 SALARY	LONGEVITY	UNIFORM	STIPEND	HEALTH BUYOUT	TOTAL DIRECT PAY
Laborer	78,001	79,561	-	500	-	-	80,061
Laborer	78,001	79,561	-	500	-	-	80,061
MEO	84,041	85,722	1,500	500	-	-	87,722
Laborer	78,001	79,561	1,000	500	-	-	81,061
MEO	84,041	85,722	1,250	500	-	-	87,472
MEO	84,041	85,722	1,250	500	-	-	87,472
Laborer	78,001	79,561	-	500	-	-	80,061
Laborer	78,001	79,561	1,250	500	-	-	81,311
Laborer	78,001	79,561	-	500	-	-	80,061
MEO	84,041	85,722	1,000	500	-	-	87,222
Laborer	78,001	79,561	-	500	-	-	80,061
Laborer	78,001	79,561	-	500	-	-	80,061
Laborer	78,001	79,561	1,000	500	-	-	81,061
MEO	84,041	85,722	1,500	500	-	-	87,722
Laborer	78,001	79,561	1,000	500	-	-	81,061
REFUSE COLLE	1,200,215	1,224,220	10,750	7,500	-	-	1,242,470
TOTAL							1,242,470
SSI							95,049

8162

REFUSE ADMINISTRATION

POSITION	2023 SALARY	2024 SALARY	LONGEVITY	UNIFORM	STIPEND	HEALTH BUYOUT	TOTAL DIRECT PAY
Lead Maintenance Man	93,728	95,603	1,500	500	1,000	-	98,603
REFUSE ADMIN	93,728	95,603	1,500	500	1,000	-	98,603
						TOTAL	98,603
						SSI	7,543

8170

STREET CLEANING

POSITION	2023 SALARY	2024 SALARY	LONGEVITY	UNIFORM	STIPEND	HEALTH BUYOUT	TOTAL DIRECT PAY
MEO	84,041	85,722	1,250	500	6,050	-	93,522
STREET CLEAN	84,041	85,722	1,250	500	6,050	-	93,522
						TOTAL	93,522
						SSI	7,154

8686

PLANNING DEPARTMENT

POSITION	2023 SALARY	2024 SALARY	LONGEVITY	UNIFORM	STIPEND	HEALTH BUYOUT	TOTAL DIRECT PAY
Assistant Planner	72,021	-	-	-	-	-	-
Zoning Coordinator	95,819	97,735	1,850	-	-	-	99,585
Planner	88,657	90,430	-	-	-	-	90,430
Director of Planning	139,630	143,591	1,200	-	-	-	144,791
Planner	88,657	90,430	-	-	-	-	90,430
Program Administrator	78,000	79,560	-	-	-	-	79,560
PLANNING DEPT	562,784	501,746	3,050	-	-	-	504,796
						TOTAL	504,796
						SSI	38,617

8687

ECONOMIC DEVELOPMENT

POSITION	2023 SALARY	2024 SALARY	LONGEVITY	UNIFORM	STIPEND	HEALTH BUYOUT	TOTAL DIRECT PAY
Economic Developer	116,093	118,415	-	-	-	-	118,415
Loan Officer	113,214	73,016	1,200	-	-	3,000	77,216
ECONOMIC DEV	229,307	191,431	1,200	-	-	3,000	195,631
						TOTAL	195,631
						SSI	14,966

8989

CONGREGATE MEALS

POSITION	2023 SALARY	2024 SALARY	LONGEVITY	UNIFORM	STIPEND	HEALTH BUYOUT	TOTAL DIRECT PAY
Nutrition Site Manager	103,612	105,684	-	-	-	-	105,684
Kitchen Aide	48,042	50,473	-	-	-	-	50,473
Senior Office Assistant	59,625	60,817	-	-	-	-	60,817
Intermediate Clerk	46,249	47,174	-	-	-	-	47,174
Cook	61,769	65,166	-	-	-	-	65,166
CONGREGATE MEALS	319,296	329,314	-	-	-	-	329,314
						TOTAL	329,314
						SSI	25,193

SANITARY SEWER

002.8320
SOURCE OF
SUPPLY

8330
WATER PURIFICATION - FUND 2

8340
WATER DISTRIBUTION - FUND 2

Page 187 of 234

8610

SECTION 8 FUND

POSITION	2023 SALARY	2024 SALARY	LONGEVITY	UNIFORM	STIPEND	HEALTH BUYOUT	TOTAL DIRECT PAY
Director of Section :	104,460	117,611	-	-	-	-	117,611
Program Specialist -	67,789	72,052	-	-	-	-	72,052
Program Specialist	59,624	63,637	-	-	-	3,000	66,637
Office assistant	55,124	58,433	-	-	-	-	58,433
Staff Assistant - Sec	85,376	89,696	-	-	-	3,000	92,696
Housing Inspector	-	83,586	-	-	-	-	83,586
WATER DISTRII	372,373	485,015	-	-	-	6,000	491,015
TOTAL							491,015
SSI							37,563



CITY OF PEEKSKILL

2024 Adopted Budget

November 13, 2023

DEBT SERVICE

City of Peekskill																								
Long Term Debt - 2024 Budget																								
Date of Issue	Purpose	Original Amount	Interest Rate	Year of Maturity	Payment Date	Principal	Interest	Principal Balance 12/31/2024	Subsidy	2024 Summary of Payments by Fund						2024 Summary of Balances by Fund								
										General Fund		Water Fund		Sewer Fund		General Fund	Water Fund	Sewer Fund						
										Principal	Interest	Principal	Interest	Principal	Interest	Principal	Principal	Principal	Principal					
2	07/27/06	NYS EFC Water Treatment Facility - 2006	23,241,600	3.97-4.8%	2028	04/01/24	1,255,000	159,638						1,255,000	319,276									
						10/01/24		159,638	5,435,000										5,435,000					
4	09/01/07	NYS EFC - Series 2015D	14,318,507	4.002-4.75	2028	03/01/24	785,000	97,260		30,226				785,000	176,374									
						09/01/24		79,115	3,365,000	24,508									3,365,000					
10	05/23/13	Serial Bonds	9,893,000	2-3%	2033																			
10b		\$1,530,000 Waterfront Improv				06/01/24	75,000	13,125			75,000	25,125												
						12/01/24		12,000	800,000								800,000							
10c		\$2,040,000 Parking Garage				06/01/24	100,000	17,250			100,000	33,000												
						12/01/24		15,750	1,050,000								1,050,000							
10d		\$4,895,000 Water Projects				06/01/24	250,000	43,500					250,000	83,250										
						12/01/24		39,750	2,650,000										2,650,000					
11	12/30/13	Other Purposes - Serial Bond	1,820,700	2-3%	2024	06/01/24	200,000	3,250			200,000	3,250												
						12/01/24		0	0								Paid Off '24							
14	09/25/17	2017 Central Fire House	14,610,000	2.65%	2037	03/15/24	730,000	134,138			730,000													
						09/15/24		134,138	9,565,000			268,276					9,565,000							
15	09/25/17	Refunding Bonds - 2007 (was #3)	1,535,000	2.72%	2027	06/01/24	155,000	6,469			155,000	11,194												
						12/01/24		4,725	420,000								420,000							
16	09/25/17	Refunding Bonds - 2009 (Was #5)	2,455,000	2.72%	2029	06/01/24	210,000	14,569			210,000	26,776												
						12/01/24		12,207	1,085,000								1,085,000							
17	09/25/17	Refunding Bonds - 2011A (Was #8)	8,820,000	2.72%	2040	06/01/24	330,000	96,663			330,000	189,613												
						12/01/24		92,950	6,700,000								6,700,000							
TOTAL BOND PAYMENTS							4,090,000	1,136,134	31,070,000		1,800,000	557,234	2,290,000	578,900	0	0	4,090,000	19,620,000		11,450,000		0	##	
18	08/07/19	Energy Performance Contract - 2019	4,315,000	2.74%	2039	01/01/24	94,164	51,401			189,619	101,512												
						07/01/24	95,455	50,111	3,560,888								3,560,888							
19	10/27/20	Energy Performance Contract - 2020	164,950	2.74%	2039	01/01/24	3,590	1,960			7,229	3,871												
						07/01/24	3,639	1,911	135,743								135,743							
22	03/09/22	Capital One Lease	2,434,920	2.45%-2.4%	2022	03/09/24	392,522	50,993	1,659,375		392,522	50,994					1,659,375							
TOTAL LEASE CONTRACTS							589,370	156,376	5,356,006		589,370	156,377	0	0	0	0	589,370	5,356,006					##	
		Total					4,679,370	1,292,510	36,426,006		2,389,370	713,611	2,290,000	578,900	0	0	4,679,370	24,976,006		11,450,000			##	

Page 191 of 234

CITY OF PEEKSKILL



7 YEAR CAPITAL PLAN

**CITY OF PEEKSKILL
2024 CAPITAL PROJECTS AND IMPROVEMENTS**

TIMING	
Priority	
1	2024
2	2025
3	2026-
4	2027
5	2028
5	2029-

PROJECT DETAILS					FUNDING STATUS			FUNDING SOURCE								
Fund/ Dept. Total	Dept.	Priority #	Dept. Head	Description	Project Total	Not Funded	Funding Plan in Place (See Columns to right)	Seeking Grant/ Developing Grant Application	Date Applied for Grant	Grant Award (Date)	BAN/ BOND/ LEASE	Grant Source (Agency)	Grant Amount	City Match/ Amount	City Match Source (General Capital Transfer or Other)	TOTAL FUNDING
GENERAL FUND																
	1630			Building - City Hall												
		3	CG	EV Charging Facilities (Level 3)-MA-cost seems high	100,000	100,000	-	✓	-	-		NYSERDA				
		3	CG	Interior History Renewal (paint interior walls)	25,000	-	25,000		-	-				25,000	BUDGET	25,000
		3	CG	Interior Re-use Plan	30,000	30,000	-	✓	-	-						-
		1	CG	Boiler Retrofit	35,000	-	35,000		-	-				35,000	BUDGET	35,000
		3	CG	Parking Lot Efficiency Study and Renovation	250,000	250,000	-	✓	-	-						-
		1	CG	Bathroom Upgrades (\$25k ea/6 bathrooms)	150,000	-	150,000		-	-				150,000	BUDGET	150,000
		1	CG	Painting of hallways	175,000	-	175,000		-	-				175,000	BUDGET	175,000
				Total	765,000	380,000	385,000									385,000
				Building - Court		-	-		-	-						-
		1	CG	Ballistic Doors	21,000	-	21,000		-	-				21,000	BUDGET	21,000
				Building - DPW												-
		1	CG	Building Replacement	35,000,000	15,000,000	20,000,000	✓	-	-	20,000,000				FEMA/ESDC	20,000,000
				Building - Neighborhood Center/Library, 4 Nelson Ave												-
		1	CS	Kitchen Upgrade - CDBG	300,000	-	300,000		-	-		CDBG	150,000	150,000	CDBG	300,000
		1	CG	Replacement of 2 Rooftop HVAC	225,000	225,000	-	✓	-	-						-
		1	CG	HVAC (001.3120)	40,000	-	40,000		-	-		US EDA	40,000		BUDGET	40,000
		1	CG	Patio - Neighborhood Center	25,000	-	25,000		-	-				25,000	BUDGET	25,000
		2	CG	Replace Ceiling Tiles (with Fire Rated)	15,000	-	15,000		-	-				15,000	BUDGET	15,000
		2	CG	Neighborhood/Seniors Bathroom Renovations	200,000	200,000	-	✓	-	-					BUDGET	-
				Total	805,000	425,000	380,000		-	-			190,000	190,000		380,000
				Building - Parking Decks												-
			CG	James Street Structural Repairs	350,000	-	350,000				350,000					350,000
			CG	Nelson Street Garage additional spaces	3,600,000	3,600,000	-	✓				ESD (MOMENTUM)	3,600,000			3,600,000
		1	CG	Nelson Street Structural Repairs	2,200,000	-	2,200,000		-	-	2,200,000					2,200,000
				Total	6,150,000	3,600,000	2,550,000	-	-	-	2,550,000	-	3,600,000	-	-	2,550,000
				Paramount Theater												-
	7540	1	JF	Structural Evaluation - Roof, HVAC, Windows-CFA, etc	1,350,000	850,000	500,000	✓	-	-	850,000	PARKS	500,000	850,000		500,000
				Total	1,350,000	850,000	500,000				850,000	-	500,000	850,000	-	500,000
				Building - Parks Office, 1 Robin Drive		-	-									-
		1	CG	Roof, gutters, and siding (001.7020)	42,000	-	42,000		-	-				42,000	PARKS & REC	42,000
				Building - Police		-	-									-
		3	LD	Renovation of Department Range	150,000	150,000	-	✓	-	-						-
		1	CG	Mag Locks for Doors (PD)	37,000	-	37,000							37,000	BUDGET	37,000
		1	CG	Upper Level Parking Lot Ballistic Door replacement	20,000	-	20,000							20,000	BUDGET	20,000
		1	LD	New Locker Rooms (Sen. Harkin-possible \$100k grant.	400,000	-	400,000	✓				US EDA	400,000		DASNY	400,000
		1	CG	Replace Domestic Water Service Piping	25,000	-	25,000							25,000	BUDGET	25,000
		1	CG	HVAC System Replacement	510,000	-	510,000				510,000					510,000
		1	CG	Roof Repairs to Correct roofing lap joints	30,000	-	30,000							30,000	BUDGET	30,000
		1	CG	Water Fountain & Drains	6,000	-	6,000							6,000	BUDGET	6,000
		2	CG	Replace and Upgrade Electrical Service	200,000	200,000	-	✓	-	-						-

**CITY OF PEEKSKILL
2024 CAPITAL PROJECTS AND IMPROVEMENTS**

TIMING	
Priority	
1	2024
2	2025
3	2026
4	2027
5	2028
5	2029

PROJECT DETAILS					FUNDING STATUS			FUNDING SOURCE								
Fund/ Dept. Total	Dept.	Priority #	Dept. Head	Description	Project Total	Not Funded	Funding Plan in Place (See Columns to right)	Seeking Grant/ Developing Grant Application	Date Applied for Grant	Grant Award (Date)	BAN/ BOND/ LEASE	Grant Source (Agency)	Grant Amount	City Match/ Amount	City Match Source (General Capital Transfer or Other)	TOTAL FUNDING
		2	CG	Replace and Upgrade Backup Generator	200,000	200,000	-	✓								-
		1	CG	Install Quick Connect Emergency Generator Hook Up	60,000	-	60,000							60,000	BUDGET	60,000
		1	CG	Electric Work for Level-II EV charging stations	15,000	-	15,000							15,000	BUDGET	15,000
				Total	1,653,000	743,000	910,000				510,000		400,000			910,000
					-	-	-									-
1620/1630				TOTAL BUILDING MAINTENANCE	45,786,000	20,998,000	24,788,000	-	-	-	23,910,000	-	4,690,000	253,000		24,788,000
	3120			Police Department												
				Vehicle - Patrol Cars	2,436,000	-	2,436,000				1,218,000			1,218,000		2,436,000
		1		Police Radio System - State Bid	158,000	-	158,000							158,000	BUDGET	158,000
3120				TOTAL POLICE DEPARTMENT	2,594,000	-	2,594,000				1,218,000			1,376,000		2,594,000
	3410			Fire Department												
		1	JS	2341 (2019 Chevy Tahoe)-CHIEF VEHICLE	140,000	-	140,000							140,000	BUDGET	140,000
		3	JS	2342 (2019 Chevy Tahoe)-ASST CHIEF VEH.	70,000	-	70,000							70,000	BUDGET	70,000
		5	JS	Utility 17 (2023 Chevy Silverado Pick-up)	80,000	-	80,000							80,000	BUDGET	80,000
		3	JS	Engine 130 (2001 E-One)	1,100,000	-	1,100,000				1,100,000					1,100,000
			JS	Engine 131 (2018 E-One)-Replace after 2030	-	-	-									-
		2	JS		1,026,416	-	1,026,416				1,026,416					1,026,416
		2	JS	Engine 133 (1998 RD Murry)	1,838,530	-	1,838,530				1,838,530					1,838,530
		3	JS	Rescue 134 (2006 E-One) - Full size truck	200,000	-	200,000				200,000					200,000
		1	JS	ATV 2023 (added 6-9-23)	35,000	-	35,000							35,000	BUDGET	35,000
		1	JS	Self-contained breathing apparatus	250,000	-	250,000				250,000					250,000
		1	JS	Fire Hose Replacement	30,000	-	30,000							30,000	BUDGET	30,000
		2	JS	Portable Radio Upgrades	100,000	-	100,000				100,000					100,000
3410				TOTAL FIRE DEPARTMENT	4,869,946	-	4,869,946				4,514,946			355,000		4,869,946
					-	-	-									-
	3622			Building Department												
		1	NC	Building Department	120,000	-	120,000							120,000	BUDGET	120,000
		2	NC	7 - Samsung Tablets	21,000	-	21,000							21,000	BUDGET	21,000
					-	-	-									-
3622				TOTAL BUILDING DEPARTMENT	141,000	-	141,000	-	-	-	-	-	-	141,000	-	141,000
	5110			Street Maintenance												
		1	CG	Street Tree Planting Program	45,000	-	45,000							45,000	BUDGET	45,000
		1	CG	Leaf Vac	110,000	-	110,000							110,000	BUDGET	110,000
		1	CG	Woodchipper	75,000	-	75,000							75,000	BUDGET	75,000
		2	CG	Replace Truck 50 - Dump Truck	120,000	-	120,000				120,000					120,000
		1	CG	Replace Truck 54 - Dump Truck	200,000	-	200,000				200,000					200,000
		2	CG	Replace Truck 71 - Year Round Dump Truck	180,000	-	180,000				180,000					180,000
		3	CG	Replace Truck 37 - Mason Dump	42,000	-	42,000				42,000					42,000
		1	CG	Replace Street Maintenance Fleet	555,000	-	555,000				555,000					555,000
		1	CG	Stormwater Project - CDBG	513,000	-	513,000					DASNY/SAM	513,000			513,000
		1	CG	Salt Shed - Temporary Cover	100,000	-	100,000				100,000					100,000
			CG	New Salt Shed	750,000	-	750,000	✓			250,000	DEC	500,000			750,000
			CG	Main Street Retaining Wall	250,000	-	250,000					NYS DOT-WestCty	250,000			250,000
			CG	North Division Street Retaining Wall	350,000	-	350,000					NYS DOT-WestCty	350,000			350,000
5110				TOTAL STREET MAINTENANCE	3,290,000	600,000	2,690,000				1,447,000		1,013,000	230,000	-	2,690,000
				Snow Removal												
	5142	1	CG	Replace Truck 50 - Snow Plow	250,000	-	250,000				250,000					250,000
		2	CG	Replace Snow Removal Fleet	480,000	-	480,000				480,000					480,000
5142				TOTAL SNOW REMOVAL	730,000	-	730,000				730,000					730,000

CITY OF PEEKSKILL
2024 CAPITAL PROJECTS AND IMPROVEMENTS

TIMING	
Priority	
1	2024
2	2025
3	2026
4	2027
5	2028
5	2029

PROJECT DETAILS					FUNDING STATUS			FUNDING SOURCE								
Fund/ Dept. Total	Dept.	Priority #	Dept. Head	Description	Project Total	Not Funded	Funding Plan in Place (See Columns to right)	Seeking Grant/ Developing Grant Application	Date Applied for Grant	Grant Award (Date)	BAN/ BOND/ LEASE	Grant Source (Agency)	Grant Amount	City Match/ Amount	City Match Source (General Capital Transfer or Other)	TOTAL FUNDING
				Recreation												
	7020	1	CM	Exercise Equipment @ a City Park	20,000	-	20,000							20,000	BUDGET	20,000
7020				TOTAL RECREATION	20,000	-	20,000							20,000		20,000
						-	-									-
				Park Maintenance			-									-
	7110		CM	DEPEW PARK			-									-
		1	CM	Depew Park Project - SAM Grant	1,124,928	-	1,124,928					DASNY/SAM	1,000,000	124,928	PARKS & REC	1,124,928
			CM	Clay Tennis Court converted to pickleball (incl above)			-									-
			CM	Swim Field - refurbished, remove basecoat comp. (incl. above)			-									-
			CM	Convert cinder track to all weather (incl. above)			-									-
			CM	Fence in field (prevent unauthorized motorized vehicles - incl. above)			-									-
		1	CM	Replace roofing/gutters at Preschool	20,000	-	20,000							20,000	PARKS & REC	20,000
		3	CM	Mini-pitch Soccer Field (incl. above)	200,000		200,000	✓				DASNY/SAM	200,000			200,000
		2	CM	Repair all weather tennis courts	79,500		79,500							79,500	BUDGET	79,500
		3	CM	Refurbish Bandstand & replace Electric Panel (\$30K - \$40K)	100,000		100,000	✓				DASNY/SAM	50,000	50,000	PARKS & REC	100,000
		2	CM	Replace Siding & Roofing on Rec Office Bldg.	50,000		50,000						-	50,000	BUDGET	50,000
		2	CM	Repave staff parking area at Rec Office	20,000		20,000							20,000	BUDGET	20,000
		3	CM	Pave parking lot near horseshoe pits	100,000		100,000	✓				DASNY/SAM	50,000	50,000	PARKS & REC	100,000
		3	CM	Pave pool parking lot & correct drainage issues	100,000		100,000	✓				DASNY/SAM	50,000	50,000	PARKS & REC	100,000
		4	CM	Install rubber safety surfacing on playground	200,000		200,000	✓				DASNY/SAM	125,000	75,000	PARKS & REC	200,000
		3	CG	Lake Mitchell - refurbish dam on north side	200,000		200,000	✓				HREP/DASNY	150,000	50,000	PARKS & REC	200,000
		3	CG	Lake Mitchell - dredge, impr. flow & quality of water	150,000		150,000	✓				HREP/DASNY/LWR	112,500	37,500	PARKS & REC	150,000
	7180		CM	VETERANS MEMORIAL POOL			-									-
		2	CM	*Repairs to main pool prior to new liner, new liner, new kiddie pool shade structure & blacktop area	2,000,000		2,000,000	✓	Apply '23, Study '24				1,500,000	500,000	PARKS & REC	2,000,000
				*CRITICAL - Repairs needed as soon as grant can be found to fund.												
			CG	DOG PARK			-									-
			CG	New fencing around new dog area	10,000		10,000							10,000	BUDGET	10,000
			CG	Pave entrance road and turn around	35,000		35,000							35,000	BUDGET	35,000
		2	CG	*Dam - design dam & install Hydro Energy-(work in-house?)	40,000		40,000					NYSERDA	20,000	20,000	BUDGET	40,000
		3	CG	*Dam Repairs / Hydro / Dredging / Trails	600,000		600,000	✓				HREP	450,000	150,000	PARKS & REC	600,000
				*Per the Master Plan												-
																-
			CM	FRANKLIN PARK												-
		2	CM	New color coat basketball court	100,000		100,000	✓						100,000	BUDGET	100,000
		5	CM	New soccer/football field w/irrigation system	130,000		130,000	✓				DASNY/PARKS	97,500	32,500	PARKS & REC	130,000
							-									-
			CM	LEPORE PARK			-									-
		5	CM	Replace playground with rubber safety surface	400,000		400,000	✓					300,000	100,000	PARKS & REC	400,000
							-									-
			CM	MCKINLEY PARK			-									-
		1	CM	New playground with rubber surfacing - Option 1	230,000		230,000	✓				DASNY/PARKS	172,500	57,500	PARKS & REC	230,000
		1	CM	New playground wood chip surfacing - Option 2	100,000		100,000	✓				DASNY/PARKS	75,000	25,000	PARKS & REC	100,000
		1	CM	Repairs to existing playground	35,000		35,000							35,000	BUDGET	35,000
							-									-
			CM	*PEEKSKILL STADIUM			-									-
		2	CM	Install turf field, repair fencing, update lights (light warranty expires 2024)	1,560,000		1,560,000	✓				DASNY/PARKS	1,250,000	310,000	PARKS & REC	1,560,000
				*Opportunity for increased revenue after reno												-

**CITY OF PEEKSKILL
2024 CAPITAL PROJECTS AND IMPROVEMENTS**

TIMING	
Priority	
1	2024
2	2025
3	2026
4	2027
5	2028
5	2029

PROJECT DETAILS					FUNDING STATUS			FUNDING SOURCE								
Fund/ Dept. Total	Dept.	Priority #	Dept. Head	Description	Project Total	Not Funded	Funding Plan in Place (See Columns to right)	Seeking Grant/ Developing Grant Application	Date Applied for Grant	Grant Award (Date)	BAN/ BOND/ LEASE	Grant Source (Agency)	Grant Amount	City Match/ Amount	City Match Source (General Capital Transfer or Other)	TOTAL FUNDING
			CM	RIVERFRONT GREEN PARK		-	-									-
		3	CM	Bathroom -increase size, winterize for year long use	750,000	-	750,000					CDBG	750,000			750,000
		2	CM	Riverfront Park upgrades to boat ramp and dock-Trex	40,000	-	40,000							40,000	BUDGET	40,000
		1	CM	Reconditioning of volleyball courts	20,000	-	20,000							20,000	BUDGET	20,000
			CG	Refurbish jetty - NEEDS QUOTE		-	-									-
			CG	Replace 6 existing pilings - NEEDS QUOTE		-	-									-
			CM	*TOMPKINS BALLFIELD - NEEDS GRANT		-	-									-
		1	CM	Remove playground-not needed, in-house work	20,000	-	20,000	✓						20,000	BUDGET	20,000
		4	CM	Install irrigation systems on both fields	350,000	-	350,000	✓				DASNY/PARKS	262,500	87,500	PARKS & REC	350,000
				*Will have a Common Meeting to discuss vision for		-	-									-
				ballfield, do a soil study, implement vision	1,000,000	1,000,000						DASNY/PARKS	900,000	100,000	PARKS & REC	
				*Rough estimate from City staff												
			CM	TOMPKINS PARK (PARK & FINCH)		-	-									-
		1	CM	4 new backboards for basketball courts	12,000	-	12,000							12,000	BUDGET	12,000
		1	CM	Fencing Install- New Woodlands Area*	20,000	-	20,000							20,000	BUDGET	20,000
		1	CM	Replace rubber safety surface-all playgrounds	250,000	-	250,000	✓					175,000	75,000	PARKS & REC	250,000
		3	CM	Install new playground w/rubber safety surface	350,000	-	350,000	✓					262,500	87,500	PARKS & REC	350,000
						-	-									-
7110				TOTAL PARK MAINTENANCE	10,396,428	1,000,000	9,396,428	-	-	-	-	-	7,952,500	2,443,928	-	9,396,428
						-	-									-
	7110		CG	Park Equipment		-	-									-
		1	CG	Dump Truck - Replace for 9-6	55,000	-	55,000				55,000					55,000
		2	CG	Pickup Truck	30,000	-	30,000				30,000					30,000
		1	CG	Replace 9-9 Packer	120,000	-	120,000				120,000					120,000
		1	CG	Skid Steer	75,000	-	75,000				75,000					75,000
		1	CG	Sickle Bar	16,000	-	16,000							16,000	BUDGET	16,000
		2	CG	Finish Mower	20,000	-	20,000							20,000	BUDGET	20,000
		3	CG	Brush Mower	25,000	-	25,000							25,000	BUDGET	25,000
		3	CG	Flail Mower - attachment for mini-excavator (Concern of high investment, fencing is at risk of damage in the next flood, do in-house)	15,000	-	15,000							15,000	BUDGET	15,000
7110				TOTAL PARK EQUIPMENT	356,000	-	356,000				280,000			76,000		356,000

CITY OF PEEKSKILL
2024 CAPITAL PROJECTS AND IMPROVEMENTS

TIMING		
Priority		
1	2024	
2	2025	
3	2026-	
4	2027	
5	2028	
	2029-	

PROJECT DETAILS					FUNDING STATUS			FUNDING SOURCE								
Fund/ Dept. Total	Dept.	Priority #	Dept. Head	Description	Project Total	Not Funded	Funding Plan in Place (See Columns to right)	Seeking Grant/ Developing Grant Application	Date Applied for Grant	Grant Award (Date)	BAN/ BOND/ LEASE	Grant Source (Agency)	Grant Amount	City Match/ Amount	City Match Source (General Capital Transfer or Other)	TOTAL FUNDING
						-	-									-
				Youth Bureau		-	-									-
	7143			*Renovations -2024	5,000,000	-	5,000,000				2,000,000	ESD/DASNY	3,000,000			5,000,000
7143				Youth Bureau Total	5,000,000	-	5,000,000				2,000,000		3,000,000			5,000,000
				*Rough estimate from City staff		-	-									-
					-	-	-									-
				Planning	-	-	-									-
	8686		JF	DOWNTOWN STAMPED CROSSWALKS	150,000	-	150,000					DASNY/SAM	100,000	50,000	'22 General	150,000
						-	-									-
				FLEISCHMANN PIER		-	-									-
		1	JF	Fleischmann's Pier Construction - DRI & CFA #1	4,123,905	-	2,000,000					DOS-1001661	2,000,000			2,000,000
						-	1,092,928					DOS-1002034	1,092,928			1,092,928
						-	180,000					DRI	180,000			180,000
						-	850,977					City Match		850,977	P&R & '22 Gen.	850,977
			JF	Fleischmann Pier Alternatives - 2022 EPF LWRP	777,724	-	777,724					EPF-1002298	583,293	194,431	'22 & '23 Gen.	777,724
		1	JF	Pedestrian and Bike links between CBD & Waterfront - DRI	1,102,000	-	1,102,000					DRI	1,102,000			1,102,000
		1	JF	Downtown Civic Hub/Gazebo - DRI	1,626,000	-	1,626,000					DRI	1,626,000			1,626,000
		1	MR	INCUBATOR PROJECT	2,996,668	-	2,996,668					US EDA	2,396,668	600,000	PIDA	2,996,668
						-	-									-
			PE	MAIN STREET STREETSCAPES		-	-									-
			PE	Sidewalk Improvements (Con-Tech)	436,603	-	436,603				225,913	DASNY/SAM	210,690			436,603
			PE	Curbs	114,000	-	114,000				114,000					114,000
						-	-									-
			PE	MONUMENT PARK		-	-									-
			PE	Monument Park enhancement - DRI	860,000	600,000	260,000	✓				DRI	260,000			260,000
						-	-									-
		1	PE	PUGSLEY PARK		-	-									-
			PE	DRI Enhancements	800,000	486,752	313,248					DRI	313,248			313,248
						-	-									-
			JF	RAILROAD AVE. ELEVATION & STREETSCAPE	3,600,000	-	600,000					DRI	600,000			600,000
						-	-					NYS DOS LWRP	3,000,000			3,000,000
			AL	WATERFRONT CONNECTOR TRAIL - CFA		-	-									-
		1	AL	Waterfront Connector Trail - CFA	1,480,000	-	1,480,000	✓				LWRP/DRI	1,480,000			1,480,000
						-	-									-
8686				TOTAL PLANNING	18,066,900	1,236,752	16,830,148				339,913		14,844,827	1,645,408	-	16,830,148
						-	-									-
				Nutrition		-	-									-
	8989		JZ	40 Passenger Bus (new)	180,000	-	180,000					Westchester Cnty	180,000			180,000
			JZ	24 Passenger Bus	250,000	-	250,000					CDBG	150,000	100,000	'22 General	250,000
			JZ	Peekskill Community Hub & Kitchen	100,000	-	100,000						100,000	100,000	'22 General	100,000
8989				TOTAL NUTRITION	530,000	-	530,000						330,000	200,000		530,000
						-	-									-
				GENERAL FUND TOTAL	91,780,274	23,834,752	67,945,522	-	-	-	34,439,859	-	31,830,327	6,740,336	-	67,945,522

**CITY OF PEEKSKILL
2024 CAPITAL PROJECTS AND IMPROVEMENTS**

TIMING	
Priority	
1	2024
2	2025
3	2026
4	2027
5	2028
5	2029

PROJECT DETAILS					FUNDING STATUS			FUNDING SOURCE								
Fund/ Dept. Total	Dept.	Priority #	Dept. Head	Description	Project Total	Not Funded	Funding Plan in Place (See Columns to right)	Seeking Grant/ Developing Grant Application	Date Applied for Grant	Grant Award (Date)	BAN/ BOND/ LEASE	Grant Source (Agency)	Grant Amount	City Match/ Amount	City Match Source (General Capital Transfer or Other)	TOTAL FUNDING
WATER FUND				Infrastructure		-	-					EFC \$3M Grant for 60% of water projects				
			JF	Hydrant and Valve Replacement - CDBG	503,000	-	503,000					CDBG	200,000	303,000	WATER FUND	503,000
			DR	Hollowbrook Dam	2,552,656	-	2,552,656					Westchester Cnty	1,100,000	952,656	WATER FUND	
												CDBG	500,000			2,552,656
			DR	Water System Improvement, 2022 - incl.not lim.to: -Replacing water mains-Washington St., Main St. -Replacing water tank 138 Benefield	5,000,000	-	5,000,000					EFC - WIIA	3,000,000	2,000,000	EFC 0% Loan	5,000,000
			DR	Water System Improvements - incl. but not limited to: -Replacing 8" water main under MTA tracks -Dredging and cleaning Campfield Reservoir -Dam Modifications at Wicopee Reservoir	8,200,000	-	8,200,000					EFC - WIIA	8,200,000			8,200,000
			DR	Small Pickup Truck	35,000	-	35,000							35,000	WATER FUND	35,000
Water				WATER FUND TOTAL	16,290,656	-	16,290,656	-	-	-	-	-	13,000,000	3,290,656	-	16,290,656
SEWER FUND				Infrastructure		-	-					GIGP 75%, EFC 25% Grant available for sewer projects				
			JF	Lower South Street Sewer Infrastructure - EFC & County Grants	6,250,000	-	6,250,000					West.Cnty HIF	2,500,000			
						-	-					EFC	3,000,000			
												EFC WIIA	750,000			6,250,000
			JF	Stormwater Improvements	456,000	-	456,000					CDBG	200,000	256,000	SEWER FUND	456,000
			DR	Sewer I&I - CFA (WQIP)	877,881	-	877,881					WQIP	877,881			877,881
			JF	Sewer I&I - CDBG	400,000	-	400,000					CDBG	400,000			400,000
			DR	Sewer System Improvements,2022, incl.but not lim. -Sewer pump station at Riverfront -Sewer line repairs	4,300,000	-	4,300,000					EFC WIIA - 25%	1,075,000	3,225,000	EFC 0% Loan	4,300,000
			DR	Sewer System Improvements,2023, incl.but not lim: -Upgrade/possible relocation of RFG pump station -Louisa Street Bridge sewer force main	6,100,000	-	6,100,000					EFC WIIA - 25%	1,525,000	4,575,000	EFC 0% Loan	6,100,000
Sewer				SEWER FUND TOTAL	18,383,881		18,383,881						10,327,881	8,056,000	-	18,383,881

**CITY OF PEEKSKILL
2024 CAPITAL PROJECTS AND IMPROVEMENTS**

TIMING		
Priority		
1	2024	
2	2025	
3	2026-	
4	2027	
5	2028	
	2029-	

PROJECT DETAILS					7 YEAR CAPITAL PLAN								
Fund/ Dept. Total	Dept.	Priority #	Dept. Head	Description	2023 (Current Year)	2024	2025	2026	2027	2028	2029	2030	TOTAL
GENERAL FUND													
	1630			Building - City Hall									
		3	CG	EV Charging Facilities (Level 3)-MA-cost seems high	-	-	-	100,000	-	-	-	-	100,000
		3	CG	Interior History Renewal (paint interior walls)	-	-	-	25,000	-	-	-	-	25,000
		3	CG	Interior Re-use Plan	-	-	-	30,000	-	-	-	-	30,000
		1	CG	Boiler Retrofit	-	35,000	-	-	-	-	-	-	35,000
		3	CG	Parking Lot Efficiency Study and Renovation	-	-	-	250,000	-	-	-	-	250,000
		1	CG	Bathroom Upgrades (\$25k ea/6 bathrooms)	-	50,000	50,000	50,000	-	-	-	-	150,000
		1	CG	Painting of hallways	-	25,000	25,000	25,000	25,000	25,000	25,000	25,000	175,000
				Total	-	110,000	75,000	480,000	25,000	25,000	25,000	25,000	765,000
				Building - Court									
		1	CG	Ballistic Doors	21,000	-	-	-	-	-	-	-	21,000
				Building - DPW									
		1	CG	Building Replacement	-	-	6,000,000	15,000,000	14,000,000	-	-	-	35,000,000
				Building - Neighborhood Center/Library, 4 Nelson Ave									
		1	CS	Kitchen Upgrade - CDBG	-	300,000	-	-	-	-	-	-	300,000
		1	CG	Replacement of 2 Rooftop HVAC	-	225,000	-	-	-	-	-	-	225,000
		1	CG	HVAC (001.3120)	-	40,000	-	-	-	-	-	-	40,000
		1	CG	Patio - Neighborhood Center	-	25,000	-	-	-	-	-	-	25,000
		2	CG	Replace Ceiling Tiles (with Fire Rated)	-	-	15,000	-	-	-	-	-	15,000
		2	CG	Neighborhood/Seniors Bathroom Renovations	-	-	100,000	100,000	-	-	-	-	200,000
				Total	-	590,000	115,000	100,000	-	-	-	-	805,000
				Building - Parking Decks									
			CG	James Street Structural Repairs			350,000						350,000
			CG	Nelson Street Garage additional spaces			3,600,000						3,600,000
		1	CG	Nelson Street Structural Repairs	200,000	2,000,000	-	-	-	-	-	-	2,200,000
				Total	200,000	2,000,000	3,950,000	-	-	-	-	-	6,150,000
				Paramount Theater									
	7540	1	JF	Structural Evaluation - Roof, HVAC, Windows-CFA, etc		1,350,000	-	-	-	-	-	-	1,350,000
				Total		1,350,000	-						1,350,000
				Building - Parks Office, 1 Robin Drive									
		1	CG	Roof, gutters, and siding (001.7020)		42,000	-	-	-	-	-	-	42,000
				Building - Police									
		3	LD	Renovation of Department Range	-			75,000	75,000	-	-	-	150,000
		1	CG	Mag Locks for Doors (PD)	-	37,000	-	-	-	-	-	-	37,000
		1	CG	Upper Level Parking Lot Ballistic Door replacement	-	20,000	-	-	-	-	-	-	20,000
		1	LD	New Locker Rooms (Sen. Harkin-possible \$100k grant.	400,000		-	-	-	-	-	-	400,000
		1	CG	Replace Domestic Water Service Piping	-	25,000	-	-	-	-	-	-	25,000
		1	CG	HVAC System Replacement	510,000	-	-	-	-	-	-	-	510,000
		1	CG	Roof Repairs to Correct roofing lap joints		30,000	-	-	-	-	-	-	30,000
		1	CG	Water Fountain & Drains	6,000	-	-	-	-	-	-	-	6,000
		2	CG	Replace and Upgrade Electrical Service	-	-	200,000	-	-	-	-	-	200,000

**CITY OF PEEKSKILL
2024 CAPITAL PROJECTS AND IMPROVEMENTS**

TIMING	
Priority	
1	2024
2	2025
3	2026
4	2027
5	2028
5	2029

PROJECT DETAILS					7 YEAR CAPITAL PLAN								
Fund/ Dept. Total	Dept.	Priority #	Dept. Head	Description	2023 (Current Year)	2024	2025	2026	2027	2028	2029	2030	TOTAL
		2	CG	Replace and Upgrade Backup Generator	-	-	200,000	-	-	-	-	-	200,000
		1	CG	Install Quick Connect Emergency Generator Hook Up	-	60,000	-	-	-	-	-	-	60,000
		1	CG	Electric Work for Level-II EV charging stations	15,000	-	-	-	-	-	-	-	15,000
				Total	961,000	142,000	400,000	75,000	75,000	-	-	-	1,653,000
1620/1630				TOTAL BUILDING MAINTENANCE	1,182,000	4,234,000	10,540,000	15,655,000	14,100,000	25,000	25,000	25,000	45,786,000
	3120			Police Department		174,000							
				Vehicle - Patrol Cars	-	174,000	348,000	348,000	348,000	348,000	348,000	348,000	2,436,000
		1		Police Radio System - State Bid	158,000	-	-	-	-	-	-	-	158,000
3120				TOTAL POLICE DEPARTMENT	158,000	348,000	348,000	348,000	348,000	348,000	348,000	348,000	2,594,000
	3410			Fire Department									
		1	JS	2341 (2019 Chevy Tahoe)-CHIEF VEHICLE	-	70,000	-	-	-	-	70,000	-	140,000
		3	JS	2342 (2019 Chevy Tahoe)-ASST CHIEF VEH.	-	-	-	-	70,000	-	-	-	70,000
		5	JS	Utility 17 (2023 Chevy Silverado Pick-up)	-	-	-	-	-	-	-	80,000	80,000
		3	JS	Engine 130 (2001 E-One)	-	-	-	-	1,100,000	-	-	-	1,100,000
		JS		Engine 131 (2018 E-One)-Replace after 2030	-	-	-	-	-	-	-	-	-
		2	JS		-	-	1,026,416	-	-	-	-	-	1,026,416
		2	JS	Engine 133 (1998 RD Murry)	-	-	1,838,530	-	-	-	-	-	1,838,530
		3	JS	Rescue 134 (2006 E-One) - Full size truck	-	-	-	200,000	-	-	-	-	200,000
		1	JS	ATV 2023 (added 6-9-23)	-	35,000	-	-	-	-	-	-	35,000
		1	JS	Self-contained breathing apparatus	-	250,000	-	-	-	-	-	-	250,000
		1	JS	Fire Hose Replacement	-	10,000	10,000	10,000	-	-	-	-	30,000
		2	JS	Portable Radio Upgrades	-	-	100,000	-	-	-	-	-	100,000
3410				TOTAL FIRE DEPARTMENT	-	365,000	2,974,946	210,000	1,170,000	-	70,000	80,000	4,869,946
	3622			Building Department									
		1	NC	Building Department	-	40,000		40,000		40,000			120,000
		2	NC	7 - Samsung Tablets	-	-	6,000	6,000	9,000	-	-	-	21,000
3622				TOTAL BUILDING DEPARTMENT	-	40,000	6,000	46,000	9,000	40,000	-	-	141,000
	5110			Street Maintenance									
		1	CG	Street Tree Planting Program	-	15,000	15,000	15,000	-	-	-	-	45,000
		1	CG	Leaf Vac	-	110,000	-	-	-	-	-	-	110,000
		1	CG	Woodchipper	-	75,000	-	-	-	-	-	-	75,000
		2	CG	Replace Truck 50 - Dump Truck	-	-	120,000	-	-	-	-	-	120,000
		1	CG	Replace Truck 54 - Dump Truck	-	200,000	-	-	-	-	-	-	200,000
		2	CG	Replace Truck 71 - Year Round Dump Truck	-	-	180,000	-	-	-	-	-	180,000
		3	CG	Replace Truck 37 - Mason Dump	-	-	-	42,000	-	-	-	-	42,000
		1	CG	Replace Street Maintenance Fleet	-	240,000	75,000	240,000	-	-	-	-	555,000
		1	CG	Stormwater Project - CDBG	513,000	-	-	-	-	-	-	-	513,000
		1	CG	Salt Shed - Temporary Cover	100,000	-	-	-	-	-	-	-	100,000
		CG		New Salt Shed	-	-	750,000	-	-	-	-	-	750,000
		CG		Main Street Retaining Wall	-	-	250,000	-	-	-	-	-	250,000
		CG		North Division Street Retaining Wall	-	-	-	350,000	-	-	-	-	350,000
5110				TOTAL STREET MAINTENANCE	613,000	640,000	1,390,000	647,000	-	-	-	-	3,290,000
				Snow Removal									
	5142	1	CG	Replace Truck 50 - Snow Plow	-	250,000	-	-	-	-	-	-	250,000
		2	CG	Replace Snow Removal Fleet	-	-	230,000	250,000	-	-	-	-	480,000
5142				TOTAL SNOW REMOVAL	-	250,000	230,000	250,000	-	-	-	-	730,000

CITY OF PEEKSKILL
2024 CAPITAL PROJECTS AND IMPROVEMENTS

TIMING	
Priority	
1	2024
2	2025
3	2026
4	2027
5	2028
5	2029

PROJECT DETAILS					7 YEAR CAPITAL PLAN								
Fund/ Dept. Total	Dept.	Priority #	Dept. Head	Description	2023 (Current Year)	2024	2025	2026	2027	2028	2029	2030	TOTAL
				Recreation									
	7020	1	CM	Exercise Equipment @ a City Park	20,000	-	-	-	-	-	-	-	20,000
7020				TOTAL RECREATION	20,000	-	-	-	-	-	-	-	20,000
				Park Maintenance									
	7110		CM	DEPEW PARK									
		1	CM	Depew Park Project - SAM Grant	1,124,928	-	-	-	-	-	-	-	1,124,928
			CM	Clay Tennis Court converted to pickleball (incl above)									
			CM	Stain field - remove old, remove old, remove old, remove old									
			CM	Convert cinder track to all weather (incl. above)									
			CM	Fence in field (prevent unauthor. motorized vehicles - incl									
		1	CM	Replace roofing/gutters at Preschool		20,000							20,000
		3	CM	Mini-pitch Soccer Field (incl. above)				200,000					200,000
		2	CM	Repair all weather tennis courts			79,500						79,500
		3	CM	Refurbish basketball & replace Electric Panel (\$30k-				100,000					100,000
		2	CM	Replace Siding & Roofing on Rec Office Bldg.			50,000						50,000
		2	CM	Repave staff parking area at Rec Office			20,000						20,000
		3	CM	Pave parking lot near horseshoe pits					100,000				100,000
		3	CM	Pave pool parking lot & correct drainage issues					100,000				100,000
		4	CM	Install rubber safety surfacing on playground						200,000			200,000
		3	CG	Lake Mitchell - refurbish dam on north side				200,000					200,000
		3	CG	Lake Mitchell - dredge, impr. flow & quality of water				150,000					150,000
	7180		CM	VETERANS MEMORIAL POOL									
		2	CM	*Repairs to main pool prior to new liner, new liner, new			2,000,000						2,000,000
				kiddie pool shade structure & blacktop area									
				*CRITICAL - Repairs needed as soon as grant can be									
				found to fund.									
			CG	DOG PARK									
			CG	New fencing around new dog area		10,000							10,000
			CG	Pave entrance road and turn around			35,000						35,000
		2	CG	*Dam - design dam & install Hydro Energy-(work in-			40,000						40,000
				house?)									
		3	CG	*Dam Repairs / Hydro / Dredging / Trails				600,000					600,000
				*Per the Master Plan									
			CM	FRANKLIN PARK									
		2	CM	New color coat basketball court		100,000							100,000
		5	CM	New soccer/football field w/irrigation system								130,000	130,000
			CM	LEPORE PARK									
		5	CM	Replace playground with rubber safety surface							400,000		400,000
			CM	MCKINLEY PARK									
		1	CM	New playground with rubber surfacing - Option 1								230,000	230,000
		1	CM	New playground wood chip surfacing - Option 2								100,000	100,000
		1	CM	Repairs to existing playground	35,000								35,000
			CM	*PEEKSKILL STADIUM									
		2	CM	Install turf field, repair fencing, update lights			1,560,000						1,560,000
				(light warranty expires 2024)									
				*Opportunity for increased revenue after reno									

CITY OF PEEKSKILL
2024 CAPITAL PROJECTS AND IMPROVEMENTS

TIMING	
Priority	
1	2024
2	2025
3	2026-
4	2027
5	2028
5	2029-

PROJECT DETAILS					7 YEAR CAPITAL PLAN								
Fund/ Dept. Total	Dept.	Priority #	Dept. Head	Description	2023 (Current Year)	2024	2025	2026	2027	2028	2029	2030	TOTAL
			CM	RIVERFRONT GREEN PARK									
		3	CM	Bathroom -increase size, winterize for year long use				750,000					750,000
		2	CM	Riverfront Park upgrades to boat ramp and dock-Trex	-	-	40,000	-	-	-	-	-	40,000
		1	CM	Reconditioning of volleyball courts		20,000							20,000
			CG	Refurbish jetty - NEEDS QUOTE									
			CG	Replace 6 existing pilings - NEEDS QUOTE									
			CM	*TOMPKINS BALLFIELD - NEEDS GRANT									
		1	CM	Remove playground-not needed, in-house work					20,000				20,000
		4	CM	Install irrigation systems on both fields					350,000				350,000
				<i>*Will have a Common Meeting to discuss vision for</i>									
				<i>ballfield, do a soil study, implement vision</i>				1,000,000					1,000,000
				<i>*Rough estimate from City staff</i>									
			CM	TOMPKINS PARK (PARK & FINCH)									
		1	CM	4 new backboards for basketball courts			12,000						12,000
		1	CM	Fencing Install- New Woodlands Area*			20,000						20,000
		1	CM	Replace rubber safety surface-all playgrounds				250,000					250,000
		3	CM	Install new playground w/rubber safety surface				350,000					350,000
7110				TOTAL PARK MAINTENANCE	1,159,928	150,000	3,856,500	3,600,000	570,000	200,000	400,000	460,000	10,396,428
	7110		CG	Park Equipment									
		1	CG	Dump Truck - Replace for 9-6	-	55,000	-	-	-	-	-	-	55,000
		2	CG	Pickup Truck	-	-	30,000	-	-	-	-	-	30,000
		1	CG	Replace 9-9 Packer	-	120,000	-	-	-	-	-	-	120,000
		1	CG	Skid Steer	75,000	-	-	-	-	-	-	-	75,000
		1	CG	Sickle Bar		16,000							16,000
		2	CG	Finish Mower			20,000						20,000
		3	CG	Brush Mower				25,000					25,000
		3	CG	Flail Mower - attachment for mini-excavator (Concern of high investment, fencing is at risk of damage in the next flood, do in-house)					15,000				15,000
7110				TOTAL PARK EQUIPMENT	75,000	191,000	50,000	25,000	15,000	-	-	-	356,000

CITY OF PEEKSKILL
2024 CAPITAL PROJECTS AND IMPROVEMENTS

TIMING	
Priority	
1	2024
2	2025
3	2026-
4	2027
4	2028
5	2029-

PROJECT DETAILS					7 YEAR CAPITAL PLAN								
Fund/ Dept. Total	Dept.	Priority #	Dept. Head	Description	2023 (Current Year)	2024	2025	2026	2027	2028	2029	2030	TOTAL
				Youth Bureau									
	7143			*Renovations -2024	-	-	-	5,000,000	-	-	-	-	5,000,000
7143				Youth Bureau Total	-	-	-	5,000,000	-	-	-	-	5,000,000
				<i>*Rough estimate from City staff</i>									
					-	-	-	-	-	-	-	-	-
				Planning	-	-	-	-	-	-	-	-	-
	8686		JF	DOWNTOWN STAMPED CROSSWALKS	150,000	-	-	-	-	-	-	-	150,000
				FLEISCHMANN PIER									
		1	JF	Fleischmann's Pier Construction - DRI & CFA #1		-	-	-	-	-	-	-	-
					4,123,905								4,123,905
			JF	Fleischmann Pier Alternatives - 2022 EPF LWRP	777,724								777,724
		1	JF	Pedestrian and Bike links between CBD & Waterfront - DRI	1,102,000	-	-	-	-	-	-	-	1,102,000
		1	JF	Downtown Civic Hub/Gazebo - DRI	1,626,000	-	-	-	-	-	-	-	1,626,000
		1	MR	INCUBATOR PROJECT	2,996,668	-	-	-	-	-	-	-	2,996,668
			PE	MAIN STREET STREETSCAPES		225,913							
			PE	Sidewalk Improvements (Con-Tech)		210,690							436,603
			PE	Curbs		114,000							114,000
			PE	MONUMENT PARK									
			PE	Monument Park enhancement - DRI	860,000	-	-	-	-	-	-	-	860,000
			PE	PUGSLEY PARK									
		1	PE	DRI Enhancements	800,000								800,000
			JF	RAILROAD AVE. ELEVATION & STREETSCAPE		3,600,000							3,600,000
			AL	WATERFRONT CONNECTOR TRAIL - CFA									
		1	AL	Waterfront Connector Trail - CFA	1,480,000	-	-	-	-	-	-	-	1,480,000
8686				TOTAL PLANNING	13,916,297	4,150,603	-	-	-	-	-	-	18,066,900
				Nutrition									
	8989		JZ	40 Passenger Bus (new)	-	180,000	-	-	-	-	-	-	180,000
			JZ	24 Passenger Bus	-	150,000	-	-	-	-	-	-	250,000
			JZ	Peekskill Community Hub & Kitchen		100,000							100,000
8989				TOTAL NUTRITION	-	430,000	-	-	-	-	-	-	530,000
				GENERAL FUND TOTAL	17,124,225	10,798,603	19,395,446	25,781,000	16,212,000	613,000	843,000	913,000	91,780,274

713,000	City share
100,000	Funded by budgeted transfer to capital
4,440,690	Grants
62,000	Parks & Rec Fund
3,939,913	To be bonded
1,543,000	To be funded through lease
10,798,603	

**CITY OF PEEKSKILL
2024 CAPITAL PROJECTS AND IMPROVEMENTS**

TIMING	
Priority	
1	2024
2	2025
3	2026-
4	2027
5	2028
5	2029-

PROJECT DETAILS					7 YEAR CAPITAL PLAN								
Fund/ Dept. Total	Dept.	Priority #	Dept. Head	Description	2023 (Current Year)	2024	2025	2026	2027	2028	2029	2030	TOTAL
WATER FUND													
				Infrastructure									
			JF	Hydrant and Valve Replacement - CDBG		503,000							503,000
			DR	Hollowbrook Dam									
					2,552,656								2,552,656
			DR	Water System Improvement, 2022 - incl. not lim. to:									
				-Replacing water mains-Washington St., Main St.									
				-Replacing water tank 138 Benefield	5,000,000								5,000,000
			DR	Water System Improvements - incl. but not limited to:									
				-Replacing 8" water main under MTA tracks									
				-Dredging and cleaning Campfield Reservoir									
				-Dam Modifications at Wicopee Reservoir		8,200,000							8,200,000
			DR	Small Pickup Truck		35,000							35,000
Water				WATER FUND TOTAL	7,552,656	8,738,000	-	-	-	-	-	-	16,290,656
SEWER FUND													
				Infrastructure									
			JF	Lower South Street Sewer Infrastructure - EPC & County Grants									
					6,250,000								6,250,000
			JF	Stormwater Improvements	456,000								456,000
			DR	Sewer I&I - CFA (WQIP)		877,881							877,881
			JF	Sewer I&I - CDBG		400,000							400,000
			DR	Sewer System Improvements, 2022, incl. but not lim.									
				-Sewer pump station at Riverfront									
				-Sewer line repairs	4,300,000								4,300,000
			DR	Sewer System Improvements, 2023, incl. but not lim.									
				-Upgrade/possible relocation of RFG pump station									
				-Louisa Street Bridge sewer force main		6,100,000							6,100,000
Sewer				SEWER FUND TOTAL	11,006,000	7,377,881	-	-	-	-	-	-	18,383,881



CITY OF PEEKSKILL

2024 Adopted Budget

November 13, 2023

FEE SCHEDULE

CITY OF PEEKSKILL ADOPTED 2024 CONSOLIDATED FEE SCHEDULE

Adopted Updates for 2024
11/13/2023

Comparisons (from Spring 2023) to nearby communities provided when applicable.

		106%							COMMUNITY COMPARISON-	COMMUNITY COMPARISON-	COMMUNITY COMPARISON-
Assessor's Office		103%									
CODE SECTION	DESCRIPTION	PROPOSED 2024 FEE	2024 PROPOSED VARIANCE	VARIANCE		NEW 2023 FEE	PRIOR FEE	CORTLANDT	VILLAGE/ OSSINING	YORKTOWN	
§275-6 F	Tax Map of the City of Peekskill, per section	5.00	-			\$5.00	\$5.00				
§275-6 F	Single copy of the overall Tax Map; Index Map	5.00	-			\$5.00	\$5.00			\$5.00 small, \$10 large	
§275-6 F	Photocopies of property record cards, per page or side	1.00	-			\$1.00	\$1.00	\$.25 - \$.50	\$.25 - \$.50	\$.25 - \$.50	
§275-6 F	Lot Merger Application	150.00	-	NEW		\$150.00	\$0.00				
§275-6 F	Lot Line Change Application	150.00	-	NEW		\$150.00	\$0.00	\$300.00			
Building Department											
	A Fixed Rate Fee will be charged for the following:										
	• Solar/Geo Thermal			Actual Rate Change	Compliance Fee now included						
	Application Fee - Residential	310.00	10.00	\$25.00	75.00	\$300.00	\$200.00	\$100.00	\$12.00/\$1,000.00 (<\$200,000.00)	\$37.50 < \$2,000, \$62.50 > \$2,000	
	Additional fee per \$1,000 of cost of construction	16.00	1.00	\$3.00	-	\$15.00	\$12.00	\$10.00	\$10.00/\$1,000.00 (<\$200,000.00)	\$37.50 < \$2,000, \$62.50 > \$2,000	
	Application Fee - Commercial	410.00	10.00	\$25.00	75.00	\$400.00	\$300.00	\$200.00	\$12.00/\$1,000.00 (<\$200,000.00)	\$37.50 < \$2,000, \$62.50 > \$2,000	
	Additional fee per \$1,000 of cost of construction	21.00	1.00	\$5.00		\$20.00	\$15.00	\$12.00	\$10.00/\$1,000.00 (<\$200,000.00)	\$37.50 < \$2,000, \$62.50 > \$2,000	
	• In-ground swimming pool										
	Application Fee - Residential	310.00	10.00	\$25.00	75.00	\$300.00	\$200.00	\$100.00	\$12.00/\$1,000.00 (<\$200,000.00)	\$800.00	
	Additional fee per \$1,000 of cost of construction	16.00	1.00	\$3.00		\$15.00	\$12.00	\$10.00	\$10.00/\$1,000.00 (<\$200,000.00)		
	Application Fee - Commercial	410.00	10.00	\$25.00	75.00	\$400.00	\$300.00	\$200.00	\$12.00/\$1,000.00 (<\$200,000.00)	\$800.00	
	Additional fee per \$1,000 of cost of construction	21.00	1.00	\$5.00		\$20.00	\$15.00	\$12.00	\$10.00/\$1,000.00 (<\$200,000.00)		
	• Above-ground pool										

CITY OF PEEKSKILL ADOPTED 2024 CONSOLIDATED FEE SCHEDULE

Adopted Updates for 2024
11/13/2023

Comparisons (from Spring 2023) to nearby communities provided when applicable.

CODE SECTION	DESCRIPTION	PROPOSED 2024 FEE	2024 PROPOSED VARIANCE	VARIANCE		NEW 2023 FEE		PRIOR FEE	CORTLANDT	VILLAGE/ OSSINING	YORKTOWN
	Application Fee - Residential	260.00	10.00	\$25.00	75.00	\$250.00		\$150.00	\$100.00	\$12.00/\$1,000.00 (<\$200,000.00)	\$200.00
	Application Fee - Commercial	360.00	10.00	\$25.00	75.00	\$350.00		\$250.00	\$200.00	\$12.00/\$1,000.00 (<\$200,000.00)	\$200.00
Building Department (continued)						<i>*Requires Certificate of Compliance - fee is included in the Application Fee</i>					
	• Sprinkler System – Residential										
	Application Fee - Residential	385.00	10.00	\$100.00	75.00	\$375.00		\$200.00	Included w/	\$12.00/\$1,000.00 (<\$200,000.00)	
	Additional fee per \$1,000 of cost of construction	16.00	1.00	\$3.00		\$15.00		\$12.00	building permit	\$12.00/\$1,000.00 (<\$200,000.00)	
						<i>Certificate of Compliance - fee</i>					
	• Sprinkler System – Commercial										
	Application Fee - Commercial	485.00	10.00	\$100.00	75.00	\$475.00		\$300.00	Included w/	\$12.00/\$1,000.00 (<\$200,000.00)	
	Additional fee per \$1,000 of cost of construction	21.00	1.00	\$5.00		\$20.00		\$15.00	building permit	\$10.00/\$1,000.00 (<\$200,000.00)	
						<i>*Requires Certificate of Compliance - fee is included in the Application Fee</i>					
	• Residential fence – one or two family	180.00	5.00	\$0.00	75.00	\$175.00		\$100.00			
						<i>*Requires Certificate of Compliance - fee is included in the Application Fee</i>					
	• Commercial fence and all others	280.00	5.00	\$0.00	75.00	\$275.00		\$200.00			
						<i>*Requires Certificate of Compliance - fee is included in the Application Fee</i>					
	• Above or Underground storage tanks (Removal or Install)										
	Residential	310.00	10.00	\$25.00	75.00	\$300.00		\$200.00	\$200.00	\$75.00	\$100.00
	Commercial	410.00	10.00	\$25.00	75.00	\$400.00		\$300.00	\$200.00	\$75.00	\$100.00

CITY OF PEEKSKILL ADOPTED 2024 CONSOLIDATED FEE SCHEDULE

Adopted Updates for 2024
11/13/2023

Comparisons (from Spring 2023) to nearby communities provided when applicable.

CODE SECTION	DESCRIPTION	PROPOSED 2024 FEE	2024 PROPOSED VARIANCE	VARIANCE		NEW 2023 FEE		PRIOR FEE	CORTLANDT	VILLAGE/ OSSINING	YORKTOWN
						*Requires Certificate of Compliance - fee is included in the Application Fee					
	• Driveway – new installation	-	-								
	Residential	310.00	10.00	\$25.00	75.00	\$300.00		\$200.00	\$100.00		
	Commercial	460.00	10.00	\$25.00	75.00	\$450.00		\$350.00	\$200.00		
						*Requires Certificate of Compliance - fee is included in the Application Fee					
Building Department (continued)	• Demolition	-	-								
	Residential - per building	260.00	10.00	\$50.00		\$250.00		\$200.00	\$100.00	\$125.00 < 600 sf \$425.00 > 600 sf	\$100.00
	Commercial - per building	560.00	10.00	\$50.00		\$550.00		\$500.00	\$500.00		\$300.00
	• Chicken Coop – permit and “Special Permit Certificate”	-	-								
	Initial Payment	105.00	5.00	\$0.00		\$100.00		\$100.00			\$75.00
	Renewal	36.00	1.00	\$15.00		\$35.00		\$20.00			\$35.00
	• Temporary Tent (Valid for 180 days) -Exterior Building Permit	235.00	10.00	NEW		\$225.00		\$0.00		\$12.00/\$1,000.00 (<\$200,000.00)	\$250.00
	Zoning Determination Fee: A non-refundable fee for projects with a construction value of \$500,000 or greater. Fee is 0.1% of the estimated value of construction, payable with the submittal of a site plan and zoning analysis to the Building Department. Fee is allocated toward the subsequent payment of a building permit fee.	-	-								
	Building Permit Fees - permit is valid for 1 year	-	-								
	*Residential-	-	-								
	Application Fee	385.00	10.00	\$100.00	75.00	\$375.00		\$200.00		\$12.00/\$1,000.00 (<\$200,000.00)	\$75.00 < \$2,000, \$125.00 > \$2,000
	Additional fee per \$1,000 of cost of construction	16.00	1.00	\$3.00		\$15.00		\$12.00		\$10.00/\$1,000.00 (<\$200,000.00)	\$75.00 < \$2,000, \$125.00 > \$2,000
	*Commercial-	-	-							\$12.00/\$1,000.00 (<\$200,000.00)	
	Application Fee	485.00	10.00	\$100.00	75.00	\$475.00		\$300.00		\$10.00/\$1,000.00 (<\$200,000.00)	\$200 < \$2,000, \$15.00/1,000 up to \$15,000
	Additional fee per \$1,000 of cost of construction	21.00	1.00	\$5.00		\$20.00		\$15.00			\$75.00 < \$2,000, \$125.00 > \$2,000
						Certificate of Compliance - fee					

CITY OF PEEKSKILL ADOPTED 2024 CONSOLIDATED FEE SCHEDULE

Comparisons (from Spring 2023) to nearby communities provided when applicable.

Adopted Updates for 2024
11/13/2023

CODE SECTION	DESCRIPTION	PROPOSED 2024 FEE	2024 PROPOSED VARIANCE	VARIANCE		NEW 2023 FEE	PRIOR FEE	CORTLANDT	VILLAGE/ OSSINING	YORKTOWN
§275-12 D	Fee for building permits issued after construction has been started or completed shall be computed as above and tripled when alteration is not listed in any certificate of occupancy issued after January 1, 2006.	-	-							
	Certificate of Occupancy - Residential	-	-						Based only on cost of work	
§275-6 Y (1) (a)	One-family dwellings	130.00	5.00	\$25.00		\$125.00	\$100.00	\$25.00	\$75.00 < \$50,000 cost	\$125.00
§275-6 Y (1) (b)	Two-family dwellings	230.00	5.00	\$25.00		\$225.00	\$200.00		\$125.00 < \$100,000 cost	\$125.00
§275-6 Y (1) (c)	Multi-family dwellings	380.00	5.00	\$25.00		\$375.00	\$350.00		\$175.00 < \$150,000	\$125.00
	Fee per residential dwelling unit	55.00	5.00	\$0.00		\$50.00	\$50.00		\$225.00 > \$150,000	
Building Department (continued)										
§275-6 Y (1) (d)	Certificate of Occupancy - Commercial	-	-							
	<10,000 sf	205.00	5.00	\$50.00		\$200.00	\$150.00	\$50.00	\$75 - \$225, based on cost of construction	\$125.00
	>10,000 sf	360.00	10.00	\$50.00		\$350.00	\$300.00			\$125.00
	<i>Fee for Expedited Service (in addition to above fee – no red flags present)</i>	105.00	5.00	NEW		\$100.00	\$0.00			
		-	-							
§275-6Y(2) C	Updated Certificate of Occupancy pursuant to §575-50(a)(3) between 60 and 90 days					Half the amount(s) set forth above in §275-6Y(1) (a) through (d)				\$20.00
§275-6 Y (1)	Copies of Certificates of Occupancy	10.00	-	\$0.00		\$10.00	\$10.00	\$50.00		
§275-6 Y (3)	Certificate of Occupancy File Search	105.00	5.00	\$0.00		\$100.00	\$100.00			
§275-6 Y (4)	Certificate of Compliance					<i>included in Application Fee</i>			\$75 - \$225, based on const of construction	
§275-6 Y (5)	Missed Inspection/Reinspection (fee per incident)	130.00	5.00	\$25.00		\$125.00	\$100.00			
		-	-							
	Electrical Permits – Final Inspection Certificate from 3rd Party is Required	-	-						Based only on cost of work	
§261-6 D	Residential	130.00	5.00	\$25.00		\$125.00	\$100.00	\$50.00	\$75.00 < \$1,000	\$125.00
§261-6 D	Commercial	280.00	5.00	\$25.00		\$275.00	\$250.00	\$150.00	\$12.00/\$1,000 < \$100,000	\$250.00
§261-6 D	Industrial	515.00	15.00	\$0.00		\$500.00	\$500.00	\$150.00	\$1.00/1,000 > \$100,000	
		-	-							
§422-7	Plumbing Fees	-	-							
	Plumbing Permit Residential (includes 1st 5 fixtures, rate applies thereafter, per fixture)	235.00	10.00	\$50.00		\$225.00	\$175.00	\$100.00	\$75.00	\$130/1st 3 fixtures
	Fee for each additional fixture	30.00	5.00	\$0.00		\$25.00	\$25.00		\$12.00	\$20.00
	Plumbing Permit Commercial (includes 1st 10 fixtures, rate applies thereafter, per fixture)	385.00	10.00	\$50.00		\$375.00	\$325.00	\$200.00		\$130/1st 3 fixtures
	Fee for each additional fixture	30.00	5.00	\$0.00		\$25.00	\$25.00			\$20.00
		-	-							
	Residential Air Conditioning (requires electrical permit and Certificate of Compliance Fee)	235.00	10.00	\$50.00	75.00	\$225.00	\$100.00		\$12.00/\$1,000.00 (<\$200,000.00)	
		-	-						\$10.00/\$1,000.00 (<\$200,000.00)	
	Commercial Air Conditioning (requires electrical permit and Certificate of Compliance Fee)	335.00	10.00	\$50.00	75.00	\$325.00	\$200.00		\$12.00/\$1,000.00 (<\$200,000.00)	
		-	-						\$10.00/\$1,000.00 (<\$200,000.00)	
	Gas Piping (Including Meters)	130.00	5.00	\$25.00		\$125.00	\$100.00	\$100.00	\$75.00	\$100.00
	Fee for each additional meter	30.00	5.00	\$0.00		\$25.00	\$25.00			
		-	-							

CITY OF PEEKSKILL ADOPTED 2024 CONSOLIDATED FEE SCHEDULE

Comparisons (from Spring 2023) to nearby communities provided when applicable.

Adopted Updates for 2024
11/13/2023

CODE SECTION	DESCRIPTION	PROPOSED 2024 FEE	2024 PROPOSED VARIANCE	VARIANCE	NEW 2023 FEE	PRIOR FEE	CORTLANDT	VILLAGE/ OSSINING	YORKTOWN
	Backflow Preventer	155.00	5.00	\$0.00	\$150.00	\$150.00		\$75.00	
		-	-						
		-	-						
now shown separately:	Generator (requires electrical permit and gas piping test)	210.00	10.00	\$0.00	\$200.00	\$200.00			\$50.00
		-	-						
now shown separately:	Gas Fireplace Insert (requires electrical permit and gas piping test)	-	-						
	New Install	385.00	10.00	\$0.00	\$375.00	\$375.00			
	Replacement (includes gas piping test)	260.00	10.00	\$0.00	\$250.00	\$250.00			
		-	-						
Building Department (continued)		-	-					\$10.00/\$1,000.00 (<\$200,000.00)	
	Sanitary/Storm Sewer	-	-						
	New Installation	610.00	10.00	\$0.00	\$600.00	\$600.00			\$350.00
	Repair/Replacement	260.00	10.00	\$0.00	\$250.00	\$250.00		\$75.00	
		-	-						
	Water Line	-	-						
	New Installation	360.00	10.00	\$0.00	\$350.00	\$350.00		\$115.00	
	Repair/Replacement	210.00	10.00	\$0.00	\$200.00	\$200.00			
		-	-						
Fees not changed, now shown separately, §405-3B	Residential Heating Unit Replacement (Electric/Gas/Oil) per unit	80.00	5.00	\$25.00	\$75.00	\$50.00		\$12.00/\$1,000.00 (<\$200,000.00)	
		-	-					\$10.00/\$1,000.00	
Fees not changed, now shown separately:	Commercial Heating Unit Replacement (Electric/Gas/Oil) per unit	80.00	5.00	\$25.00	\$75.00	\$50.00		\$12.00/\$1,000.00 (<\$200,000.00)	
		-	-						
		-	-						
§275-6 M (1)	<u>Sign Permit</u>	-	-						
	Each Sign-(Application fee includes Certificate of Compliance Fee)	210.00	10.00	\$50.00	\$200.00	\$150.00		\$75.00	\$75.00
		-	-						
	<u>Trailer Permit - Insurance Certificate Required</u>	-	-						
§575-9 B	Fee	260.00	10.00	\$50.00	\$250.00	\$200.00			
§575-9 B	Deposit	510.00	10.00	\$0.00	\$500.00	\$500.00			
	Two separate checks required –	-	-						
	(1) for refundable deposit; and	-	-						
	(2) non-refundable inspection fee.	-	-						
		-	-						
	<u>Street Openings, fee per opening</u>	-	-						
	Insurance coverage required –	-	-						
	\$1,000,000 Public Liability	-	-						
	\$100,000-\$200,000 Property Damage	-	-						
§422-14 A	Residential	285.00	10.00	\$25.00	\$275.00	\$250.00		\$75.00	\$400.00
§422-14 A	Commercial inspection fee	395.00	10.00	\$35.00	\$385.00	\$350.00		\$75.00	\$400.00
§422-14 A	Minimum deposit per lane and/or per trench – 30 day limit	670.00	10.00	\$60.00	\$660.00	\$600.00		\$200/sq ft	\$2,000/1/2 way, \$4,000 whole road
	<u>Residential and Commercial:</u>	-	-						
	Two separate checks required –	-	-						
	(1) for refundable deposit;	-	-						

CITY OF PEEKSKILL ADOPTED 2024 CONSOLIDATED FEE SCHEDULE

Comparisons (from Spring 2023) to nearby communities provided when applicable.

Adopted Updates for 2024
11/13/2023

CODE SECTION	DESCRIPTION	PROPOSED 2024 FEE	2024 PROPOSED VARIANCE	VARIANCE	NEW 2023 FEE	PRIOR FEE	CORTLANDT	VILLAGE/ OSSINING	YORKTOWN
	(2) non-refundable inspection fee.	-	-						
		-	-						
	Sidewalk or Street Obstruction	-	-						
	Insurance coverage –	-	-						
	• \$300,000 Public Liability;	-	-						
	• \$25,000 - \$500,000 Property Damage.	-	-						
	Inspection Fee (Residential)	285.00	10.00	\$25.00	\$275.00	\$250.00		\$75.00	\$350.00 + \$150.00
	Minimum Deposit	115.00	5.00	\$10.00	\$110.00	\$100.00		N/A	\$35.00/sq ft
		-	-						
§505-47 B	Commercial “C” Zones & industrial “M” areas	395.00	10.00	\$35.00	\$385.00	\$350.00		\$75.00	\$350.00 + \$150.00
§505-48 A (2)	Minimum Deposit (for Commercial “C” Zones & industrial “M” areas)	230.00	10.00	\$20.00	\$220.00	\$200.00		N/A	\$35.00/sq ft
	Residential and Commercial:	-	-						
	Two separate checks required –	-	-						
	(1) for refundable deposit;	-	-						
	(2) non-refundable inspection fee.	-	-						
Building Department (continued)		-	-						
	Sidewalk Openings, Curbs & Driveways	-	-						
§505-12A	Insurance Coverage - Homeowner’s Policy	-	-						
	Residential	-	-						
	Inspection Fee - Sidewalk	170.00	5.00	\$15.00	\$165.00	\$150.00		\$75.00	\$250.00
	Inspection Fee - Driveway	170.00	5.00	\$15.00	\$165.00	\$150.00		\$75.00	
	Deposit	170.00	5.00	\$15.00	\$165.00	\$150.00		\$100/sq ft	\$500.00
	Commercial	-	-						
	Inspection Fee - Sidewalk	225.00	5.00	\$20.00	\$220.00	\$200.00		\$75.00	\$250.00
	Inspection Fee - Driveway	225.00	5.00	\$20.00	\$220.00	\$200.00		\$75.00	
	Deposit	225.00	5.00	\$20.00	\$220.00	\$200.00		\$100.00/sq ft	\$500.00
	Two separate checks required-	-	-						
	(1) for refundable deposit;	-	-						
	(2) for non-refundable inspection fee.	-	-						
		-	-						
		-	-						
§278-7B	5/23/2022	-	-						
	PER RESOLUTION #J-4	-	-						
	• Multiple Family (3-10)	155.00	5.00	NEW	\$150.00	\$0.00		\$115/1st, \$500/add'l	
	• Multiple Family (11-50)	205.00	5.00	NEW	\$200.00	\$0.00		\$115/1st, \$500/add'l	
	• Multiple Family (50+)	305.00	5.00	NEW	\$300.00	\$0.00		\$115/1st, \$500/add'l	
	• Assembly (50-100)	105.00	5.00	NEW	\$100.00	\$0.00		\$115/1st, \$500/add'l	
	• Assembly (101-300)	155.00	5.00	NEW	\$150.00	\$0.00		\$115/1st, \$500/add'l	
	• Assembly (301-600)	205.00	5.00	NEW	\$200.00	\$0.00		\$115/1st, \$500/add'l	
	• Assembly (600+)	260.00	10.00	NEW	\$250.00	\$0.00		\$115/1st, \$500/add'l	
		-	-						
	• Commercial (1-5,000sf)	155.00	5.00	NEW	\$150.00	\$0.00		\$115/1st, \$500/add'l	
	• Commercial (5,001-10,000sf)	155.00	5.00	NEW	\$150.00	\$0.00		\$115/1st, \$500/add'l	
	• Commercial (10,001-20,000sf)	205.00	5.00	NEW	\$200.00	\$0.00		\$115/1st, \$500/add'l	
	• Commercial (20,000+)	260.00	10.00	NEW	\$250.00	\$0.00		\$115/1st, \$500/add'l	
		-	-						
	• Industrial	260.00	10.00	NEW	\$250.00	\$0.00		\$115/1st, \$500/add'l	
		-	-						
	• Re-Inspection (After Initial)	105.00	5.00	NEW	\$100.00	\$0.00		\$500.00	
		-	-						
§278-8E	• Operating Permit Fee (Stand Alone)	80.00	5.00	NEW	\$75.00	\$0.00		\$115/1st, \$500/add'l	
		-	-						

CITY OF PEEKSKILL ADOPTED 2024 CONSOLIDATED FEE SCHEDULE

Adopted Updates for 2024

Comparisons (from Spring 2023) to nearby communities provided when applicable.

11/13/2023

CODE SECTION	DESCRIPTION	PROPOSED 2024 FEE	2024 PROPOSED VARIANCE	VARIANCE	NEW 2023 FEE	PRIOR FEE	CORTLANDT	VILLAGE/ OSSINING	YORKTOWN
§278-9I	• Restricted Burn Permit (If Allowed)	30.00	5.00	NEW	\$25.00	\$0.00			
		-	-						
§278-10	• Food Truck Inspection (Valid 1 Year)	30.00	5.00	NEW	\$25.00	\$0.00			
		-	-						
§462-37	Tree Removal Fee(s)	-	-						
	• 1 st Tree Removed	105.00	5.00	NEW	\$100.00	\$0.00	\$50.00, <4 trees	\$100.00, 1st 2 trees	\$0.00
	- each additional tree	30.00	5.00	NEW	\$25.00	\$0.00	\$10.00	\$10.00 (\$150 max.fee)	
Building Department (continued)									
	• Tree Removal (Clear Cutting) - 1st 10 Trees	505.00	5.00	NEW	\$500.00	\$0.00	\$50.00, <4 trees	\$100.00, 1st 2 trees	\$0.00
	- each additional tree	30.00	5.00	NEW	\$25.00	\$0.00	\$10.00	\$10.00 (\$150 max.fee)	
		-	-						
§530-9	• Tree Permit Renewal			NEW	50% of cost of original permit	\$0.00	\$50.00, <4 trees	\$100.00, 1st 2 trees	\$0.00
§530-8	• Tree Removal Inspection Fee	30.00	5.00	NEW	\$25.00	\$0.00	\$10.00	\$10.00 (\$150 max.fee)	\$0.00
§530-9	• Fee in Lieu of Replacement	-	-	NEW					
	-per tree withing approved plan	55.00	5.00	NEW	\$50.00	\$0.00			\$0.00
	-outside of approved plan	355.00	5.00	NEW	\$350.00	\$0.00			\$0.00
	-all other sites	355.00	5.00	NEW	\$350.00	\$0.00			\$0.00
		-	-						
	OTHER FEES	-	-						
§275-12A	• Working without a Permit	-	-	NEW	Triple the original fee cost	\$0.00			
§275-13	• Permit Renewal	-	-	NEW	50% of cost of original permit	\$0.00			
§275-6	• Missed or Re-Inspection - per inspection	-	-	NEW	\$125.00	\$0.00			
§275-6	• CO Title Search	-	-						
	Residential	-	-	NEW	\$100.00	\$0.00		\$115.00	
	Commercial	-	-	NEW	\$100.00	\$0.00		\$140.00	
§275-6	• Copies, prices per page	-	-						
	8 1/2 x 11	0.25	-	\$0.00	\$0.25	\$0.25			\$0.25
	11 x 14	0.50	-	\$0.00	\$0.50	\$0.50			\$0.50
	Anything larger	1.00	-	\$0.00	\$1.00	\$1.00			\$1.00
		-	-						
City Clerk's Office		-	-						
	Auctioneer	-	-						
§174-2	• Rate per day	30.00	5.00	\$0.00	\$25.00	\$25.00			
	Rate per year in the same location	105.00	5.00	\$0.00	\$100.00	\$100.00			
		-	-						
§191-1	Blasting Permit - for 3 month period	105.00	5.00	\$0.00	\$100.00	\$100.00	\$500.00	\$1,000.00	\$300.00
§250-21 B(1)&(2)	Dog License	-	-						
	Spayed/Neutered	15.00	5.00	\$0.00	\$10.00	\$10.00		\$15.00	\$12.50
	Unspayed/Un-neutered	25.00	5.00	\$0.00	\$20.00	\$20.00		\$23.00	\$19.50
§250-10D	Dangerous Dog Registration	105.00	5.00	\$0.00	\$100.00	\$100.00			
State Statute	Marriage License	45.00	5.00	\$0.00	\$40.00	\$40.00	\$40.00	\$40.00	\$40.00
§553-7 A	Outdoor Food Vendor (annual)	255.00	5.00	\$50.00	\$250.00	\$200.00		\$150.00	\$500.00
§553-7 A	Outdoor Food Vendor (seasonal – 6 mos.)	205.00	5.00	\$50.00	\$200.00	\$150.00			\$120.00
§553-7 C	Daily Outdoor Vendor/Solicitor	55.00	5.00	\$0.00	\$50.00	\$50.00			
§553-7 C	Daily Outdoor Itinerant Vendor/Solicitor	155.00	5.00	\$50.00	\$150.00	\$100.00		\$150.00	\$50.00
§553-7 B	Itinerant Vendor or Solicitor - per year	155.00	5.00	\$50.00	\$150.00	\$100.00		\$150.00	\$100.00
		-	-						
	Certification & Transcripts	-	-						
State Statute	Birth Certificate - per copy	15.00	5.00	\$0.00	\$10.00	\$10.00	\$10.00	\$10.00	\$10.00
State Statute	Death Certificate - per copy	15.00	5.00	\$0.00	\$10.00	\$10.00	\$10.00	\$10.00	\$10.00
State Statute	Marriage Certificate - per copy	15.00	5.00	\$0.00	\$10.00	\$10.00	\$10.00	\$10.00	\$10.00

CITY OF PEEKSKILL ADOPTED 2024 CONSOLIDATED FEE SCHEDULE

Comparisons (from Spring 2023) to nearby communities provided when applicable.

Adopted Updates for 2024
11/13/2023

CODE SECTION	DESCRIPTION	PROPOSED 2024 FEE	2024 PROPOSED VARIANCE	VARIANCE		NEW 2023 FEE		PRIOR FEE	CORTLANDT	VILLAGE/ OSSINING	YORKTOWN
§115-13	Certified Copies - each	15.00	5.00	\$0.00		\$10.00		\$10.00			
State Statute	Genealogy Copies	-	-								
	1-3 years	25.00	3.00	\$0.00		\$22.00		\$22.00			
	4-10 years	45.00	3.00	\$0.00		\$42.00		\$42.00			
	11-20 years	65.00	3.00	\$0.00		\$62.00		\$62.00			
		-	-								
<u>City Clerk's Office (continued)</u>											
	Parking Permit Fees										
	* All monthly and quarterly parking permits will increase as of January 1, 2024, except the Senior Rates										
	Downtown Lots:										
	James Street Monthly Day	35.00	2.50	\$1.00	3%	\$32.50	*	\$31.50			
	James Street Block Monthly Day	26.50	1.75	\$0.75	3%	\$24.75	*	\$24.00			
	James Street 24 Hour Monthly	39.00	2.00	\$1.00	3%	\$37.00	*	\$36.00			
	James Street 24 Hour Quarterly	118.00	7.00	\$3.00	3%	\$111.00	*	\$108.00			
	Brown Street Monthly	35.00	2.50	\$1.00	3%	\$32.50	*	\$31.50			
	Brown Street Quarterly	103.00	6.00	\$2.50	3%	\$97.00	*	\$94.50			
	Lot B - Municipal Lot Annual	415.00	25.00	\$12.00	3%	\$390.00	**	\$378.00		\$275.00/annual parking fee for all lots	
	Barham House Lot Annual	415.00	25.00	\$12.00	3%	\$390.00	**	\$378.00		\$275.00/annual parking fee for all lots	
	Connolly's Lot Annual	345.00	20.00	\$10.00	3%	\$325.00	**	\$315.00		\$275.00/annual parking fee for all lots	
	Nelson Avenue B Lot Monthly	40.00	3.00	\$1.00	3%	\$37.00	*	\$36.00			
	Nelson Avenue B Lot Quarterly	118.00	7.00	\$3.00	3%	\$111.00	*	\$108.00			
	Nelson Avenue C Lot Annual	414.00	24.00	\$12.00	3%	\$390.00	**	\$378.00		\$275.00/annual parking	
NO INCREASE	Nelson Avenue C-Seniors (65 and over)	198.00	-	\$0.00	0%	\$198.00		\$198.00		fee for all lots	
	Park Street Annual	415.00	25.00	\$12.00	3%	\$390.00	**	\$378.00		\$275.00/annual parking fee for all lots	
	Main Street Lot Annual	415.00	25.00	\$12.00	3%	\$390.00	**	\$378.00		\$275.00/annual parking fee for all lots	
	Commuter Lots:										
	Water Street Monthly Resident	42.00	3.00	\$1.00	3%	\$39.00	*	\$38.00			
	Water Street Monthly Non-Resident	102.00	6.00	\$3.00	3%	\$96.00	*	\$93.00			
	Water Street Annual Resident	415.00	25.00	\$12.00	3%	\$390.00	**	\$378.00		\$275.00/annual parking fee for all lots	
	Water Street Annual Non-Resident	1,165.00	65.00	\$33.00	3%	\$1,100.00	**	\$1,067.00			
	South Street Monthly Resident	42.00	3.00	\$1.00	3%	\$39.00	*	\$38.00			
	South Street Monthly Non-Resident	102.00	6.00	\$3.00	3%	\$96.00	*	\$93.00			
	Riverfront II Annual Resident	460.00	27.00	\$13.00	3%	\$433.00	**	\$420.00		\$275.00/annual parking	
	Riverfront II Annual Non-Resident	680.00	38.00	\$19.00	3%	\$642.00	**	\$623.00		fee for all lots	
	Riverfront I Annual Resident	460.00	27.00	\$13.00	3%	\$433.00	**	\$420.00		\$275.00/annual parking	
	Riverfront I Annual Non-Resident	1,166.00	66.00	\$33.00	3%	\$1,100.00	**	\$1,067.00		fee for all lots	
	Riverfront Overnight Parking Monthly	28.00	2.25	\$0.75	3%	\$25.75	*	\$25.00			
<u>City Clerk's Office (continued)</u>											
	Railroad Avenue Annual Resident	415.00	25.00	\$12.00	3%	\$390.00	**	\$378.00		\$275.00/annual parking	

CITY OF PEEKSKILL ADOPTED 2024 CONSOLIDATED FEE SCHEDULE

Adopted Updates for 2024
11/13/2023

Comparisons (from Spring 2023) to nearby communities provided when applicable.

CODE SECTION	DESCRIPTION	PROPOSED 2024 FEE	2024 PROPOSED VARIANCE	VARIANCE		NEW 2023 FEE		PRIOR FEE	CORTLANDT	VILLAGE/ OSSINING	YORKTOWN
	Railroad Avenue Annual Non-Resident	1,165.00	66.00	\$32.00	3%	\$1,099.00	**	\$1,067.00		fee for all lots	
	Sorrento's Lot Annual Resident	415.00	25.00	\$12.00	3%	\$390.00	**	\$378.00		\$275.00/annual parking	
	Sorrento's Lot Annual Non-Resident	1,165.00	66.00	\$32.00	3%	\$1,099.00	**	\$1,067.00		fee for all lots	
	St. Joseph's Lot Annual Resident	415.00	25.00	\$12.00	3%	\$390.00	**	\$378.00		\$275.00/annual parking	
	St. Joseph's Lot Annual Non-Resident	1,165.00	66.00	\$32.00	3%	\$1,099.00	**	\$1,067.00		fee for all lots	
	Metro North Parking Annual Resident	415.00	25.00	\$12.00	3%	\$390.00	**	\$378.00		\$450.00	
	Metro North Parking Annual Non-Resident	660.00	36.00	\$19.00	3%	\$624.00	**	\$605.00		\$575.00	
Central Firehouse Rental - NO CHANGES								Items in this box do not reflect changes- none made for Central Firehouse rates.			
Non-Catered Events- 3 hr. max.				FD Vol	Resident	Non Resident		Not-for-Profit			
PROPOSED NEW Flat Fee		Fees listed to the right in this row	+\$25/for each type	\$50.00	100.00	\$150.00		\$125.00			
Flat Fee		-		\$25.00	75.00	\$125.00		\$100.00			\$117 (Nutrition/Gym)-NonProfit
PROPOSED NEW Security Deposit		Fees listed to the right in this row	+\$25/for each type	\$125.00	\$125.00	\$125.00		\$125.00			
Security Deposit		-		\$100.00	100.00	\$100.00		\$100.00			\$201 (Nutrition/Gym)-Profit
		-									
Breakfast/Lunch - 3 hr. max.		-									
PROPOSED NEW Flat Fee			+\$25/for each type	\$125.00	250.00	\$400.00		\$325.00			
Flat Fee		-		\$100.00	225.00	\$375.00		\$300.00			\$117 (Nutrition/Gym)-NonProfit
PROPOSED NEW Security Deposit			+\$25/for each type	\$225.00	225.00	\$225.00		\$225.00			
Security Deposit				\$200.00	200.00	\$200.00		\$200.00			\$201 (Nutrition/Gym)-Profit
Cleaning Fee	NEW in 2023	75.00	No increase	\$75.00	75.00	\$75.00		\$75.00			
		-									
Dinner/Evening - 5 hr. max.		-									
PROPOSED NEW Flat Fee			+\$25/for each type	\$225.00	525.00	\$775.00		\$625.00			
Flat Fee				\$200.00	500.00	\$750.00		\$600.00			\$195 (Nutrition/Gym)-NonProfit
PROPOSED NEW Security Deposit			+\$25/for each type	\$525.00	525.00	\$525.00		\$525.00			
Security Deposit		-		\$500.00	500.00	\$500.00		\$500.00			\$335 (Nutrition/Gym)-Profit
Cleaning Fee	NEW in 2023	100.00	No increase	\$100.00	\$100.00	\$100.00		\$100.00			
		-									
PROPOSED NEW Flat Fee			+\$25/for each type	\$100.00	175.00	\$225.00		\$200.00			
Use of Kitchen (Additional)		-		\$75.00	150.00	\$200.00		\$175.00			
City Clerk's Office (continued)		-									
		-									

CITY OF PEEKSKILL ADOPTED 2024 CONSOLIDATED FEE SCHEDULE

Comparisons (from Spring 2023) to nearby communities provided when applicable.

Adopted Updates for 2024
11/13/2023

CODE SECTION	DESCRIPTION	PROPOSED 2024 FEE	2024 PROPOSED VARIANCE	VARIANCE	NEW 2023 FEE	PRIOR FEE	CORTLANDT	VILLAGE/ OSSINING	YORKTOWN
§275-6 A	<u>Police Fees</u>	-	-						
	Accident Report, per copy	10.00	0.50	\$2.00	\$9.50	\$7.50			
§275-6 B	Escort Tickets, per book of 10	145.00	3.00	\$2.00	\$142.00	\$140.00			
	Fingerprints, per set	25.00	3.00	\$2.00	\$22.00	\$20.00		\$35.00	
§275-6 C	Fire Report, per copy	10.00	3.00	\$2.00	\$7.00	\$5.00			
§275-6 J	Good Conduct Certificate, each	28.00	1.00	\$2.00	\$27.00	\$25.00			
	Police Photographs, each	15.00	1.00	\$2.00	\$14.00	\$12.00		\$12.00	
	Theft Report, per copy	10.00	3.00	\$2.00	\$7.00	\$5.00			
		-	-						
State Statute	<u>Hunting and Fishing Licenses</u>	-	-						
	NO LONGER AVAILABLE AT CITY HALL	-	-						
		-	-						
	<u>Maps & Ordinances</u>	-	-						
§275-6 F	City Street Map, each	13.00	1.00	\$2.00	\$12.00	\$10.00			
§275-6 F	Topographical Map, small	3.25	1.00	\$2.00	\$2.25	\$0.25			
	Topographical Map, large	5.50	1.00	\$2.00	\$4.50	\$2.50			
§275-6 F	Copy of Zoning Map, each	13.00	1.00	\$2.00	\$12.00	\$10.00			
	Election District Map, each	13.00	1.00	\$2.00	\$12.00	\$10.00			
§275-6 F	Aerial Map, small	13.00	1.00	\$2.00	\$12.00	\$10.00			
	Aerial Map, large	8.00	1.00	\$2.00	\$7.00	\$5.00			
§275-6 F				\$2.00	\$27.00 each (+\$5.00 postage)	\$25.00 each (+\$5.00 postage)			
§275-6 F	Copy of Sign Ordinance	6.50	1.00	\$2.00	\$5.50	\$3.50			
State Statute	Ordinances, per page	0.25	-	\$0.00	\$0.25	\$0.25			
§275-6 F	City Code Book	350.00	50.00	\$0.00	\$300.00 (yearly supplements \$35.00)	\$300.00 (yearly supplements \$35.00)			
		-	-						
	<u>Miscellaneous</u>	-	-						
V&T Regulations	Entry Card Fee, new	25.00	5.00	\$5.00	\$20.00	\$15.00			
	Entry Card Fee, replacement	35.00	5.00	\$15.00	\$30.00	\$15.00			
State Statute	Notary Fee, per signature	2.00	-	\$15.00	\$2.00	\$2.00			
§115-6	Copies, per page	0.25	-	\$15.00	\$0.25	\$0.25			
		-	-						
	<u>DPW Disposal Fees</u>	-	-						
§275-12	Automobile Tires	12.00	2.00	\$2.00	\$10.00	\$8.00	W-Rim \$10/w-o \$5	Do not accept	No rim \$5.00
	Propane Tanks	12.00	2.00	\$2.00	\$10.00	\$8.00	No charge	Do not accept	No charge
	Refrigerator, Air Conditioner, Freezers	40.00	3.00	\$2.00	\$37.00	\$35.00	\$20.00	\$10.00/\$20.00	\$20.00
	Special Trash Pick-Up	65.00	5.00	\$10.00	\$60.00	\$50.00	\$30.00	Do not offer pick-up	\$60.00
	TV's - up to 52"	40.00	5.00	\$10.00	\$35.00	\$25.00	\$10.00	Do not accept	Do not accept
	TV's - over 52"	75.00	5.00	\$70.00	\$70.00	\$0.00	\$10.00	Do not accept	Do not accept
	Chipper Service	30.00	5.00	New	\$25.00	\$0.00			
	Signs	20.00	5.00	\$13.00	\$15.00	\$2.00			
		-	-						
Department of Public Works		-	-						
§275-12	Banner Permit	115.00	5.00	\$10.00	\$110.00	\$100.00		\$25.00	
§275-12	Mattress Bags - queen size bags only	10.00	3.00	\$2.00	\$7.00	\$5.00			
	City of Peekskill Garbage Bags	10.00	3.00	\$2.00	\$7.00	\$5.00			
§275-12	Saturday Drop-Off Cards	35.00	5.00	\$5.00	\$30.00	\$25.00			
					(Can be bought in increments of \$5.00)				
Finance Department		-	-						
	<u>Water Rates</u>	-	-		\$0.03				
		-	-						

CITY OF PEEKSKILL ADOPTED 2024 CONSOLIDATED FEE SCHEDULE

Comparisons (from Spring 2023) to nearby communities provided when applicable.

Adopted Updates for 2024
11/13/2023

CODE SECTION	DESCRIPTION	PROPOSED 2024 FEE	2024 PROPOSED VARIANCE	VARIANCE	NEW 2023 FEE	PRIOR FEE	CORTLANDT	VILLAGE/ OSSINING	YORKTOWN
§560-9 A(1)(a)	<u>Industrial Use based on cubic ft. (Quarterly)</u>	-	-						
	Number of Cubic Feet				Rate (dollars per 100 cubic feet)				
	• First 27,000	6.0043	0.17	\$0.17	\$5.8392	\$5.67		\$25.00/1st 100 cu ft, \$10.5408 < 33,000 ccf/qu	No rates per ccf
	• Next 107,200	5.2833	0.15	\$0.15	\$5.1294	\$4.98		\$15.8113>33,000 ccf/qu	No rates per ccf
	• Next 1,865,800	4.5046	0.13	\$0.13	\$4.3734	\$4.25		\$15.8113>33,000 ccf/qu	No rates per ccf
	• Above 2,000,000	3.7972	0.11	\$0.11	\$3.6866	\$3.58		\$15.8113>33,000 ccf/qu	No rates per ccf
	<i>Minimum charge per quarter – 1,500 cubic feet</i>	<i>90.3038</i>	2.63	\$2.55	\$87.6736	\$85.12		\$25.00/1st 100 ccf	No rates per ccf
		-	-						
§560-9 A(1)(b)	<u>Industrial Use based on gallons (Quarterly)</u>	-	-						
	Number of gallons				Rate (dollars per 100 gallons)	Rate (dollars per 100 gallons)			
	• First 202,500	0.8012	0.0233	0.0227	\$0.7779	\$0.76		No rates per gallon	\$7.65/1,000 gal<500,000 gal
	• Next 804,000	0.7046	0.0205	0.0199	\$0.6841	\$0.66		No rates per gallon	\$8.15/1,000 gal<750,000 gal
	• Next 14,625,000	0.5999	0.0175	0.0170	\$0.5825	\$0.57		No rates per gallon	\$8.65/1,000 gal<1,000,000 gal
	• Above 15,000,000	0.5067	0.0148	0.0143	\$0.4919	\$0.48		No rates per gallon	\$9.15/1,000 gal<1.25M gal
	<i>Minimum charge per quarter – 11,250 gallons</i>	<i>90.3038</i>	2.6302	2.5536	\$87.6736	\$85.12		No rates per gallon	\$11.15/1,000 gal<1.5M gal
		-	-						
§560-9 A(2)(a)	<u>Non-Industrial Use based on cubic ft. (Quarterly)</u>	-	-						
	Dollars Per 100 Cubic Feet	6.0143	0.1752	0.1701	\$5.8392	\$5.67			
	<i>Minimum charge per quarter – 600 cubic feet</i>	<i>36.0494</i>	1.0500	1.0194	\$34.9994	\$33.98			
		-	-						
§560-9 A(2)(b)[1]&[2]	<u>Non-Industrial Use based on gallons (Quarterly)</u>	-	-						
	Dollars Per 100 gallons	0.8224	0.0240	0.0233	\$0.7985	\$0.78			
	<i>Minimum charge per quarter – 4,500 gallons</i>	<i>36.0494</i>	1.0500	1.0194	\$34.9994	\$33.98			
		-	-						
§462-58	<u>Sewer Rent Rates</u>	0.0206	0.0006		\$0.0200				
	<u>Industrial Use based on cubic ft. (Quarterly)</u>	-	-						
	Number of Cubic Feet				Rate (dollars per 100 cubic feet)			All per 100 ccf	
	• First 27,000	1.3775	0.0401	0.0262	\$1.3374	\$1.31		\$2.724	No rates per ccf
	• Next 107,200	1.2101	0.0352	0.0230	\$1.1748	\$1.15		\$2.724	No rates per ccf
	• Next 1,865,800	1.0319	0.0301	0.0196	\$1.0018	\$0.98		\$2.724	No rates per ccf
	• Above 2,000,000	0.8696	0.0253	0.0166	\$0.8443	\$0.83		\$2.724	No rates per ccf
	<i>Minimum charge per quarter – 1,500 cubic feet</i>	<i>20.6233</i>	0.6007	0.3926	\$20.0226	\$19.63		0.00\	No rates per ccf
		-	-						
	<u>Industrial Use based on gallons (Quarterly)</u>	-	-						
	Number of gallons				Rate (dollars per 100 gallons)				
	• First 202,500	0.1822	0.0053	0.0035	\$0.1769	\$0.17		No rates per gallon	% of water rates
	• Next 804,000	0.1614	0.0047	0.0031	\$0.1567	\$0.15		No rates per gallon	% of water rates
	• Next 13,993,500	0.1372	0.0040	0.0026	\$0.1332	\$0.13		No rates per gallon	% of water rates
	• Above 15,000,000	0.1157	0.0034	0.0022	\$0.1123	\$0.11		No rates per gallon	% of water rates
	<i>Minimum charge per quarter – 11,250 gallons</i>	<i>20.6233</i>	0.6007	0.3926	\$20.0226	\$19.63		No rates per gallon	% of water rates
		-	-						
	<u>Non-Industrial Use based on cubic ft. (Quarterly)</u>	-	-						
	Dollars Per 100 Cubic Feet	1.3775	0.0401	0.0262	\$1.3374	\$1.31			

CITY OF PEEKSKILL ADOPTED 2024 CONSOLIDATED FEE SCHEDULE

Adopted Updates for 2024

Comparisons (from Spring 2023) to nearby communities provided when applicable.

11/13/2023

CODE SECTION	DESCRIPTION	PROPOSED 2024 FEE	2024 PROPOSED VARIANCE	VARIANCE	NEW 2023 FEE	PRIOR FEE	CORTLANDT	VILLAGE/ OSSINING	YORKTOWN
	<i>Minimum charge per quarter – 600 cubic feet</i>	8.2682	0.2408	0.1574	\$8.0274	\$7.87			
Finance Department	(continued)	-	-						
	<u>Non- Industrial Use based on gallons (Quarterly)</u>	-	-						
	Dollars Per 100 gallons	0.1822	0.0053	0.0035	\$0.1769	\$0.17			
	<i>Minimum charge per quarter – 4,500 gallons</i>	8.2682	0.2408	0.1574	\$8.0274	\$7.87			
	-	-	-						
	Final Reading-was previously discontinued, re-instating	70.0000	5.0000	NEW	\$65.00	\$0.00		\$100.00	\$45.00
	-	-	-						
	2" Fire Line	58.0000	5.0000	5.0000	\$53.00	\$48.00		\$30.00/diameter inch/year	N/A
	3" Fire Line	79.0000	5.0000	7.0000	\$74.00	\$67.00		\$30.00/diameter inch/year	N/A
	4" Fire Line	101.0000	5.0000	9.0000	\$96.00	\$87.00		\$30.00/diameter inch/year	N/A
	6" Fire Line	136.0000	5.0000	12.0000	\$131.00	\$119.00		\$30.00/diameter inch/year	N/A
	10" Fire Line	206.0000	5.0000	18.0000	\$201.00	\$183.00		\$30.00/diameter inch/year	N/A
	-	-	-						
	2-6 Inch Fire Line	221.0000	5.0000	-	\$216.00	\$216.00		\$30.00/diameter inch/year	N/A
	3-6 Inch Fire Line	324.0000	5.0000	-	\$319.00	\$319.00		\$30.00/diameter inch/year	N/A
	Frozen Meter	243.0000	5.0000	22.0000	\$238.00	\$216.00			
	-	-	-						
	<u>Trash Fees – Pre-billed Quarterly, prices per pickup</u>	-	-						
	-	-	-						
	Commercial property	35.00	4.25	\$8.00	\$30.75	\$22.75	\$344/yr/parcel-based on equal value for all town prop.		Based on Tax Levy/Total # parcels in garbage district.
	Residential property	30.00	3.75	\$8.00	\$26.25	\$18.25	\$344/yr/parcel-based on equal value for all town prop.		Based on Tax Levy/Total # parcels in garbage district.
	Not-for-Profit	30.00	3.75	\$8.00	\$26.25	\$18.25	\$344/yr/parcel-based on equal value for all town prop.		Based on Tax Levy/Total # parcels in garbage district.
	-	-	-						
	<u>Finance Counter Fees</u>	-	-						
	-	-	-						
	Duplicate Bill - per property	9.00	2.00	\$2.00	\$7.00	\$5.00			
	Property Tax Reports	5.00	2.00	\$2.00	\$3.00	\$1.00			
	Returned Check Fee	32.00	2.00	\$5.00	\$30.00	\$25.00			
	-	-	-						
Human Resources	-	-	-						
	-	-	-						
By Resolution	Archived personnel records - for every 5 year search period	27.00	2.00	\$0.00	\$25.00	\$25.00			
	-	-	-						
Nutrition	-	-	-						
	<u>Neighborhood Center Rental</u>	-	-						
	Weekly Series (i.e., every Monday, etc.)	42.00	2.00	\$0.00	Plus applicable DPW overtime \$40.00	\$40.00		N/A	
	Monthly Series (i.e., first Monday, etc.)	12.00	2.00	\$0.00	Plus applicable DPW Overtime \$10.00	\$10.00		N/A	

CITY OF PEEKSKILL ADOPTED 2024 CONSOLIDATED FEE SCHEDULE

Comparisons (from Spring 2023) to nearby communities provided when applicable.

Adopted Updates for 2024
11/13/2023

CODE SECTION	DESCRIPTION	PROPOSED 2024 FEE	2024 PROPOSED VARIANCE	VARIANCE		NEW 2023 FEE	PRIOR FEE	CORTLANDT	VILLAGE/ OSSINING	YORKTOWN
		-	-							
Nutrition (continued)						Resident Non-Resident	Resident Non-Resident			
	Non Catered Event - 3 hr. Maximum	\$35.00 \$60.00	\$5.00 \$5.00	\$5.00	Plus applicable DPW Overtime	\$30.00 \$55.00	\$25.00 \$50.00		N/A	\$117/\$201 (Nutrition/Gym)- NonProfit/Profit
	Security Deposit	\$125.00 \$125.00	\$25.00 \$25.00	\$0.00		\$100.00 \$100.00	\$100.00 \$100.00		N/A	
						Resident Non-Resident	Resident Non-Resident			
	Catered Events (4+ hours)	\$120.00 \$170.00	\$5.00 \$5.00	\$15.00	Plus applicable DPW Overtime	\$115.00 \$165.00	\$100.00 \$150.00		N/A	\$117/\$201 (Nutrition/Gym)- NonProfit/Profit
	Security Deposit	\$125.00 \$125.00	\$25.00 \$25.00	\$0.00		\$100.00 \$100.00	\$100.00 \$100.00		N/A	
		-	-							
Parks & Recreation		-	-							
	<u>Marina – Launch Permits (Residents)</u>	-	-							
§275-6 H	Boat Launch Season Permit	195.00	5.00	\$10.00		\$190.00	\$180.00	\$100.00		\$30.00
§275-6 H	Boat Launch Daily Permit	35.00	3.00	\$2.00		\$32.00	\$30.00			
§275-6 P	Boat Moorings – 14’ & under	265.00	5.00	\$10.00		\$260.00	\$250.00			
§275-6 P	Boat Moorings – 21’ & under	360.00	10.00	\$5.00		\$350.00	\$345.00			
§275-6 P	Boat Moorings – 26’ & under	470.00	10.00	\$20.00		\$460.00	\$440.00			
§275-6 P	Docking Fee – Daily, plus \$110 security deposit	110.00	5.00	\$5.00		\$105.00	\$100.00			
		-	-							
	<u>Marina – Launch Permits (Non-Residents)</u>	-	-							
§275-6 H	Boat Launch Season Permit	195.00	5.00	\$10.00		\$190.00	\$180.00	\$100.00		\$30.00
§275-6 H	Boat Launch Daily Permit	35.00	3.00	\$2.00		\$32.00	\$30.00			
§275-6 P	Boat Moorings – 14’ & under	465.00	5.00	\$20.00		\$460.00	\$440.00			
§275-6 P	Boat Moorings – 21’ & under	555.00	10.00	\$15.00		\$545.00	\$530.00			
§275-6 P	Boat Moorings – 26’ & under	660.00	10.00	\$25.00		\$650.00	\$625.00			
§275-6 P	Docking Fee – Daily , plus \$215 security deposit	215.00	5.00	\$10.00		\$210.00	\$200.00			
		-	-							
§275-6G	<u>Park Rentals - Security Deposit is \$110.00 for rental</u>	-	-							
	Community Parks Rental (Resident)	-	-							
	19 people and under	125.00	5.00	\$20.00		\$120.00	\$100.00		\$225.00	
	20 to 40 people	175.00	5.00	\$20.00		\$170.00	\$150.00		\$225.00	
		-	-							
	Community Parks Rental (Non-Resident)	-	-							
	19 people and under	225.00	5.00	\$20.00		\$220.00	\$200.00			
	20 to 40 people	330.00	10.00	\$20.00		\$320.00	\$300.00			
		-	-							
	Alcohol Permit	140.00	5.00	\$10.00		\$135.00	\$125.00		\$250.00/occasion	
		-	-							
					Park Donation Fees					
	New Bench with Plaque	2,050.00	50.00	\$0.00		\$2,000.00	\$2,000.00	These towns just established these fee categories last year.		
	Existing Bench Plaque	515.00	15.00	\$0.00		\$500.00	\$500.00	These towns just established these fee categories last year.		
	New Tree with Plaque	1,030.00	30.00	\$0.00		\$1,000.00	\$1,000.00	These towns just established these fee categories last year.		
	Existing Tree Plaque	515.00	15.00	\$0.00		\$500.00	\$500.00	These towns just established these fee categories last year.		
		-	-							
§275-6G	<u>Depew Park Facilities (Residents)</u>	-	-							

CITY OF PEEKSKILL ADOPTED 2024 CONSOLIDATED FEE SCHEDULE

Adopted Updates for 2024
11/13/2023

Comparisons (from Spring 2023) to nearby communities provided when applicable.

CODE SECTION	DESCRIPTION	PROPOSED 2024 FEE	2024 PROPOSED VARIANCE	VARIANCE	NEW 2023 FEE	PRIOR FEE	CORTLANDT	VILLAGE/ OSSINING	YORKTOWN
	– Security Deposit is \$210/event	210.00	10.00	\$100.00	\$200.00	\$100.00			
	Football (Youth), per game	85.00	5.00	\$5.00	\$80.00	\$75.00			\$150.00
	Football (Adult), per game	140.00	5.00	\$10.00	\$135.00	\$125.00			\$150.00
Parks & Recreation (continued)		-	-						
	Baseball/Softball (Youth) - \$0, fields to be removed per DASNY								
	Baseball/Softball (Adult) - \$0, fields to be removed per DASNY								
	Tennis - day	40.00	5.00	\$5.00	\$35.00	\$30.00			
	- night	70.00	5.00	\$5.00	\$65.00	\$60.00			
	Basketball Courts, per game	50.00	5.00	\$5.00	\$45.00	\$40.00			
	Track, per day	85.00	5.00	\$40.00	\$80.00	\$40.00			
	Veterans Memorial Pool, per day (does not include lifeguards and staff - additional fees required)	205.00	5.00	\$75.00	\$200.00	\$125.00			
		-	-						
§275-6G	Depew Park Facilities (Non-Residents)	-	-						
	– Security Deposit is \$210/event	210.00	10.00	\$100.00	\$200.00	\$100.00			
	Football (Youth) **, per game	160.00	5.00	\$5.00	\$155.00	\$150.00			
	Football (Adult)***, per game	260.00	5.00	\$5.00	\$255.00	\$250.00			
	Baseball/Softball (Youth) - \$0, fields to be removed per DASNY								
	Baseball/Softball (Adult) - \$0, fields to be removed per DASNY								
	Tennis - day	70.00	5.00	\$5.00	\$65.00	\$60.00			
	- night	130.00	5.00	\$5.00	\$125.00	\$120.00			
	Basketball Courts, per game	90.00	5.00	\$5.00	\$85.00	\$80.00		\$50.00 - 2 hr. limit	
	Track, per day	125.00	5.00	\$40.00	\$120.00	\$80.00			
	Veterans Memorial Pool, per hour (does not include lifeguards and staff - additional fees required)	330.00	5.00	\$75.00	\$325.00	\$250.00		\$125.00-up to 25 ppl	
		-	-						
		-	-						
	Riverfront Green Rentals	-	-						
	– Security Deposit is \$210/event	210.00	10.00	\$100.00	\$200.00	\$100.00			
§449-11 D (2)	Riverfront Green (Family Events - Residents)	-	-						
	up to 49 people	175.00	5.00	\$20.00	\$170.00	\$150.00	\$150.00		
	50-100 people	325.00	5.00	\$20.00	\$320.00	\$300.00			
	over 100 people	560.00	10.00	\$50.00	\$550.00	\$500.00	\$200.00		
§449-11 D (2)	Riverfront Green (Family Events – Non-Residents)	-	-						
	up to 49 people	325.00	5.00	\$20.00	\$320.00	\$300.00			
	50-100 people	625.00	5.00	\$20.00	\$620.00	\$600.00			
	over 100 people	1,060.00	10.00	\$50.00	\$1,050.00	\$1,000.00			
		-	-						
	Riverfront - Special Events (Commercial)	-	-						
	-Security Deposit is \$1,030.00 per event, plus overtime	1,030.00	30.00	\$0.00	\$1,000.00	\$1,000.00		\$700.00	

CITY OF PEEKSKILL ADOPTED 2024 CONSOLIDATED FEE SCHEDULE

Adopted Updates for 2024
11/13/2023

Comparisons (from Spring 2023) to nearby communities provided when applicable.

CODE SECTION	DESCRIPTION	PROPOSED 2024 FEE	2024 PROPOSED VARIANCE	VARIANCE	NEW 2023 FEE	PRIOR FEE	CORTLANDT	VILLAGE/ OSSINING	YORKTOWN
	fees for Police and DPW coverage.	-	-						
		-	-						
§449-11 D (1)	Not-for-Profit	-	-						
	Residents, per day	1,130.00	30.00	\$100.00	\$1,100.00	\$1,000.00		\$700.00	
		-	-						
	Non-Residents, per day	2,160.00	60.00	\$100.00	\$2,100.00	\$2,000.00			
		-	-						
	<u>Parks & Recreation (continued)</u>	-	-						
§449-11 D (1)	For-Profit Organizations	-	-						
	Residents, per day	2,160.00	60.00	\$100.00	\$2,100.00	\$2,000.00			
		-	-						
	Non-Residents, per day	4,220.00	120.00	\$100.00	\$4,100.00	\$4,000.00			
		-	-						
		-	-						
	Showmobile Rentals will be charged:	-	-						
	-\$210.00 deposit	-	-						
	-overtime fees for DPW coverage.	-	-						
§275-6G	Showmobile Rental (Not-for-Profit Groups) - Residents, per day	515.00	15.00	\$100.00	\$500.00	\$400.00			\$1,050.00
		-	-						
		-	-						
		-	-						
§275-6G	Showmobile Rental (For Profit Groups) - Residents, per day	615.00	15.00	\$100.00	\$600.00	\$500.00			\$1,100.00
		-	-						
		-	-						
		-	-						
§275-6G	Showmobile Rental (Non-Resident Groups), per day	1,130.00	30.00	\$100.00	\$1,100.00	\$1,000			
		-	-						
	Downtown Gazebo Rental, per day, Resident	45.00	5.00	\$15.00	\$40.00	\$25.00			
	\$510.00 deposit for over 100 People	-	-						
	Per day, Non-Resident	70.00	5.00	\$15.00	\$65.00	\$50.00			
		-	-						
§486	<u>Special Events</u>	-	-						
	Special Events will be charged:	-	-						
	-\$1,030.00 deposit	-	-						
	-overtime fees for PD/DPW coverage.	-	-						
		-	-						
	Downtown Special Events & Pugsley Park	-	-						
	Will also be charged overtime fees for PD/DPW coverage	-	-						
	Residents	-	-						
	up to 49 people	175.00	5.00	\$20.00	\$170.00	\$150.00			
	50-100 people	325.00	5.00	\$20.00	\$320.00	\$300.00			
	over 100 people	530.00	10.00	\$20.00	\$520.00	\$500.00			
		-	-						
	Non-Residents	-	-						
	up to 49 people	325.00	5.00	\$20.00	\$320.00	\$300.00			
	50-100 people	625.00	5.00	\$20.00	\$620.00	\$600.00			
	over 100 people	1,030.00	10.00	\$20.00	\$1,020.00	\$1,000.00			
		-	-						
		-	-						
	Depew Park - Community Park Rental	-	-						
	Will also be charged overtime fees for PD/DPW coverage	-	-						
	Residents	-	-						

CITY OF PEEKSKILL ADOPTED 2024 CONSOLIDATED FEE SCHEDULE

Adopted Updates for 2024
11/13/2023

Comparisons (from Spring 2023) to nearby communities provided when applicable.

CODE SECTION	DESCRIPTION	PROPOSED 2024 FEE	2024 PROPOSED VARIANCE	VARIANCE	NEW 2023 FEE	PRIOR FEE	CORTLANDT	VILLAGE/ OSSINING	YORKTOWN
	up to 19 people	125.00	5.00	\$20.00	\$120.00	\$100.00		\$75.00	
	20 - 40 people	175.00	5.00	\$20.00	\$170.00	\$150.00		\$75.00	
	Security Deposit	105.00	5.00	\$0.00	\$100.00	\$100.00		\$75.00	
	-	-	-						
	Non-Residents	-	-						
	up to 19 people	225.00	5.00	\$20.00	\$220.00	\$200.00		\$150.00	
	20 - 40 people	325.00	5.00	\$20.00	\$320.00	\$300.00		\$150.00	
	Security Deposit	105.00	5.00	\$0.00	\$100.00	\$100.00		\$150.00	
	-	-	-						
	Alcohol Permit	140.00	5.00	\$10.00	\$135.00	\$125.00			
	-	-	-						
Parks & Recreation (continued)									
§275-6G	Peekskill Stadium	-	-						
	Ball Field Ads	-	-						
	Renewal Ad	410.00	10.00	\$0.00	\$400.00	\$400.00			
	New Business Ad	765.00	15.00	\$0.00	\$750.00	\$750.00			
	-	-	-						
	Field Rental	-	-						
	Youth Day Game	120.00	5.00	\$10.00	\$115.00	\$105.00		\$25 res./\$50 non-res.	
	Adult Day Game	205.00	5.00	\$15.00	\$200.00	\$185.00		\$25 res./\$50 non-res.	
	Adult Night Game	150.00	5.00	\$15.00	\$145.00	\$130.00		\$25 res./\$50 non-res.	
	Per Game	240.00	5.00	\$10.00	\$235.00	\$225.00		\$25 res./\$50 non-res.	
	-	-	-						
	Press Box Rental, per game	50.00	5.00	\$15.00	\$45.00	\$30.00			
	-	-	-						
§275-6G	Recreation Programs								
	Aquatics (Residents)								
	Adult Lap	145.00	5.00	\$10.00	\$140.00	\$130.00		\$300.00	
	Infant Water Swim	80.00	5.00	\$10.00	\$75.00	\$65.00		\$105.00	\$75.00
	Saturday Swim Program	100.00	5.00	\$15.00	\$95.00	\$80.00		\$105.00	
	Swim Development	\$75.00/\$95.00	5.00	\$10.00/\$10.00	\$70.00/\$90.00	\$60.00/\$80.00		\$105.00	\$100.00
	Weeknight Swim Instruction	90.00	5.00	\$10.00	\$85.00	\$75.00		\$105.00	
	-	-	-						
	Aquatics (Non-Residents)								
	Adult Lap, 8 week program	170.00	5.00	\$10.00	\$165.00	\$155.00		\$75.00	/mo.
	Infant Water Swim	105.00	5.00	\$10.00	\$100.00	\$90.00			\$90.00
	Saturday Swim Program	120.00	5.00	\$10.00	\$115.00	\$105.00			
	Swim Development	\$100/\$120	5.00	\$10.00/\$10.00	\$95.00/\$115.00	\$85.00/\$105.00			\$120.00
	Weeknight Swim Instruction	115.00	5.00	\$10.00	\$110.00	\$100.00	\$227.00		
	-	-	-						
	Camps (Residents)								
	Creative Arts Camp	455.00	15.00	\$10.00	\$440.00	\$430.00			
	Day Camp (regular registration)	-	-						
	1st Child	360.00	10.00	\$10.00	\$350.00	\$340.00	\$530.00	\$660.00	\$875.00
	2nd Child	355.00	10.00	\$10.00	\$345.00	\$335.00		\$465.00	
	3rd Child	330.00	10.00	\$10.00	\$320.00	\$310.00			
	-	-	-						
	Teen Travel Camp - Camp changed from 5 days to 3 days	330.00	10.00	-\$110.00	\$320.00	\$430.00	\$587.50		\$1,425.00
	-	-	-						
	Camps (Non-Residents)								
	Creative Arts Camp	610.00	10.00	\$10.00	\$600.00	\$590.00			
	Day Camp	-	-						

CITY OF PEEKSKILL ADOPTED 2024 CONSOLIDATED FEE SCHEDULE

Adopted Updates for 2024
11/13/2023

Comparisons (from Spring 2023) to nearby communities provided when applicable.

CODE SECTION	DESCRIPTION	PROPOSED 2024 FEE	2024 PROPOSED VARIANCE	VARIANCE	NEW 2023 FEE	PRIOR FEE	CORTLANDT	VILLAGE/ OSSINING	YORKTOWN
	1st Child	590.00	10.00	\$10.00	\$580.00	\$570.00		\$720.00	
	2nd Child	585.00	10.00	\$10.00	\$575.00	\$565.00			
	3rd Child	560.00	10.00	\$10.00	\$550.00	\$540.00			
		-	-						
	Teen Travel Camp - Camp changed from 5 days to 3 days	530.00	10.00	-\$70.00	\$520.00	\$590.00			\$620.00
		-	-						
	<u>Instructional (Residents)</u>								
	Art in a Box	70.00	5.00	\$0.00	\$65.00	\$65.00	\$225.00		
	Creative Preschool, per month	310.00	10.00	\$15.00	\$300.00	\$285.00			
	Yamuna Body Rolling	85.00	5.00	\$0.00	\$80.00	\$80.00			
	Maple Sugaring	7.50	2.50	\$0.00	\$5.00	\$5.00			
Parks & Recreation (continued)		-	-						
	<u>Instructional (Non-Residents)</u>								
	Art in a Box	95.00	5.00	\$0.00	\$90.00	\$90.00	\$276.00		
	Creative Preschool, per month	520.00	10.00	\$15.00	\$510.00	\$495.00			
	Yamuna Body Rolling	110.00	5.00	\$0.00	\$105.00	\$105.00			
	Maple Sugaring	17.50	2.50	\$0.00	\$15.00	\$15.00			
		-	-						
	<u>Special Events (Residents)</u>								
	Breakfast with the Bunny	-	-						
	Adult	11.00	1.00	\$0.00	\$10.00	\$10.00			
	Youth	9.00	1.00	\$0.00	\$8.00	\$8.00			
		-	-						
	Easter Egg Hunt	4.00	1.00	\$0.00	\$3.00	\$3.00	Free		
	Fishing Derby	6.00	1.00	\$0.00	\$5.00	\$5.00			
	Pumpkin Design	4.00	1.00	\$0.00	\$3.00	\$3.00			
	Holiday Trip to NYC	21.00	1.00	\$0.00	\$20.00	\$20.00			
	Breakfast with Santa	-	-						
	Adult	11.00	1.00	\$0.00	\$10.00	\$10.00			
	Youth	9.00	1.00	\$0.00	\$8.00	\$8.00			
		-	-						
	<u>Special Events (Non-Residents)</u>								
	Breakfast with the Bunny	-	-						
	Adult	17.00	1.00	\$0.00	\$16.00	\$16.00			
	Youth	21.00	1.00	\$0.00	\$20.00	\$20.00			
		-	-						
	Easter Egg Hunt	6.00	1.00	\$0.00	\$5.00	\$5.00			
	Fishing Derby	16.00	1.00	\$0.00	\$15.00	\$15.00			
	Pumpkin Designn	6.00	1.00	\$0.00	\$5.00	\$5.00			
	Holiday Trip to NYC	41.00	1.00	\$0.00	\$40.00	\$40.00			
	Breakfast with Santa	-	-	\$0.00					
	Adult	17.00	1.00	\$0.00	\$16.00	\$16.00			
	Youth	21.00	1.00	\$0.00	\$20.00	\$20.00			
		-	-						
	<u>Sports (Residents)</u>								
	Adult Tennis Lessons	100.00	5.00	\$5.00	\$95.00	\$90.00		\$200.00	\$200.00
	Adult Volleyball Leagues, per team	185.00	5.00	\$30.00	\$180.00	\$150.00			
	Basketball – Hot Shots	60.00	5.00	\$5.00	\$55.00	\$50.00	\$109.00	\$80.00	\$180.00
	Basketball - Clinic	60.00	5.00	\$5.00	\$55.00	\$50.00	\$109.00	\$80.00	\$180.00
	Boys Basketball - Cubs	75.00	5.00	\$5.00	\$70.00	\$65.00	\$109.00	\$80.00	\$180.00
	Boys Basketball – Pee Wee	75.00	5.00	\$5.00	\$70.00	\$65.00	\$109.00	\$80.00	\$180.00
	Flag Football League	60.00	5.00	\$10.00	\$55.00	\$45.00	\$109.00		
	Flag Football Clinic	45.00	5.00	\$5.00	\$40.00	\$35.00	\$109.00		
	Girls Basketball	75.00	5.00	\$5.00	\$70.00	\$65.00	\$109.00	\$80.00	\$180.00

CITY OF PEEKSKILL ADOPTED 2024 CONSOLIDATED FEE SCHEDULE

Adopted Updates for 2024
11/13/2023

Comparisons (from Spring 2023) to nearby communities provided when applicable.

CODE SECTION	DESCRIPTION	PROPOSED 2024 FEE	2024 PROPOSED VARIANCE	VARIANCE	NEW 2023 FEE	PRIOR FEE	CORTLANDT	VILLAGE/ OSSINING	YORKTOWN
	Indoor Soccer	65.00	5.00	\$5.00	\$60.00	\$55.00	\$109.00	\$70.00	\$100.00
	Youth Soccer	65.00	5.00	\$5.00	\$60.00	\$55.00	\$60.00	\$70.00	\$205.00
	Sand Volleyball League	185.00	5.00	\$5.00	\$180.00	\$175.00			
	Pee Wee Tennis Lessons	90.00	5.00	\$5.00	\$85.00	\$80.00	\$109.00		\$180.00
	Teen Tennis Lessons	90.00	5.00	\$5.00	\$85.00	\$80.00	\$109.00		\$180.00
	Youth Tennis Lessons	90.00	5.00	\$5.00	\$85.00	\$80.00	\$109.00		\$180.00
		-	-						
	<u>Sports (Non-Residents)</u>	-	-						
	Adult Tennis Lessons	125.00	5.00	\$5.00	\$120.00	\$115.00			
	Adult Volleyball Leagues				Cancelled - no space	\$175.00			
	Basketball - Hot Shots	85.00	5.00	\$5.00	\$80.00	\$75.00	\$137.00		
	Basketball - Clinic	85.00	5.00	\$5.00	\$80.00	\$75.00	\$137.00		
	Boys Basketball - Cubs	100.00	5.00	\$5.00	\$95.00	\$90.00	\$137.00		
	Boys Basketball - PeeWee	100.00	5.00	\$5.00	\$95.00	\$90.00	\$137.00		
	Flag Football Clinic	70.00	5.00	\$5.00	\$65.00	\$60.00	\$137.00		
	Flag Football League	80.00	5.00	\$5.00	\$75.00	\$70.00	\$137.00		
	<u>Parks & Recreation (continued)</u>								
	Girls Basketball	100.00	5.00	\$5.00	\$95.00	\$90.00	\$137.00		
	Indoor Soccer	90.00	5.00	\$5.00	\$85.00	\$80.00	\$137.00		
	Youth Soccer	90.00	5.00	\$5.00	\$85.00	\$80.00	\$90.00		
	Sand Volleyball League	210.00	5.00	\$5.00	\$205.00	\$200.00			
	Pee Wee Tennis Lessons	115.00	5.00	\$5.00	\$110.00	\$105.00	\$137.00		
	Teen Tennis Lessons	115.00	5.00	\$5.00	\$110.00	\$105.00	\$137.00		
	Youth Tennis Lessons	115.00	5.00	\$5.00	\$110.00	\$105.00	\$137.00		
		-	-						
	<u>Summer Basketball (Resident)</u>								
	Hassan Bolton League	45.00	5.00	\$10.00	\$40.00	\$30.00			
		-	-						
	<u>Summer Basketball (Non-Resident)</u>								
	Hassan Bolton League	70.00	5.00	\$10.00	\$65.00	\$55.00			
		-	-						
	<u>Tennis Courts (Resident)</u>								
	Tennis Permits - family pass	115.00	5.00	\$10.00	\$110.00	\$100.00		\$75.00	\$40.00
	- adult pass	70.00	5.00	\$10.00	\$65.00	\$55.00		\$75.00	
	- adult pass w/guest	90.00	5.00	\$10.00	\$85.00	\$75.00			
	- youth pass	50.00	5.00	\$10.00	\$45.00	\$35.00			
		-	-						
	Tennis Daily Fees - adult	20.00	-	\$5.00	\$20.00	\$15.00			
	- youth	15.00	-	\$5.00	\$15.00	\$10.00			
		-	-						
	<u>Tennis Courts (Non-Resident)</u>								
	Tennis Permits - family pass	215.00	5.00	\$10.00	\$210.00	\$200.00			
	- adult pass	125.00	5.00	\$10.00	\$120.00	\$110.00			
	- youth pass	85.00	5.00	\$10.00	\$80.00	\$70.00			
		-	-						
	Tennis Daily Fees - adult	30.00	-	\$15.00	\$30.00	\$15.00			
	- youth	20.00	-	\$10.00	\$20.00	\$10.00			
		-	-						
	<u>Veterans Pool (Residents)</u>								
	All Inclusive Permits - family of 5	255.00	5.00	\$50.00	\$250.00	\$200.00			
	- family of 3	205.00	5.00	\$35.00	\$200.00	\$165.00			
		-	-						
	Chair Rentals	4.00	1.00		\$3.00				
		-	-						

CITY OF PEEKSKILL ADOPTED 2024 CONSOLIDATED FEE SCHEDULE

Adopted Updates for 2024

Comparisons (from Spring 2023) to nearby communities provided when applicable.

11/13/2023

CODE SECTION	DESCRIPTION	PROPOSED 2024 FEE	2024 PROPOSED VARIANCE	VARIANCE	NEW 2023 FEE	PRIOR FEE	CORTLANDT	VILLAGE/ OSSINING	YORKTOWN
	Guest Fees	-	-						
	Adult	15.00	3.00	\$2.00	\$12.00	\$10.00	\$10.50		\$10.00
	Youth	11.00	3.00	\$1.00	\$8.00	\$7.00	\$8.50		\$8.00
		-	-						
	Pool Daily Fees	-	-						
	Adult	8.00	3.00	\$0.00	\$5.00	\$5.00			\$8.00
	Veterans	7.00	3.00	\$0.00	\$4.00	\$4.00			\$8.00
	Youth	6.00	3.00	\$0.00	\$3.00	\$3.00			\$4.00
		-	-						
	Pool Permits – Season Pass	-	-						
	Family of 5	213.00	3.00	\$10.00	\$210.00	\$200.00		\$300.00	\$370.00
	Family of 3	178.00	3.00	\$10.00	\$175.00	\$165.00	\$305.00		\$370.00
	Adult	103.00	3.00	\$10.00	\$100.00	\$90.00	\$137.00		\$180.00
	Youth	78.00	3.00	\$10.00	\$75.00	\$65.00	\$107.00		\$130.00
	Veterans	90.00	3.00	\$10.00	\$87.00	\$77.00			\$180.00
	Seniors	-	-	\$0.00	\$0.00	\$0.00	\$72.00		\$30.00
		-	-						
	Pool Permits – Daily Card (if new card is used)	-	-						
	Adult	21.00	1.00	\$5.00	\$20.00	\$15.00			\$35.00
	Youth	16.00	1.00	\$5.00	\$15.00	\$10.00			\$35.00
Parks & Recreation (continued)		-	-						
	Pool Permits – Daily Card (if current card is used)	-	-						
	Adult	11.00	1.00	\$2.50	\$10.00	\$7.50			\$35.00
	Youth	8.50	1.00	\$2.50	\$7.50	\$5.00			\$35.00
		-	-						
	Summer Swim Instruction	-	-						
	1st Child	95.00	5.00	\$10.00	\$90.00	\$80.00	\$170.00		\$100.00
	2nd Child	85.00	5.00	\$10.00	\$80.00	\$70.00			\$100.00
	3rd Child	75.00	5.00	\$10.00	\$70.00	\$60.00			\$100.00
		-	-						
	Swim Team	-	-						
	1st Child	100.00	5.00	\$10.00	\$95.00	\$85.00	\$130.00		\$175.00
	2nd Child	90.00	5.00	\$10.00	\$85.00	\$75.00			\$175.00
	3rd Child	80.00	5.00	\$10.00	\$75.00	\$65.00			\$100.00
		-	-						
	Veterans Pool (Non-Residents)	-	-						
	All Inclusive Permits	-	-						
	Family of 5	460.00	10.00	\$50.00	\$450.00	\$400.00			\$950.00
	Family of 3	390.00	10.00	\$50.00	\$380.00	\$330.00			\$950.00
		-	-						
	Chair Rentals	4.00	1.00	\$0.00	\$3.00	\$3.00			
		-	-						
	Guest Fees	-	-						
	Adult	15.00	3.00	\$2.00	\$12.00	\$10.00			\$10.00
	Youth	13.00	3.00	\$3.00	\$10.00	\$7.00			\$8.00
		-	-						
	Pool Daily Fees	-	-						
	Adult	13.00	1.00	\$2.00	\$12.00	\$10.00			
	Youth	9.00	1.00	\$2.00	\$8.00	\$6.00			
		-	-						
	Pool Permits – Season Pass	-	-						
	Family of 5	416.00	6.00	\$10.00	\$410.00	\$400.00			
	Family of 3	346.00	6.00	\$10.00	\$340.00	\$330.00			
	Adult	196.00	6.00	\$10.00	\$190.00	\$180.00			

CITY OF PEEKSKILL ADOPTED 2024 CONSOLIDATED FEE SCHEDULE

Comparisons (from Spring 2023) to nearby communities provided when applicable.

Adopted Updates for 2024
11/13/2023

CODE SECTION	DESCRIPTION	PROPOSED 2024 FEE	2024 PROPOSED VARIANCE	VARIANCE	NEW 2023 FEE	PRIOR FEE	CORTLANDT	VILLAGE/ OSSINING	YORKTOWN
	Youth	146.00	6.00	\$10.00	\$140.00	\$130.00			
		-	-						
	Pool Permits – Daily Card (if new card is used)	-	-						
	Adult	31.00	1.00	\$15.00	\$30.00	\$15.00			
	Youth	16.00	1.00	\$5.00	\$15.00	\$10.00			
		-	-						
	Pool Permits – Daily Card (if current card is used)	-	-						
	Adult	31.00	1.00	\$22.50	\$30.00	\$7.50			
	Youth	16.00	1.00	\$10.00	\$15.00	\$5.00	\$170.00		
		-	-						
	Summer Swim Instruction	-	-						
	1st Child	120.00	5.00	\$10.00	\$115.00	\$105.00			\$120.00
	2nd Child	110.00	5.00	\$10.00	\$105.00	\$95.00			\$120.00
	3rd Child	100.00	5.00	\$10.00	\$95.00	\$85.00			\$120.00
		-	-						
	Swim Team	-	-						
	1st Child	120.00	5.00	\$5.00	\$115.00	\$110.00			
	2nd Child	110.00	5.00	\$5.00	\$105.00	\$100.00			
	3rd Child	100.00	5.00	\$5.00	\$95.00	\$90.00			
		-	-						
	Pool Permits – Daily Card	-	-						
	Adult	21.00	1.00	\$0.00	\$20.00	\$20.00			
	Youth	21.00	1.00	\$0.00	\$20.00	\$20.00			
		-	-						
Planning & Development- Application Fees									
§275-20C	Artist Certification	55.00	5.00	\$0.00	\$50.00	\$50.00	N/A	N/A	N/A
		-	-						
§275-20C	Façade changes(Historic District)	255.00	5.00	\$0.00	\$250.00	\$250.00	N/A	N/A	N/A
		-	-						
§275-20C	Sign or painting in the Historic District	80.00	5.00	\$0.00	\$75.00	\$75.00	N/A	N/A	N/A
		-	-						
§275-2B	Artist Lofts								
	Final Site Plan Review by Planning Commission	1,285.00	35.00	\$0.00	\$1,250.00	\$1,250.00			
	Special Permit of Planning Commission	2,060.00	60.00	\$0.00	\$2,000.00	\$2,000.00	\$500.00		\$625.00
		-	-						\$312.00/renewal
§275-2B	Clustering	2,500.00	-	\$1,500.00	\$2,500.00	\$1,000.00			
		-	-						
	Facades	-	-						
§275-2B	Minor Modification (Director's Approval)				No Charge	No Charge			
§275-2B	Final Site Plan Review by Planning Commission (<i>for façade only</i>)								
§275-2B	Residential, per unit	105.00	5.00	\$0.00	\$100.00	\$100.00			
§275-2B	Commercial, fee plus \$100.00 for each add'l 1,000 sf	310.00	10.00	\$0.00	\$300.00	\$300.00			
		-	-						
Fences									
§275-2B	Minor Modification (Director's Approval)				No Charge				
§275-2B	Planning Commission – Review for Greater Heights	205.00	5.00	\$0.00	\$200.00	\$200.00			
		-	-						
§275-2B	Pre-application Conference	105.00	5.00	\$0.00	\$100.00	\$100.00	1st meeting free, \$250.00 ea.		\$100.00
		-	-						
§275-16	Parkland and Recreation Fees, per dwelling unit	5,000.00	500.00	\$0.00	\$4,500.00	\$4,500.00	\$6,000.00 (per/lot)	\$7,500.00/unit	\$10,000/unit (condo/co-op)
	Average of 3 nearby communities (\$7,833.33)	-	-						\$4,000/unit (R-3 Zone)
		-	-						\$4,000/unit (R-3 Zone)

CITY OF PEEKSKILL ADOPTED 2024 CONSOLIDATED FEE SCHEDULE

Adopted Updates for 2024

Comparisons (from Spring 2023) to nearby communities provided when applicable.

11/13/2023

CODE SECTION	DESCRIPTION	PROPOSED 2024 FEE	2024 PROPOSED VARIANCE	VARIANCE		NEW 2023 FEE	PRIOR FEE	CORTLANDT	VILLAGE/ OSSINING	YORKTOWN
§275-21A	Bonus Density Fee	-	-			assessed value of the bonus floor space received	assessed value of the bonus floor space received			
		-	-							
	Rezoning: (Map Change and Text Change)	-	-							
§275-2B	Zoning Map Change – Residential, fee plus \$300.00 per ea. add'l acre	2,060.00	60.00	\$0.00		\$2,000.00	\$2,000.00			
§275-2B	Zoning Map Change - Commercial, fee plus \$300.00 per ea. add'l acre	2,060.00	60.00	\$0.00		\$2,000.00	\$2,000.00			
§275-2B	Zoning Text Change	3,090.00	90.00	\$0.00		\$3,000.00	\$3,000.00			
		-	-							
	Signs (Reviews and Appeals - within C-2, PRD, WF Districts)	-	-							
§275-2B	Review <u>within</u> Historic District	80.00	5.00	\$0.00		\$75.00	\$75.00	N/A	N/A	N/A
§275-2B	Review outside of Historic District	130.00	5.00	\$0.00		\$125.00	\$125.00	N/A	N/A	N/A
§275-2B	Appeal <u>within</u> Historic District	310.00	10.00	\$0.00		\$300.00	\$300.00		\$350.00	\$210.00
§275-2B	Appeal outside of Historic District	515.00	15.00	\$0.00		\$500.00	\$500.00		\$350.00	\$210.00
		-	-							
	Site Plan Reviews	-	-							
§275-2B	Conceptual	775.00	25.00	\$0.00		\$750.00	\$750.00			
§275-2B	Preliminary	1,030.00	30.00	\$0.00		\$1,000.00	\$1,000.00	\$150/1,000 sf of proposed floor area +\$5.00 for each parking space (min. \$500.00)		\$3,937.00 +\$393.00/acre; Parking plan; \$2,175.00 +\$281.00/acre; professional; Review Fee \$1,750.00; General Development fee \$0.14/sf
Planning & Development- Application Fees (continued)										
§275-2B	Final -	-	-							
	• Non-residential (up to 4,000 sf)	1,285.00	35.00	\$0.00		\$1,250.00	\$1,250.00	\$5,000.00		
	Fee for each required parking space	75.00	-	\$25.00		\$75.00	\$50.00			\$4,500.00 +\$831.00/unit (sf not specified); Professional Review Fee \$1,750.00; General Development fee \$720.00/unit.
	• Non-residential (over 4,000 sf)	2,060.00	60.00	\$0.00		\$2,000.00	\$2,000.00			
	Fee for each required parking space	75.00	-	\$25.00		\$75.00	\$50.00			
	• Residential (up to 2,000 sf of floor area), Fee	515.00	15.00	\$0.00		\$500.00	\$500.00	\$5,000.00		
	Add'l for each 1,000 sf of parking area	257.50	7.50	\$0.00		\$250.00	\$250.00			
	• Residential – decks/sheds, each	310.00	10.00	\$0.00		\$300.00	\$300.00			
	• Residential – garage, each	515.00	15.00	\$0.00		\$500.00	\$500.00			
§275-2B	Amended/Revised (PC)	775.00	25.00	\$0.00		\$750.00	\$750.00			
§275-2B	In House Minor Modification (In House by Director)	310.00	10.00	\$0.00		\$300.00	\$300.00	\$250.00/request- Two (2) 1 year time extensions allowed		
§275-2B	Extensions – (without any changes)	1,030.00	30.00	\$0.00		\$1,000.00	\$1,000.00			
§275-2B	Renewals – (after expirations and without any changes)	1,545.00	45.00	\$0.00		\$1,500.00	\$1,500.00			
§275-2B	LWRP Consistency Review (Coastal Assessment Form Required)	515.00	15.00	\$0.00		\$500.00	\$500.00			

CITY OF PEEKSKILL ADOPTED 2024 CONSOLIDATED FEE SCHEDULE

Comparisons (from Spring 2023) to nearby communities provided when applicable.

Adopted Updates for 2024
11/13/2023

CODE SECTION	DESCRIPTION	PROPOSED 2024 FEE	2024 PROPOSED VARIANCE	VARIANCE	NEW 2023 FEE	PRIOR FEE	CORTLANDT	VILLAGE/ OSSINING	YORKTOWN
§275-2B	Flood Plain Development Permit Review	257.50	7.50	\$0.00	\$250.00	\$250.00			
		-	-						
	<u>Steep Slopes Review</u>	-	-						
§275-2B	Single Family Residential Lots	-	-						
§275-2B	Disturbance to slopes < 15 percent:	-	-		No Charge	No Charge			
		-	-						
§275-2B	Disturbance to <100 square feet of slopes > 15 percent No Charge Disturbance to ≥100 square feet of slopes > 15 percent** \$100	105.00	5.00	\$0.00	\$100.00	\$100.00			
		-	-						
	<u>All Other Uses*</u>	-	-						
	For Sites Up to and Including One Acre in Size -	-	-						
§275-2B	• Disturbance to slopes < 15 percent: No Charge			\$0.00	No Charge	No Charge			
	• Disturbance to <100 square feet of slopes > 15 percent:			\$0.00	No Charge	No Charge			
	• Disturbance to ≥100 square feet of slopes > 15 percent**:	310.00	10.00	\$0.00	\$300.00	\$300.00			
§275-2B	For Sites Over One Acre in Size	310.00	10.00	\$0.00	\$300.00	\$300.00			
	Fee for each additional acre (or portion) of site are	310.00	10.00	\$0.00	\$300.00	\$300.00			
§275-2B	Extensions by Director or Planning Commission				Included in fee for site plan extension	Included in fee for site plan extension			
§275-2B	Amendments by Director or Planning Commission				Included in fee for Amended site plan or Minor Modification	Included in fee for Amended site plan or Minor Modification			
§275-2B	Renewals				Determined by the Director	Determined by the Director			
		-	-						
	<u>Appeals to Stop Work Orders</u>	-	-						
	<i>(pursuant to Steep Slopes Ordinance)</i>	-	-						
§275-2B	Involving Activity on a Single Family Residential Lot*	55.00	5.00	\$0.00	\$50.00	\$50.00			
§275-2B	All Others	155.00	5.00	\$0.00	\$150.00	\$150.00			
	<i>*Current Vacant Lots: Use shall be determined based on zoning designation at time of application and/or proposed use.</i>	-	-						
	<u>Planning & Development- Application Fees (continued)</u>	-	-						
	<i>** Applications involving between 100 square feet and 400 square feet of steep slope disturbance can be approved by the Director of Planning, unless they will otherwise be reviewed by the City of Peekskill Planning Commission, in which case they must be approved by the Planning Commission.</i>	-	-						
		-	-						
	<u>Special Permits – Common Council</u>	-	-						
§275-2B	Signs	515.00	15.00	\$0.00	\$500.00	\$500.00	\$500.00		
§275-2B	Wireless Telecommunications	10,300.00	300.00	\$0.00	\$10,000.00	\$10,000.00			
		-	-						
	Ambulance Corp.	515.00	15.00	\$0.00	\$500.00	\$500.00			
§275-2B	All Others	1,545.00	45.00	\$0.00	\$1,500.00	\$1,500.00			

CITY OF PEEKSKILL ADOPTED 2024 CONSOLIDATED FEE SCHEDULE

Comparisons (from Spring 2023) to nearby communities provided when applicable.

Adopted Updates for 2024
11/13/2023

CODE SECTION	DESCRIPTION	PROPOSED 2024 FEE	2024 PROPOSED VARIANCE	VARIANCE	NEW 2023 FEE	PRIOR FEE	CORTLANDT	VILLAGE/ OSSINING	YORKTOWN
	<u>Special Permits – Planning Commission</u>	-	-						
§275-2B	All	1,030.00	30.00	\$0.00	\$1,000.00	\$1,000.00		\$1,500.00	\$625.00
§275-2B	Outdoor Restaurant	515.00	15.00	\$0.00	\$500.00	\$500.00		\$1,500.00	\$5/seat, max 12
	<u>Subdivisions</u>	-	-						
§275-2B	Preliminary Plat Review	5,150.00	150.00	\$0.00	\$5,000.00	\$5,000.00	\$750.00		
	Fee per new lot created	515.00	15.00	\$0.00	\$500.00	\$500.00			
§275-2B	(Only required for Major Subdivision - six lots and over	-	-						
		-	-						
§275-2B	<u>Plat Reviews</u>								
	-Minor: Residential - 2 lots	2,575.00	75.00	\$0.00	\$2,500.00	\$2,500.00	\$500.00/building lot (Preliminary)		\$1,080.00 + \$270.00/lot, not involving any new street
	3 through 5 lots	5,150.00	150.00	\$0.00	\$5,000.00	\$5,000.00	\$500.00/building lot (Preliminary)		\$1,080.00 + \$270.00/lot, not involving any new street
	-Major: Commercial 2 through 5 lots	6,700.00	200.00	\$0.00	\$6,500.00	\$6,500.00	\$750.00/building lot (Preliminary)		
	-Major: Residential - 6 lots and over	6,700.00	200.00	\$0.00	\$6,500.00	\$6,500.00			\$3,600.00
	Fee per new lot created	515.00	15.00	\$0.00	\$500.00	\$500.00	\$750.00		\$450.00
§275-2B	Extension of Subdivision by Planning Commission	1,545.00	45.00	\$0.00	\$1,500.00	\$1,500.00			
§275-2B	Apportionments (lot line adjustments) and Merging of Lots	257.50	7.50	\$0.00	\$250.00	\$250.00			
		-	-						
	<u>Variances</u>	-	-						
§275-2B	Area Variances:	-	-						
	- Residential - fences	205.00	5.00	\$0.00	\$200.00	\$200.00	\$200.00		
	- Residential - decks/sheds/pools, each	515.00	15.00	\$0.00	\$500.00	\$500.00	\$200.00		
	-Residential Parking <i>location</i>	515.00	15.00	\$0.00	\$500.00	\$500.00	\$200.00	\$350.00	
	-Residential - 1 family; additions; garages	515.00	15.00	\$0.00	\$500.00	\$500.00	\$200.00	\$350.00	
	-Residential - 2 family; additions; garages	1,030.00	30.00	\$0.00	\$1,000.00	\$1,000.00	\$200.00	\$550.00	
	-Residential - 3 family or more; additions; garages	2,575.00	75.00	\$0.00	\$2,500.00	\$2,500.00	\$200.00		
	Fee per unit over 3 units	565.00	15.00	\$0.00	\$550.00	\$550.00	\$200.00		
	-Commercial	2,060.00	60.00	\$0.00	\$2,000.00	\$2,000.00			
		-	-						
§275-2B	Parking Variances: (<i>from number of required parking spaces</i>)	-	-						
• Residential	-Residential	465.00	15.00	\$0.00	\$450.00	\$450.00			
	Fee per required parking space	75.00	-	\$25.00	\$75.00	\$50.00			
• Commercial	-Commercial	1,030.00	30.00	\$0.00	\$1,000.00	\$1,000.00			
	Fee per required parking space	75.00	-	\$25.00	\$75.00	\$50.00			
	-Use Variance	3,090.00	90.00	\$0.00	\$3,000.00	\$3,000.00		\$600.00	
	<u>Planning & Development- Application Fees (continued)</u>	-	-						
§275-2B	Appeal to Zoning Board of Appeals	1,030.00	30.00	\$0.00	\$1,000.00	\$1,000.00			
	(Only if property located in an Historic District or is designated as an Historic Landmark. Any other appeals are treated as Use Variances.	-	-						
		-	-						

CITY OF PEEKSKILL ADOPTED 2024 CONSOLIDATED FEE SCHEDULE

Adopted Updates for 2024
11/13/2023

Comparisons (from Spring 2023) to nearby communities provided when applicable.

CODE SECTION	DESCRIPTION	PROPOSED 2024 FEE	2024 PROPOSED VARIANCE	VARIANCE	NEW 2023 FEE	PRIOR FEE	CORTLANDT	VILLAGE/ OSSINING	YORKTOWN
§275-2B	Interpretations of Building Inspector	515.00	15.00	\$0.00	\$500.00	\$500.00	\$300.00	\$400.00	
		-	-						
	Planning and Development Escrow Fees	-	-						
	<i>Escrow Fees are to be determined on a case-by-case basis for items such as billing for Legal Notices, reviews by the City's Consulting Engineer, consulting planner, an any other reviews not conducted by City Staff, as determined by the Director of Planning.</i>	-	-						
§275-20C		-	-						
	Artist Lofts	-	-						
§275-20C	Final Site Plan Review or Special Permit	1,030.00	30.00	\$0.00	\$1,000.00	\$1,000.00	\$150.00		
	Fee per loft	515.00	15.00	\$0.00	\$500.00	\$500.00			
	(Planning Commission)	-	-						
		-	-						
	Facade	-	-						
§275-20C	Minor Modification (Director's Approval)	-	-		No Charge	No Charge			
		-	-						
§275-20C	Final Site Plan Review by Planning Commission (<i>for façade only</i>)	-	-						
§275-20C	Residential	260.00	10.00	\$0.00	\$250.00	\$250.00			
§275-20C	Commercial	515.00	15.00	\$0.00	\$500.00	\$500.00			
		-	-						
		-	-						
§275-20C	Minor Modification (Director's Approval)	-	-		No Charge	No Charge			
§275-20C	Planning Commission – Review for Greater Heights	155.00	5.00	\$0.00	\$150.00	\$150.00			
		-	-						
		-	-						
	Rezoning (Map Change and Text Change)	-	-						
§275-20C	Zoning Map Change	-	-						
	• Residential	5,150.00	150.00	\$0.00	\$5,000.00	\$5,000.00			
	• Commercial	7,725.00	225.00	\$0.00	\$7,500.00	\$7,500.00			
	Fee per each additional acre	1,030.00	30.00	\$0.00	\$1,000.00	\$1,000.00			
	• Zoning Text Change:	5,150.00	150.00	\$0.00	\$5,000.00	\$5,000.00			
		-	-						
	Signs	-	-						
§275-20C	Reviews and Appeals (within C-2, PRD, WF Districts)	-	-						
	• Review <u>within</u> Historic District	55.00	5.00	\$0.00	\$50.00	\$50.00			
	• Review <u>outside</u> of Historic District	105.00	5.00	\$0.00	\$100.00	\$100.00			
	• Appeal <u>within</u> Historic District	155.00	5.00	\$0.00	\$150.00	\$150.00			
	• Appeal <u>outside</u> of Historic District	255.00	5.00	\$0.00	\$250.00	\$250.00			
		-	-						
	Site Plan Reviews	-	-						
§275-20C	Conceptual	775.00	25.00	\$0.00	\$750.00	\$750.00			
§275-20C	Preliminary	1,030.00	30.00	\$0.00	\$1,000.00	\$1,000.00			
§275-20C	Final	-	-					Based on project cost	
	• Non-residential (up to 4,000 sf)	1,030.00	30.00	\$0.00	\$1,000.00	\$1,000.00		\$500.00 < 5,000 sf	
	Fee for each required parking space	55.00	5.00	\$0.00	\$50.00	\$50.00		\$750.00 < 10,000 sf	
	• Non-residential (over 4,000 sf)	2,575.00	75.00	\$0.00	\$2,500.00	\$2,500.00		\$1,000.00 < 20,000 sf	
	Fee for each required parking space	55.00	5.00	\$0.00	\$50.00	\$50.00		\$3,000.00 > 20,000sf	
	• Residential (up to 2,000 sf of floor area)	720.00	20.00	\$0.00	\$700.00	\$700.00		\$500.00 < 5,000 sf	
	Fee for each 1,000sf floor area	105.00	5.00	\$0.00	\$100.00	\$100.00		\$750.00 < 10,000 sf	
	• Residential – decks/sheds, each	515.00	15.00	\$0.00	\$500.00	\$500.00		\$1,000.00 < 20,000 sf	

CITY OF PEEKSKILL ADOPTED 2024 CONSOLIDATED FEE SCHEDULE

Adopted Updates for 2024
11/13/2023

Comparisons (from Spring 2023) to nearby communities provided when applicable.

CODE SECTION	DESCRIPTION	PROPOSED 2024 FEE	2024 PROPOSED VARIANCE	VARIANCE	NEW 2023 FEE	PRIOR FEE	CORTLANDT	VILLAGE/ OSSINING	YORKTOWN
	• Residential – garages	720.00	20.00	\$0.00	\$700.00	\$700.00		\$3,000.00 > 20,000sf	
Planning & Development- Application Fees (continued)									
§275-20C	Amended/Revised (PC)	515.00	15.00	\$0.00	\$500.00	\$500.00			
	Amended/Revised (PC) that require additional Agency permits	1,030.00	30.00	\$0.00	\$1,000.00	\$1,000.00			
§275-20C	Minor Amendment (PC)	-	-	\$0.00					
	Residential	310.00	10.00	\$0.00	\$300.00	\$300.00			
	Non-Residential	515.00	15.00	\$0.00	\$500.00	\$500.00			
		-	-						
§275-20C	In House Minor Modification (In House by Director)	310.00	10.00	\$0.00	\$300.00	\$300.00			
§275-20C	Extensions - (In House or PC)	-	-						
	Residential	310.00	10.00	\$0.00	\$300.00	\$300.00			
	Non-Residential	515.00	15.00	\$0.00	\$500.00	\$500.00			
		-	-						
§275-20C	Renewals	-	-						
	Residential	310.00	10.00	\$0.00	\$300.00	\$300.00			
	Non-Residential	515.00	15.00	\$0.00	\$500.00	\$500.00			
		-	-						
§275-20C	LWRP Consistency Review (<i>Coastal Assessment Form Required</i>)	2,060.00	60.00	\$0.00	\$2,000.00	\$2,000.00			
§275-20C	Flood Plain Development Permit Review	255.00	5.00	\$0.00	\$250.00	\$250.00			
		-	-						
	Steep Slopes Review	-	-						
		-	-						
		-	-						
§275-20C	Single Family Residential Lots*	-	-						
	• Disturbance to slopes < 15 percent				No Charge	No Charge			
	• Disturbance to <100 square feet of slopes > 15 percent				No Charge	No Charge			
	• Disturbance to ≥100 square feet of slopes > 15 percent**	105.00	5.00	\$0.00	\$100.00	\$100.00	\$250.00		
		-	-						
	All Other Uses*	-	-						
§275-20C	For Sites Up to and Including One Acre in Size	-	-						
	• Disturbance to slopes < 15 percent				No Charge	No Charge			
	• Disturbance to <100 square feet of slopes > 15 percent				No Charge	No Charge			
	• Disturbance to ≥100 square feet of slopes > 15 percent**	310.00	10.00	\$0.00	\$300.00	\$300.00	\$500.00		
	For Sites Over One Acre in Size	310.00	10.00	\$0.00	\$300.00	\$300.00			
	Fee for each add'l acre (or portion) of site area	310.00	10.00	\$0.00	\$300.00	\$300.00			
		-	-						
§275-20C	Extensions by Director or Planning Commission				Included in fee for site plan extension	Included in fee for site plan extension			
§275-20C	Amendments by Director or Planning Commission				Included in fee for Amended site plan or minor modification	Included in fee for Amended site plan or minor modification			
	Renewals				Determined by the Director	Determined by the Director			
		-	-						
	Appeals to Stop Work orders (pursuant to Steep Slopes Ordinance)	-	-						
		-	-						

CITY OF PEEKSKILL ADOPTED 2024 CONSOLIDATED FEE SCHEDULE

Adopted Updates for 2024
11/13/2023

Comparisons (from Spring 2023) to nearby communities provided when applicable.

CODE SECTION	DESCRIPTION	PROPOSED 2024 FEE	2024 PROPOSED VARIANCE	VARIANCE	NEW 2023 FEE	PRIOR FEE	CORTLANDT	VILLAGE/ OSSINING	YORKTOWN
§275-20C	Involving Activity on a Single Family Residential Lot*	55.00	5.00	\$0.00	\$50.00	\$50.00			
		-	-						
§275-20C	All Others	155.00	5.00	\$0.00	\$150.00	\$150.00			
		-	-						
§275-20C	*Current Vacant Lots: Use shall be determined based on zoning designation (at time of application and/or proposed use.	-	-						
		-	-						
<u>Planning & Development- Application Fees (continued)</u>		-	-						
	400 square feet of steep slope disturbance can be approved by the Director of Planning unless they will otherwise be reviewed by the City of Peekskill Planning Commission, in which case they must be approved by the Planning Commission.	-	-						
		-	-						
	<u>Special Permits</u> (Common Council and Planning Commission)	-	-						
§275-20C	Signs	255.00	5.00	\$0.00	\$250.00	\$250.00			\$75.00
§275-20C	Outdoor Restaurant	255.00	5.00	\$0.00	\$250.00	\$250.00			
§275-20C	Wireless Telecommunications	5,150.00	150.00	\$0.00	\$5,000.00	\$5,000.00			
§275-20C	Ambulance Corp.	515.00	15.00	\$0.00	\$500.00	\$500.00			
§275-20C	All Other Planning Commission Special Permits	1,285.00	35.00	\$0.00	\$1,250.00	\$1,250.00			
§275-20C	All Other Common Council Special Permits	5,150.00	150.00	\$0.00	\$5,000.00	\$5,000.00			
	Fee for each required parking space	55.00	5.00	\$0.00	\$50.00	\$50.00			
		-	-						
§275-20C	<u>Subdivisions</u>	-	-						
	Plat Reviews	-	-						
	• Minor: Residential - 2 Lots	2,060.00	60.00	\$0.00	\$2,000.00	\$2,000.00			
	• Minor: Residential - 3 thru 5 lots	4,120.00	120.00	\$0.00	\$4,000.00	\$4,000.00			
	Fee per lot	255.00	5.00	\$0.00	\$250.00	\$250.00			
	• Major: Commercial - 2 thru 5 lots	5,150.00	150.00	\$0.00	\$5,000.00	\$5,000.00			
	Fee per lot	255.00	5.00	\$0.00	\$250.00	\$250.00			
	• Major: Residential - 6 lots + over	6,180.00	180.00	\$0.00	\$6,000.00	\$6,000.00			
	Fee per lot	515.00	15.00	\$0.00	\$500.00	\$500.00			
		-	-						
§275-20C	Extension of Subdivision by Planning Commission	1,545.00	45.00	\$0.00	\$1,500.00	\$1,500.00			
§275-20C	Apportionments (lot line adjustments) and Merging of Lots	310.00	10.00	\$0.00	\$300.00	\$300.00			
		-	-						
	<u>Variances</u>	-	-						
§275-20C	Area Variances	-	-						
	• Residential – fences	155.00	5.00	\$0.00	\$150.00	\$150.00			
	• Residential – decks/sheds/pools, each	515.00	15.00	\$0.00	\$500.00	\$500.00			
	• Residential – parking location	775.00	25.00	\$0.00	\$750.00	\$750.00			
	• Residential – 1 family; additions; garages	1,030.00	30.00	\$0.00	\$1,000.00	\$1,000.00			
	• Residential – 2 family; additions; garages	1,030.00	30.00	\$0.00	\$1,000.00	\$1,000.00			
	• Residential – 3 or more family; additions; garages	2,060.00	60.00	\$0.00	\$2,000.00	\$2,000.00			
	Fee per unit over 3 units	515.00	15.00	\$0.00	\$500.00	\$500.00			
	• Commercial	2,575.00	75.00	\$0.00	\$2,500.00	\$2,500.00			

CITY OF PEEKSKILL ADOPTED 2024 CONSOLIDATED FEE SCHEDULE

Adopted Updates for 2024
11/13/2023

Comparisons (from Spring 2023) to nearby communities provided when applicable.

CODE SECTION	DESCRIPTION	PROPOSED 2024 FEE	2024 PROPOSED VARIANCE	VARIANCE	NEW 2023 FEE	PRIOR FEE	CORTLANDT	VILLAGE/ OSSINING	YORKTOWN
§275-20C	spaces)	-	-						
	• Residential	515.00	15.00	\$0.00	\$500.00	\$500.00			
	Fee per required parking space	55.00	5.00	\$0.00	\$50.00	\$50.00			
	• Commercial	775.00	25.00	\$0.00	\$750.00	\$750.00			
	Fee per required parking space	55.00	5.00	\$0.00	\$50.00	\$50.00			
		-	-						
§275-20C	Use Variance	3,600.00	100.00	\$0.00	\$3,500.00	\$3,500.00	\$400.00		\$1,000.00
		-	-						
§275-20C	Appeal to Zoning Board of Appeals	1,030.00	30.00	\$0.00	\$1,000.00	\$1,000.00			\$210.00
	(if property located in an Historic District or is designated as an Historic Landmark)	-	-						
		-	-						
	Any other appeals are treated as Use Variances.	-	-						
		-	-						
§275-20C	Interpretations of Building Inspector	515.00	15.00	\$0.00	\$500.00	\$500.00			
		-	-						
	All other Escrow Fees not listed to be the same as Application Fee	2,575.00	75.00	\$0.00	\$2,500.00	\$2,500.00			
		-	-						
<u>Police Department</u>		-	-						
§275-6 A	Accident Reports	10.00	0.50	\$2.00	\$9.50	\$7.50			
§275-6 L	Complaint Report, per copy	7.50	0.50	\$2.00	\$7.00	\$5.00			
§275-6 C	Good Conduct Letter	27.50	0.50	\$2.00	\$27.00	\$25.00		\$35.00	
§275-6 B	Fingerprinting Fee	22.50	0.50	\$2.00	\$22.00	\$20.00			
§275-6 O	Vehicle Storage Fee, per day	27.50	0.50	\$2.00	\$27.00	\$25.00			
§275-6 X	Retrieve property/Evidence	13.00	1.00	\$2.00	\$12.00	\$10.00			
§275-6 N	Prisoner Holding Fee (for outside agencies) , per day	260.00	8.00	\$2.00	\$252.00	\$250.00			
	Subpoena Fees	28.00	1.00	\$2.00	\$27.00	\$25.00		\$12.00	
§275-6 J	Photos, each	15.00	1.00	\$2.00	\$14.00	\$12.00			
	CD	28.00	1.00	\$2.00	\$27.00	\$25.00			
		-	-						
	<u>Alarm Fees:</u>	-	-						
	Annual Permit (billed July – June)	-	-						
§160-17.1 A(1)	Residence	50.00	5.00	\$5.00	\$45.00	\$40.00	\$30.00	\$50.00	\$75.00
§160-17.1 A(2)	Business	80.00	5.00	\$5.00	\$75.00	\$70.00	\$100.00	\$75.00	\$145.00
		-	-						
	<u>Taxi Fees</u>	-	-						
§525	Taxi Drivers License	200.00	5.00	\$0.00	\$195.00	\$195.00		\$145.00	
§525	Taxi Cab License	350.00	10.00	\$0.00	\$340.00	\$340.00		\$350.00	
§525	Taxi Cab License for Hybrids	310.00	10.00	\$0.00	\$300.00	\$300.00			
§525	Inspection Stickers, 2x per year	20.00	5.00	\$0.00	\$15.00	\$15.00			
§525	Drug Screening	60.00	5.00	\$0.00	\$55.00	\$55.00			
§525	Replacement License	15.00	5.00	\$0.00	\$10.00	\$10.00		\$25.00	
		-	-						
		-	-						
	<u>Animal Control fees:</u>	-	-						
§250-12 B	Impound Fee for Dangerous Dog	105.00	5.00	\$0.00	\$100.00	\$100.00			
§275-6 S	1 st impoundment	55.00	5.00	\$0.00	\$50.00	\$50.00		\$20.00	
	Fee for each additional 24 hour period after the impound date	20.00	5.00	\$0.00	\$15.00	\$15.00		\$5.00	
§275-6 S	2 nd impoundment	105.00	5.00	\$0.00	\$100.00	\$100.00		\$40.00	

CITY OF PEEKSKILL ADOPTED 2024 CONSOLIDATED FEE SCHEDULE

Comparisons (from Spring 2023) to nearby communities provided when applicable.

Adopted Updates for 2024
11/13/2023

CODE SECTION	DESCRIPTION	PROPOSED 2024 FEE	2024 PROPOSED VARIANCE	VARIANCE	NEW 2023 FEE	PRIOR FEE	CORTLANDT	VILLAGE/ OSSINING	YORKTOWN
	Fee for each additional 24 hour period after the impound date	20.00	5.00	\$0.00	\$15.00	\$15.00		\$10.00	
§275-6 S	3 rd and each subsequent impoundment	155.00	5.00	\$0.00	\$150.00	\$150.00		\$60.00	
	Fee for each additional 24 hour period after the impound date	20.00	5.00	\$0.00	\$15.00	\$15.00		\$15.00	
	<u>Miscellaneous</u>	-	-						
IMA w/Buchanan	Buchanan Dispatch Service, per year	7,210.00	210.00	\$0.00	\$7,000.00	\$7,000.00			
	<u>Towing Licensing</u>	-	-						
§548-14 A (1)	First Towing Vehicle	260.00	10.00	\$0.00	\$250.00	\$250.00		\$94.50 workdays /\$120.75 wkend	
§548-14 A (2)	Each Additional Towing Vehicle	105.00	5.00	\$0.00	\$100.00	\$100.00			
		-	-						
		-	-						
	<u>Water & Sewer Department</u>	-	-						
		-	-						
§560-3 B (1)	Hydrant Use Permit Fee	170.00	5.00	\$15.00	\$165.00	\$150.00			
	Plus deposit	105.00	5.00	\$0.00	\$100.00	\$100.00			
		-	-						
§560-7 A	<u>Water Meter Pricing</u>	-	-						
	Master Meter Multijet (Residential)	-	-						
	-offsets increased prices paid by city for meters	-	-						
	5/8"	157.55	4.59	\$73.26	\$152.96	\$79.70		\$450.00	
	5/8" X ¾ "	157.55	4.59	\$73.26	\$152.96	\$79.70		\$535.00	
	3/4 " X 9	188.46	5.49	\$86.67	\$182.97	\$96.30		\$686.00	
	1"	240.24	7.00	\$110.48	\$233.24	\$122.76		\$1,249.00	
	1 ½ "	610.00	17.77	\$280.53	\$592.23	\$311.70		\$1,596.00	
	2"	834.76	24.31	\$383.90	\$810.45	\$426.55			
	<u>Water & Sewer Department (continued)</u>								
	Master Meter Compound- Octave Ultrasonic	-	-						
		-	-						
	2"	2,385.68	69.49	\$1,097.14	\$2,316.19	\$1,219.05		N/A	
	3"	2,662.61	77.55	\$1,224.50	\$2,585.06	\$1,360.56		N/A	
	4"	3,557.39	103.61	\$1,636.00	\$3,453.78	\$1,817.78		N/A	
	6"	5,670.43	165.16	\$2,607.76	\$5,505.27	\$2,897.51		N/A	
	8"	6,709.77	195.43	\$3,085.74	\$6,514.34	\$3,428.60		N/A	
		-	-						
	Master Meter Compound Turbine	-	-						
	2"	847.33	24.68	\$0.00	\$822.65	\$822.65		N/A	
	3"	1,330.64	38.76	\$0.00	\$1,291.88	\$1,291.88		N/A	
	4"	1,902.91	55.42	\$0.00	\$1,847.49	\$1,847.49		N/A	
	6"	3,096.00	90.17	\$0.00	\$3,005.83	\$3,005.83		N/A	
	8"	3,531.46	102.86	\$0.00	\$3,428.60	\$3,428.60		N/A	
	Master Meter Octave	-	-						
		-	-						
	2"	6,314.79	183.93	\$0.00	\$6,130.86	\$6,130.86		N/A	
		-	-						
	MTU (Digital Reader)	130.00	5.00	\$40.00	\$125.00	\$85.00			
		-	-						
	After Hours Service Rate	315.00	10.00	\$10.00	\$305.00	\$295.00		\$100.00	
		-	-						
§560-10 F	<u>Water Tap Application Breakdown: This fee is now a simple charge for accessing City water.</u>	-	-						

CODE SECTION	DESCRIPTION	PROPOSED 2024 FEE	2024 PROPOSED VARIANCE	VARIANCE		NEW 2023 FEE		PRIOR FEE	CORTLANDT	VILLAGE/ OSSINING	YORKTOWN
		-	-								
	Standard Taps	-	-								
§560-11 B (1) & (2)	• 3 /4" Includes meter, coupling, & MTU	1,075.00	30.00	\$95.00		\$1,045.00		\$950.00			
	• 1" Includes meter, coupling, & MTU	1,217.00	35.00	\$107.00		\$1,182.00		\$1,075.00			
	• 1 ½" Owner to provide & maintain meter	1,249.00	35.00	-\$536.00		\$1,214.00		\$1,750.00			
	• 2" Owner to provide & maintain meter	1,411.70	39.70	-\$778.00		\$1,372.00		\$2,150.00			
		-	-								
	Large Diameter Cuts (4" Thru 12")										
§560-11 B (2)	For all large cuts (4" – 12"), the owner shall provide tapping sleeve, valve, and valve box acceptable to the Superintendent of Water. Fee includes installation of sleeve, valve, and cutting of tap.	-	-								
	• 4"	1,600.00	50.00	\$675.00		\$1,550.00		\$875.00		\$4,864.00	
	• 6"	1,800.00	48.00	\$877.00		\$1,752.00		\$875.00		\$5,135.00	
	• 8"	2,030.00	50.00	\$930.00		\$1,980.00		\$1,050.00		\$5,705.00	
	• 10"	2,287.00	50.00	\$1,187.00		\$2,237.00		\$1,050.00		\$6,806.00	
	• 12"	2,603.00	75.00	\$1,478.00		\$2,528.00		\$1,050.00		\$8,047.00	
Updated on 09/15/2023		-	-								