

Charles Point Park/Fleischmann Pier

Welcome to Charles Point Park and Fleischmann Pier where visitors can enjoy recently enhanced park amenities and a newly constructed 497' pier along with unparalleled views of the Hudson River!

Both offer a number of recreational activities such as tour boat excursions, personal watercraft docking, an ADA accessible kayak launch, fishing, strolling, bird watching, a concession area, restroom (installed but not yet open), access to the City's riverfront walking trails, an expanded parking lot and more.

The park also offers year-round unobstructed views of the historic river and surrounding natural beauty of the Hudson Valley. During the wintering Bald Eagle season (December 1 – March 31) bird watchers gather at the park and pier to view the Eagles as they dive into the river for food, land on nearby ice floes and sit on treetops. According to the NYS Department of Environmental Conservation, Charles Point Park, along with Riverfront Green, are among the most popular locations along the Hudson River between Croton-on-Hudson and Kingston to view wintering Bald Eagles.

In the summer months, the pier and park offer a premiere location for strolls along the pier, picnicking in the park, boating, fishing, trail walking, kayaking and just simply enjoying summertime in the Hudson Valley.

There is something for everyone at Charles Point Park and Fleischmann Pier, whether its recreational activity or simply relaxing and enjoying the serenity of this stellar riverfront location.

Boat Cruises From Fleischmann Pier

Fleischmann Pier is the new home port for the RMS Emerald Princess, a luxurious, 90' cruise boat which offers a range of cruises from May to December. The Emerald Princess has quickly become a popular activity for visitors throughout the region with many repeat and new passengers enjoying the quality service, food, scenery and historic landmarks along the Hudson River's shores. The cruise boat is also available for private charters.

The RMS is owned and operated by Captain Frank and Laura Adams, who had successfully provided cruises in New York Harbor, prior to making Peekskill and Fleischmann Pier their home port. Themed cruises scheduled throughout the season include: Weekend Brunch Cruises; Sunset Cruises; Italian Fest Fireworks Cruises; Fall Foliage Cruises; Thanksgiving Dinner; and Polar Express Cruise with Santa

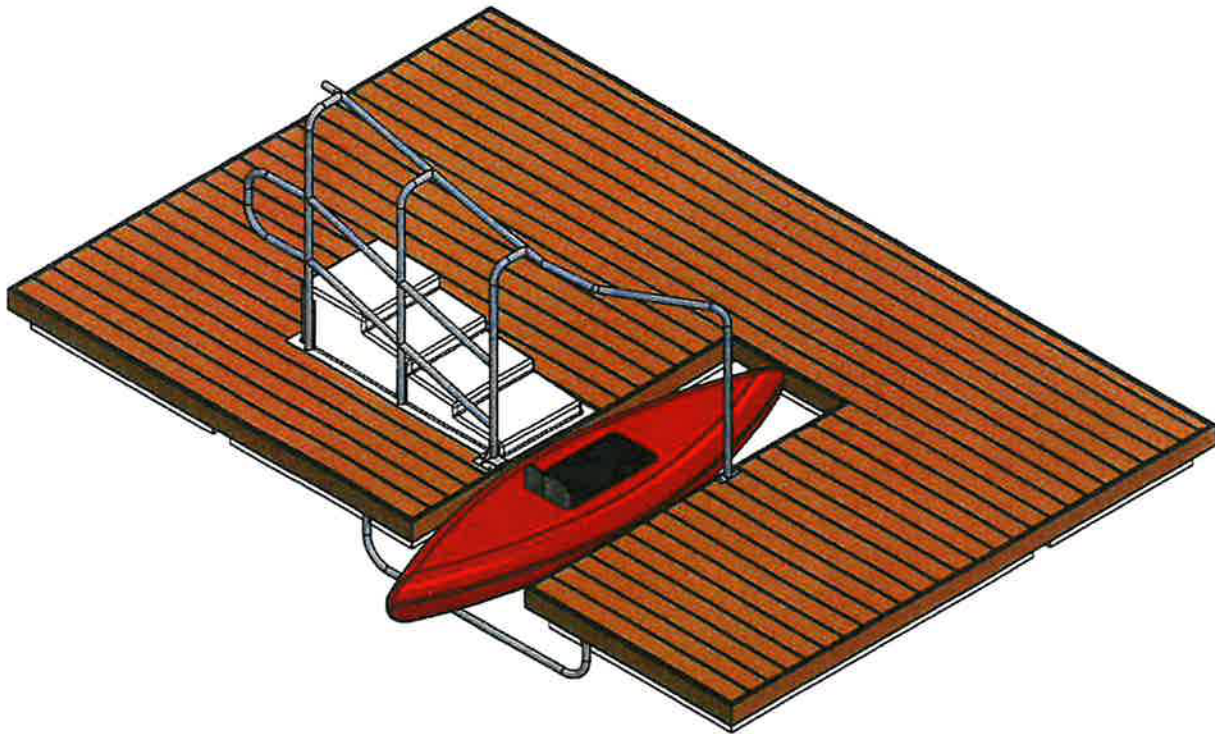
For more information on the RMS Emerald Princess, their cruises and services, and/or to buy tickets visit their website at [Hudson Valley Boat Tour | R.M.S. Cruises](#), or contact them via E-mail - rmscruises@gmail; or Phone – 201-312-3554

Transient Docking at Fleischmann Pier

Transient boats may dock at the pier's floating docks **for a fee and with authorization** from the Fleischmann Pier Harbormaster, Captain Frank Adams. For more information on how to arrange transient docking, please call the Harbormaster at **1-201-560-3627** or email: peekskillharbormaster@gmail.com



HOW TO LAUNCH FROM AN ADA TRANSFER PLATFORM

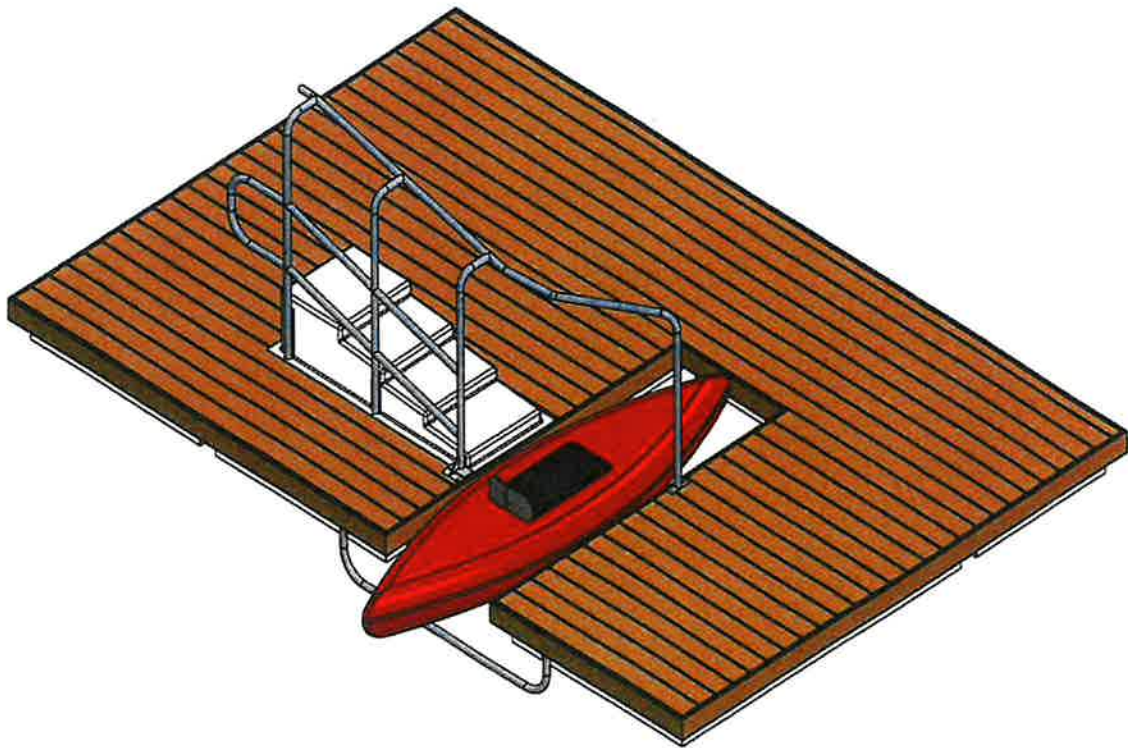



FOR QUESTIONS CALL 954.785.7557 OR
EMAIL INFO@ACCUDOCK.COM

STEP ONE

Begin by inserting the kayak in the slip so that the seat aligns with the end of the transfer stairs. Make sure the front of the kayak enters the slip first.

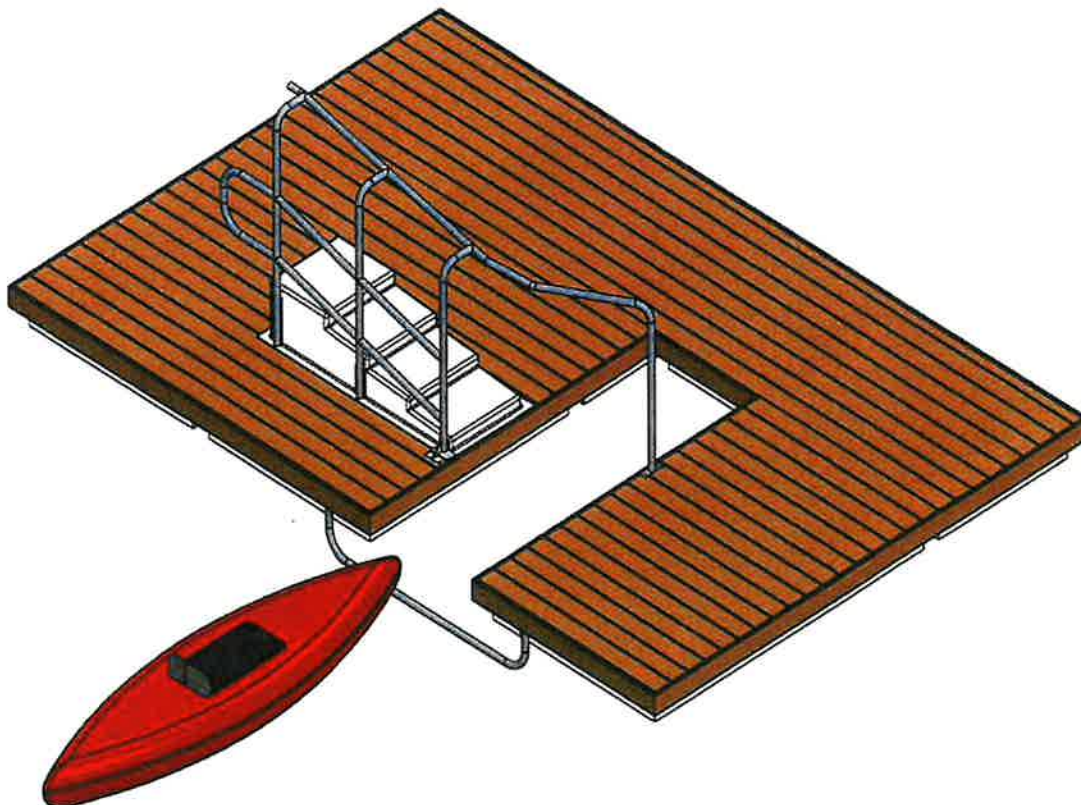
Park the wheelchair at the end of the top step of the transfer stairs. By using overhead grab rail, move yourself down the transfer stairs to the last step nearest to the kayak.



FOR QUESTIONS CALL 954.785.7557 OR
EMAIL INFO@ACCUDOCK.COM

STEP TWO

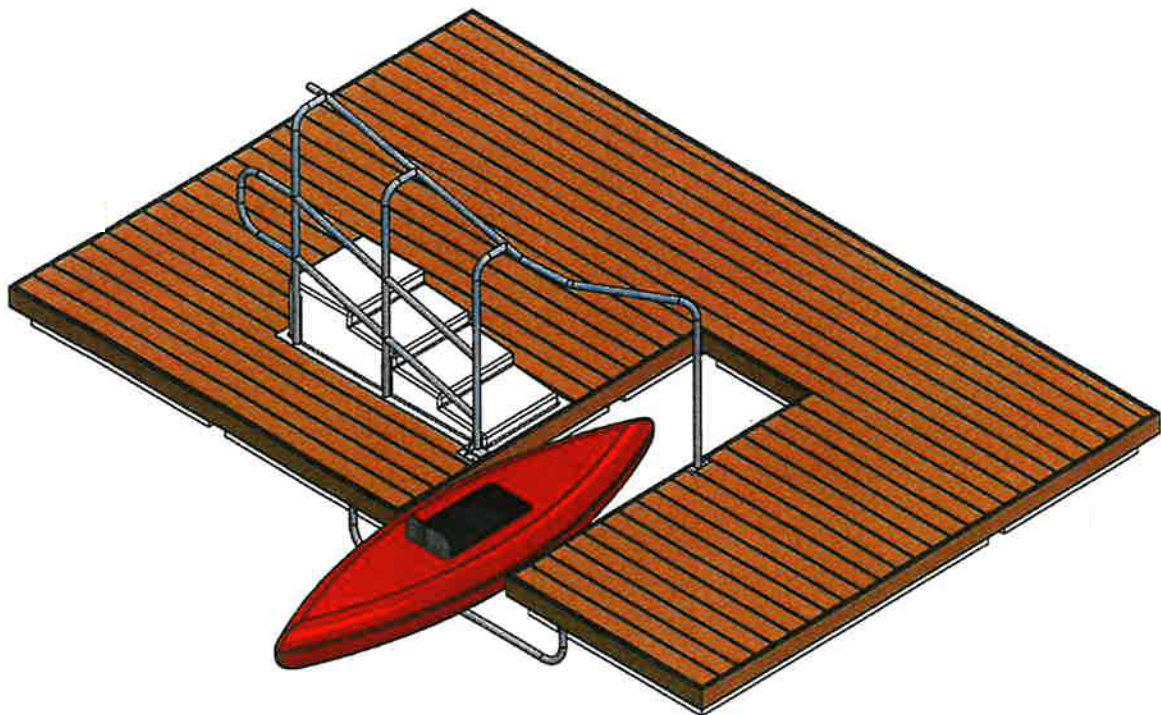
Using the overhead grab rail, lift yourself into the kayak. Once you are in the kayak, use the overhead assist rail to push yourself backwards, completely out of the slip and into the water.



FOR QUESTIONS CALL 954.785.7557 OR
EMAIL INFO@ACCUDOCK.COM

STEP THREE

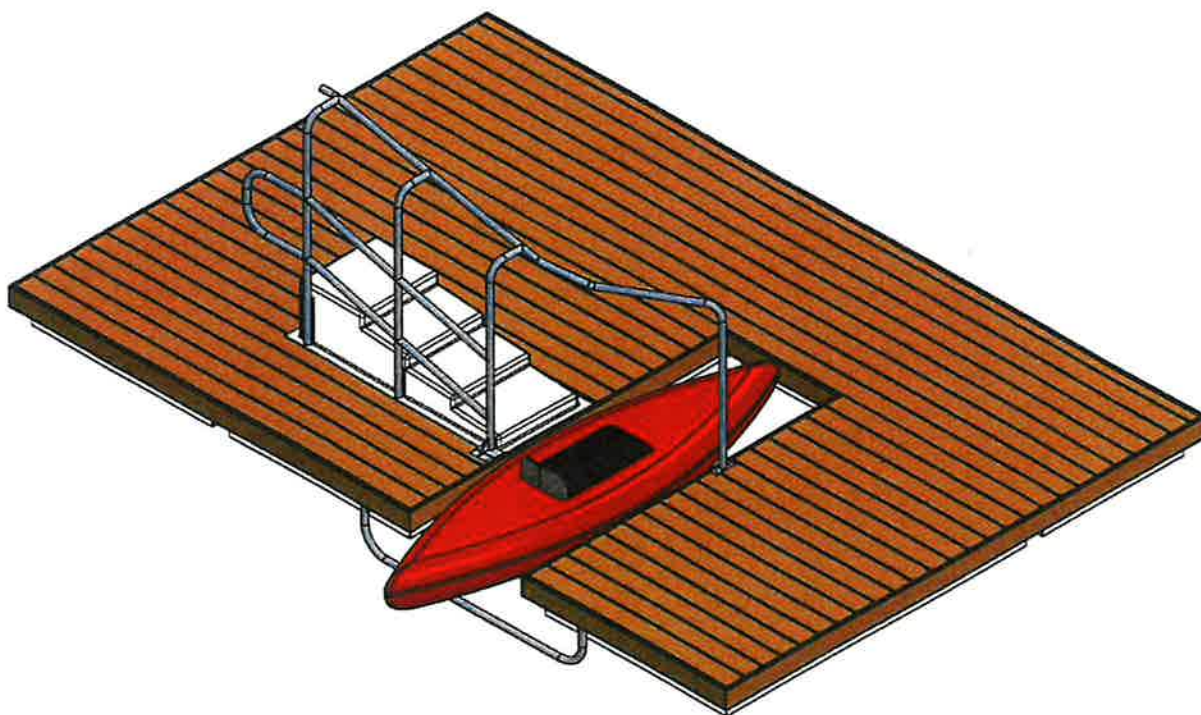
After a nice and pleasant kayak ride, paddle towards the floating dock. Enter the slip with the front of the kayak first.



FOR QUESTIONS CALL 954-785-7557 OR
EMAIL INFO@ACCUDOCK.COM

STEP FOUR

Once you have fully entered the slip ensure that the kayak seat lines up with transfer stairs. Make sure the kayak is secure before exiting and use the overhead assist bar to lift yourself out of the kayak and onto the transfer stairs. Continue to hold onto the overhead grab rail by lifting yourself up the stairs to the top step, and then back into the wheelchair.



FOR QUESTIONS CALL 954.785.7557 OR
EMAIL INFO@ACCUDOCK.COM